



# GTI Trophy

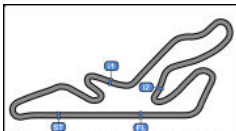
Circuito de Madrid Jarama-RACE

29 Marzo 2025

*Results booklet*



Provided by Cronococa S.L.  
[www.cronococa.com](http://www.cronococa.com)



Circuito de Madrid Jarama-RACE 3.850 m.

# Circuito de Madrid Jarama - RACE

## GTI Trophy

### ENTRENAMIENTO PRIVADO

#### Resultados Provisionales



Clas	Nº	Piloto	Cat	Clas	Concursante	Vehiculo	Vtas.	Mejor	Tiempo	Dif 1º	Interval	Km/h
1	41	Ivan Riera Garcia			EFICAR TEAM	Volkswagen Golf GTI	3	2	1:52.253			123.4
2	19	Fernando Navarrete Rodrigo			PROMOCOPA	Volkswagen Golf GTI	7	3	1:52.264	0.011	0.011	123.4
3	96	Luis Alvarez Martinez-Forgue			PROMOCOPA	Volkswagen Golf GTI	7	3	1:52.593	0.340	0.329	123.0
4	60	Julian Mazuecos Fernandez			CIUDAD DE GETAFE	Volkswagen Golf GTI	10	3	1:53.596	1.343	1.003	122.0
5	10	Miguel Vilaceros Sundmacher			EQUIPO GALLEGO RACING	Volkswagen Golf GTI	8	3	1:53.914	1.661	0.318	121.6
6	3	Alex Royo Aguadero			ESCUDERIA CERRO NEGRO	Volkswagen Golf GTI	8	7	1:54.277	2.024	0.363	121.2
7	45	Alfredo De Castro Becerra			DRIVEX	Volkswagen Golf GTI	10	8	1:55.729	3.476	1.452	119.7
8	90	Alejandro Martinez Rodriguez			ALEJANDRO MARTINEZ RODRIGUEZ	Volkswagen Golf GTI	8	4	1:56.702	4.449	0.973	118.7
9	64	Fernando Pedrera Martinez			PROMOCOPA	Volkswagen Golf GTI	9	3	1:59.915	7.662	3.213	115.5
10	88	Tomas Moreno Garcia			PROMOCOPA	Volkswagen Golf GTI	8	7	1:59.967	7.714	0.052	115.5
11	28	Arcadio Treviño Chamorro			RX PRO RACING	Volkswagen Golf GTI	5	4	2:25.712	33.459	25.745	95.1
12	61	Antonio Contreras Conde			ANTONIO CONTRERAS	Volkswagen Golf GTI	3	3	2:39.498	47.245	13.786	86.8
13	77	Agustin Arce Pi			VSR MOTORSPORT	Volkswagen Golf GTI	1	1	10:37:51.785	10:35:59.	10:35:12.	00.0

Publicado a las:.....

Temp Pista: 25.9 °C Temp Aire: 12.5 °C Humedad: 57 % Estado Pista: SECA

#### Director Carrera:

José F. Vélez

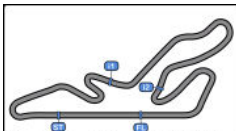
DC-00725-ESP/M

#### Cronometrador:

María-Jesús Gamazo

JCR-00499-ESP/M





**Circuito de Madrid Jarama - RACE**  
**GTI Trophy**  
**ENTRENAMIENTO PRIVADO**  
**Resultados Provisionales por Categoría**



Circuito de Madrid Jarama-RACE 3.850 m.

Clas	Nº	Piloto	Cat	Clas	Concursante	Vehiculo	Vtas.	Mejor	Tiempo	Dif 1º	Interval	Km/h
1	41	Ivan Riera Garcia			EFICAR TEAM	Volkswagen Golf GTI	3	2	1:52.253			123.4
2	19	Fernando Navarrete Rodrigo			PROMOCOPA	Volkswagen Golf GTI	7	3	1:52.264	0.011	0.011	123.4
3	96	Luis Alvarez Martinez-Forgue			PROMOCOPA	Volkswagen Golf GTI	7	3	1:52.593	0.340	0.329	123.0
4	60	Julian Mazuecos Fernandez			CIUDAD DE GETAFE	Volkswagen Golf GTI	10	3	1:53.596	1.343	1.003	122.0
5	10	Miguel Vilacinos Sundmacher			EQUIPO GALLEGO RACING	Volkswagen Golf GTI	8	3	1:53.914	1.661	0.318	121.6
6	3	Alex Royo Aguadero			ESCUDERIA CERRO NEGRO	Volkswagen Golf GTI	8	7	1:54.277	2.024	0.363	121.2
7	45	Alfredo De Castro Becerra			DRIVEX	Volkswagen Golf GTI	10	8	1:55.729	3.476	1.452	119.7
8	90	Alejandro Martinez Rodriguez			ALEJANDRO MARTINEZ RODRIGUEZ	Volkswagen Golf GTI	8	4	1:56.702	4.449	0.973	118.7
9	64	Fernando Pedrera Martinez			PROMOCOPA	Volkswagen Golf GTI	9	3	1:59.915	7.662	3.213	115.5
10	88	Tomas Moreno Garcia			PROMOCOPA	Volkswagen Golf GTI	8	7	1:59.967	7.714	0.052	115.5
11	28	Arcadio Treviño Chamorro			RX PRO RACING	Volkswagen Golf GTI	5	4	2:25.712	33.459	25.745	95.1
12	61	Antonio Contreras Conde			ANTONIO CONTRERAS	Volkswagen Golf GTI	3	3	2:39.498	47.245	13.786	86.8
13	77	Agustin Arce Pi			VSR MOTORSPORT	Volkswagen Golf GTI	1	1	10:37:51.785	10:35:59.	10:35:12.	00.0

Publicado a las:.....

Temp Pista: **25.9 °C** Temp Aire: **12.5 °C** Humedad: **57 %** Estado Pista: **SECA**

**Director Carrera:**

José F. Vélez

DC-00725-ESP/M

**Cronometrador:**

María-Jesús Gamazo

JCR-00499-ESP/M





# Circuito de Madrid Jarama - RACE

## GTI Trophy

### ENTRENAMIENTO PRIVADO

#### Tiempos Por Vuelta



**3** Alex Royo Aguadero Volkswagen Golf GTI **45** Alfredo De Castro Becerra Volkswagen Golf GTI

ESCUDERIA CERRO NEGRO

DRIVEX

Vta	D	Tiempo	Sector 1	Sector 2	Sector 3	T. Spd	Elapsed	Vta	D	Tiempo	Sector 1	Sector 2	Sector 3	T. Spd	Elapsed
1		10:31:11.772	10:29:56.621	42.129	33.022	79.2	10:31:11.772	1		10:28:20.228	10:26:47.993	54.359	37.876	90.1	10:28:20.228
2		1:56.109	45.434	38.430	32.245	180.0	10:33:07.881	2		1:58.202	46.594	38.761	32.847	148.3	10:30:18.430
3		1:55.490	44.541	38.667	32.282	203.3	10:35:03.371	3		1:57.835	44.801	39.469	33.565	185.2	10:32:16.265
4		1:54.400	43.899	38.760	31.741	194.9	10:36:57.771	4		1:59.397	44.857	41.088	33.452	171.9	10:34:15.662
5		1:54.585	43.633	39.322	31.630	201.1	10:38:52.356	5		2:05.718 P	45.185	40.533	40.000	184.3	10:36:21.380
6		1:54.316	43.864	38.573	31.879	204.1	10:40:46.672	6		3:57.353	2:44.533	39.945	32.875	71.8	10:40:18.733
7		1:54.277	44.081	38.426	31.770	202.2	10:42:40.949	7		1:56.641	44.450	39.554	32.637	196.0	10:42:15.374
8		2:29.538 P	55.281	49.652	44.605	163.1	10:45:10.487	8		1:55.729	44.664	38.676	32.389	197.4	10:44:11.103

**10** Miguel Villaceros Volkswagen Golf GTI  
Sundmacher

EQUIPO GALLEGO RACING

Julian Mazuecos Volkswagen Golf GTI

Fernandez CIUDAD DE GETAFE

Vta	D	Tiempo	Sector 1	Sector 2	Sector 3	T. Spd	Elapsed	Vta	D	Tiempo	Sector 1	Sector 2	Sector 3	T. Spd	Elapsed
1		10:28:02.645	10:26:41.400	46.115	35.130	81.8	10:28:02.645	1		10:28:17.570	10:26:45.768	54.550	37.252	88.5	10:28:17.570
2		1:58.117	46.826	39.332	31.959	163.8	10:30:00.762	2		1:54.727	45.044	37.872	31.811	188.1	10:30:12.297
3		1:53.914	43.969	38.040	31.905	183.3	10:31:54.676	3		1:53.596	44.172	37.676	31.748	195.6	10:32:05.893
4		1:55.452	43.561	39.151	32.740	195.6	10:33:50.128	4		2:09.540 P	44.230	42.555	42.755	200.3	10:34:15.433
5		2:07.307 P	45.149	40.266	41.892	176.7	10:35:57.435	5		3:48.113	2:31.245	44.867	32.001	102.2	10:38:03.546
6		7:44.766	6:29.477	42.479	32.810	80.7	10:43:42.201	6		1:54.121	43.752	38.471	31.898	195.6	10:39:57.667
7		1:59.632	45.371	39.796	34.465	177.6	10:45:41.833	7		1:54.261	43.919	38.536	31.806	200.7	10:41:51.928
8		2:23.483 P	44.242	46.836	52.405	193.5	10:48:05.316	8		1:54.679	44.290	38.372	32.017	197.8	10:43:46.607

**19** Fernando Navarrete Volkswagen Golf GTI  
Rodrigo

PROMOCOPA

Vta	D	Tiempo	Sector 1	Sector 2	Sector 3	T. Spd	Elapsed	Vta	D	Tiempo	Sector 1	Sector 2	Sector 3	T. Spd	Elapsed
1		10:28:16.979	10:26:43.824	53.920	39.235	67.5	10:28:16.979	1		10:37:44.049 P	10:35:58.358	52.632	53.059	56.9	10:37:44.049
2		2:16.181	55.590	48.924	31.667	127.5	10:30:33.160	2		5:55.935	4:22.880	51.860	41.195	58.0	10:43:39.984
3		1:52.264	44.036	37.035	31.193	193.8	10:32:25.424	3		2:39.498 P	56.586	50.627	52.285	129.1	10:46:19.482
4		2:14.641 P	50.946	43.682	40.013	157.4	10:34:40.065	4		1:59.915	46.106	40.128	33.681	192.8	10:32:40.786
5		4:32.101	3:12.101	46.658	33.342	72.8	10:39:12.166	5		2:11.084 P	45.505	41.340	44.239	192.5	10:36:53.539
6		1:52.322	43.535	37.501	31.286	198.8	10:41:04.488	6		4:56.904	3:42.001	41.078	33.825	82.8	10:41:50.443
7		2:14.237 P	50.755	43.407	40.075	156.7	10:43:18.725	7		2:00.677	46.922	40.005	33.750	190.4	10:43:51.120

**28** Arcadio Treviño Chamorro Volkswagen Golf GTI **64** Fernando Pedrera Martinez Volkswagen Golf GTI

RX PRO RACING

PROMOCOPA

Vta	D	Tiempo	Sector 1	Sector 2	Sector 3	T. Spd	Elapsed	Vta	D	Tiempo	Sector 1	Sector 2	Sector 3	T. Spd	Elapsed
1		10:29:13.190	10:27:39.278	52.466	41.446	66.1	10:29:13.190	1		10:28:36.041	10:27:09.350	50.665	36.026	62.9	10:28:36.041
2		2:34.527 P	55.061	47.955	51.511	143.2	10:31:47.717	2		2:04.830	48.467	42.008	34.355	173.3	10:30:40.871
3		4:59.047	3:32.525	47.717	38.805	73.5	10:36:46.764	3		1:59.915	46.106	40.128	33.681	192.8	10:32:40.786
4		2:25.712 P	51.412	46.811	47.489	160.0	10:39:12.476	4		2:01.669	46.470	40.753	34.446	188.4	10:34:42.455
5		7:58.692 P	6:05.576	1:01.738	51.378	74.2	10:47:11.168	5		2:11.084 P	45.505	41.340	44.239	192.5	10:36:53.539
6		4:56.904	3:42.001	41.078	33.825	82.8	10:41:50.443	6		2:00.677	46.922	40.005	33.750	190.4	10:43:51.120
7		2:00.677	46.922	40.005	33.750	190.4	10:43:51.120	7		2:00.425	46.055	40.613	33.757	192.8	10:45:51.545
8		2:00.425	46.055	40.613	33.757	192.8	10:45:51.545	8		2:23.425 P	47.149	45.398	50.878	191.1	10:48:14.970
9		2:23.425 P	47.149	45.398	50.878	191.1	10:48:14.970	9		2:23.425 P	47.149	45.398	50.878	191.1	10:48:14.970

**41** Ivan Riera Garcia Volkswagen Golf GTI

EFICAR TEAM

Vta	D	Tiempo	Sector 1	Sector 2	Sector 3	T. Spd	Elapsed	Vta	D	Tiempo	Sector 1	Sector 2	Sector 3	T. Spd	Elapsed
1		10:29:55.998	10:28:45.758	38.590	31.650	92.3	10:29:55.998	1		10:37:51.785	10:36:28.468	46.895	36.422	79.7	10:37:51.785
2		1:52.253	43.575	37.498	31.180	193.8	10:31:48.251	2		10:37:51.785	10:36:28.468	46.895	36.422	79.7	10:37:51.785
3		2:00.432 P	43.129	38.907	38.396	206.8	10:33:48.683	3		10:37:51.785	10:36:28.468	46.895	36.422	79.7	10:37:51.785

**77** Agustin Arce Pi Volkswagen Golf GTI

VSR MOTORSPORT

Vta	D	Tiempo	Sector 1	Sector 2	Sector 3	T. Spd	Elapsed
1		10:37:51.785	10:36:28.468	46.895	36.422	79.7	10:37:51.785





# Circuito de Madrid Jarama - RACE

## GTI Trophy

### ENTRENAMIENTO PRIVADO

#### Tiempos Por Vuelta



88

Tomas Moreno Garcia

Volkswagen Golf GTI

PROMOCOPA

Vta	D	Tiempo	Sector 1	Sector 2	Sector 3	T. Spd	Elapsed
1		10:32:16.293	10:30:59.692	42.324	34.277	91.4	10:32:16.293
2		2:04.158	46.621	43.105	34.432	160.7	10:34:20.451
3		2:03.384	46.432	42.129	34.823	172.5	10:36:23.835
4		2:02.962	46.692	41.808	34.462	179.7	10:38:26.797
5		2:17.821 P	49.706	44.925	43.190	158.3	10:40:44.618
6		3:38.498	2:24.055	40.667	33.776	98.9	10:44:23.116
7		<b>1:59.967</b>	<b>46.024</b>	<b>40.290</b>	<b>33.653</b>	180.6	10:46:23.083
8		3:02.475 P	1:03.431	1:01.442	57.602	142.2	10:49:25.558

90

Alejandro Martinez Rodriguez

Volkswagen Golf GTI

ALEJANDRO MARTINEZ

Vta	D	Tiempo	Sector 1	Sector 2	Sector 3	T. Spd	Elapsed
1		10:31:56.338	10:30:40.784	39.926	35.628	87.8	10:31:56.338
2		2:13.302 P	44.131	40.662	48.509	192.5	10:34:09.640
3		3:17.194	1:59.858	44.226	33.110	97.6	10:37:26.834
4		<b>1:56.702</b>	44.493	<b>39.513</b>	32.696	198.5	10:39:23.536
5		2:04.695	47.221	45.244	<b>32.230</b>	145.3	10:41:28.231
6		1:58.576	44.357	41.862	32.357	196.0	10:43:26.807
7		1:59.819	<b>44.066</b>	40.507	35.246	200.0	10:45:26.626
8		2:15.948 P	45.444	41.932	48.572	192.1	10:47:42.574

96

Luis Alvarez Martinez-Forgue

Volkswagen Golf GTI

PROMOCOPA

Vta	D	Tiempo	Sector 1	Sector 2	Sector 3	T. Spd	Elapsed
1		10:27:55.754	10:26:36.284	46.355	33.115	66.0	10:27:55.754
2		1:55.194	45.144	38.416	31.634	190.8	10:29:50.948
3		<b>1:52.593</b>	43.722	<b>37.523</b>	<b>31.348</b>	204.1	10:31:43.541
4		2:33.412 P	54.871	55.069	43.472	144.3	10:34:16.953
5		2:50.603	1:33.814	44.955	31.834	87.3	10:37:07.556
6		2:06.512 P	<b>43.105</b>	38.705	44.702	206.5	10:39:14.068
7		4:58.315 P	3:09.567	58.153	50.595	86.1	10:44:12.383





# Circuito de Madrid Jarama - RACE

## GTI Trophy

### ENTRENAMIENTO PRIVADO

#### Mejores Sectores



Circuito de Madrid Jarama-RACE 3.850 m.

Sector - 1				Sector - 2				Sector - 3				Vta. Ideal vs Mejor Vta.				
Clas	Nº	Piloto	Tiempo	Nº	Piloto	Tiempo	Nº	Piloto	Tiempo	Clas	Nº	Piloto	Vta. Ideal	Mejor Vta.	Clas	
1	96	Luis Alvarez Martinez-Forgue	43.105	19	Fernando Navarrete Rodrigo	37.035	41	Ivan Riera Garcia	31.180	1	19	Fernando Navarrete Rodrigo	1:51.763	1:52.264	2	
2	41	Ivan Riera Garcia	43.129	41	Ivan Riera Garcia	37.498	19	Fernando Navarrete Rodrigo	31.193	2	41	Ivan Riera Garcia	1:51.807	1:52.253	1	
3	19	Fernando Navarrete Rodrigo	43.535	96	Luis Alvarez Martinez-Forgue	37.523	96	Luis Alvarez Martinez-Forgue	31.348	3	96	Luis Alvarez Martinez-Forgue	1:51.976	1:52.593	3	
4	10	Miguel Villaceros Sundmacher	43.561	60	Julian Mazuecos Fernandez	37.676	3	Alex Royo Aguadero	31.630	4	60	Julian Mazuecos Fernandez	1:53.176	1:53.596	4	
5	3	Alex Royo Aguadero	43.633	10	Miguel Villaceros Sundmacher	38.040	60	Julian Mazuecos Fernandez	31.748	5	10	Miguel Villaceros Sundmacher	1:53.506	1:53.914	5	
6	60	Julian Mazuecos Fernandez	43.752	3	Alex Royo Aguadero	38.426	10	Miguel Villaceros Sundmacher	31.905	6	3	Alex Royo Aguadero	1:53.689	1:54.277	6	
7	90	Alejandro Martinez Rodriguez	44.066	45	Alfredo De Castro Becerra	38.676	90	Alejandro Martinez Rodriguez	32.230	7	45	Alfredo De Castro Becerra	1:55.401	1:55.729	7	
8	45	Alfredo De Castro Becerra	44.450	90	Alejandro Martinez Rodriguez	39.513	45	Alfredo De Castro Becerra	32.275	8	90	Alejandro Martinez Rodriguez	1:55.809	1:56.702	8	
9	64	Fernando Pedrera Martinez	45.505	64	Fernando Pedrera Martinez	40.005	88	Tomas Moreno Garcia	33.653	9	64	Fernando Pedrera Martinez	1:59.191	1:59.915	9	
10	88	Tomas Moreno Garcia	46.024	88	Tomas Moreno Garcia	40.290	64	Fernando Pedrera Martinez	33.681	10	88	Tomas Moreno Garcia	1:59.967	1:59.967	10	
11	28	Arcadio Treviño Chamorro	51.412	28	Arcadio Treviño Chamorro	46.811	77	Agustin Arce Pi	36.422	11	28	Arcadio Treviño Chamorro	2:17.028	2:25.712	11	
12	61	Antonio Contreras Conde	56.586	77	Agustin Arce Pi	46.895	28	Arcadio Treviño Chamorro	38.805	12	61	Antonio Contreras Conde	2:28.408	2:39.498	12	
13	77	Agustin Arce Pi	Transpo	61	Antonio Contreras Conde	50.627	61	Antonio Contreras Conde	41.195	13	77	Agustin Arce Pi	Transpo	Transpo	13	





# Circuito de Madrid Jarama - RACE

## GTI Trophy

### ENTRENAMIENTO PRIVADO

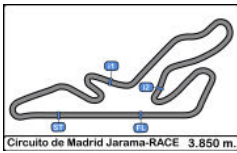
#### 5 Mejores Tiempos



Circuito de Madrid Jarama-RACE 3.850 m.

Cls	Nº	Piloto	Cat	Cls	Concursante	Vehiculo	Mejor 1		Mejor 2		Mejor 3		Mejor 4		Mejor 5	
							Tiempo	Vta	Tiempo	Vta	Tiempo	Vta	Tiempo	Vta	Tiempo	Vta
1	41	Ivan Riera Garcia			EFICAR TEAM	Volkswagen Golf GTI	1:52.253	2	2:00.432	3						
2	19	Fernando Navarrete Rodrigo			PROMOCOPA	Volkswagen Golf GTI	1:52.264	3	1:52.322	6	2:14.237	7	2:14.641	4	2:16.181	2
3	96	Luis Alvarez Martinez-Forgue			PROMOCOPA	Volkswagen Golf GTI	1:52.593	3	1:55.194	2	2:06.512	6	2:33.412	4	2:50.603	5
4	60	Julian Mazuecos Fernandez			CIUDAD DE GETAFE	Volkswagen Golf GTI	1:53.596	3	1:54.121	6	1:54.167	9	1:54.261	7	1:54.679	8
5	10	Miguel Villaceros Sundmacher			EQUIPO GALLEGO	Volkswagen Golf GTI	1:53.914	3	1:55.452	4	1:58.117	2	1:59.632	7	2:07.307	5
6	3	Alex Royo Aguadero			ESCUDERIA CERRO	Volkswagen Golf GTI	1:54.277	7	1:54.316	6	1:54.400	4	1:54.585	5	1:55.490	3
7	45	Alfredo De Castro Becerra			DRIVEX	Volkswagen Golf GTI	1:55.729	8	1:55.815	9	1:56.641	7	1:57.835	3	1:58.202	2
8	90	Alejandro Martinez Rodriguez			ALEJANDRO MARTINEZ	Volkswagen Golf GTI	1:56.702	4	1:58.576	6	1:59.819	7	2:04.695	5	2:13.302	2
9	64	Fernando Pedrera Martinez			PROMOCOPA	Volkswagen Golf GTI	1:59.915	3	2:00.425	8	2:00.677	7	2:01.669	4	2:04.830	2
10	88	Tomas Moreno Garcia			PROMOCOPA	Volkswagen Golf GTI	1:59.967	7	2:02.962	4	2:03.384	3	2:04.158	2	2:17.821	5
11	28	Arcadio Treviño Chamorro			RX PRO RACING	Volkswagen Golf GTI	2:25.712	4	2:34.527	2	4:59.047	3	7:58.692	5		
12	61	Antonio Contreras Conde			ANTONIO CONTRERAS	Volkswagen Golf GTI	2:39.498	3	5:55.935	2						
13	77	Agustin Arce Pi			VSR MOTORSPORT	Volkswagen Golf GTI										





# Circuito de Madrid Jarama - RACE

## GTI Trophy

### ENTRENAMIENTO PRIVADO

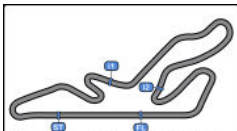
#### 5 Mejores Velocidades



Circuito de Madrid Jarama-RACE 3.850 m.

Clas	Nº	Piloto	Cat	Cls	Concursante	Vehiculo	Top 1		Top 2		Top 3		Top 4		Top 5		Avg
							Km/h	Vta	Km/h	Vta	Km/h	Vta	Km/h	Vta	Km/h	Vta	
1	41	Ivan Riera Garcia			EFICAR TEAM	Volkswagen Golf GTI	206.8	3	193.8	2	92.3	1					164.3
2	96	Luis Alvarez Martinez-Forgue			PROMOCOPA	Volkswagen Golf GTI	206.5	6	204.1	3	190.8	2	144.3	4	87.3	5	166.6
3	3	Alex Royo Aguadero			ESCUDERIA CERRO NEGRO	Volkswagen Golf GTI	204.1	6	203.3	3	202.2	7	201.1	5	194.9	4	201.1
4	60	Julian Mazuecos Fernandez			CIUDAD DE GETAFE	Volkswagen Golf GTI	200.7	7	200.3	4	198.5	10	197.8	8	195.6	3	198.6
5	90	Alejandro Martinez Rodriguez			ALEJANDRO MARTINEZ RODRIGUEZ	Volkswagen Golf GTI	200.0	7	198.5	4	196.0	6	192.5	2	192.1	8	195.8
6	19	Fernando Navarrete Rodrigo			PROMOCOPA	Volkswagen Golf GTI	198.8	6	193.8	3	157.4	4	156.7	7	127.5	2	166.8
7	45	Alfredo De Castro Becerra			DRIVEX	Volkswagen Golf GTI	197.4	8	196.0	7	190.1	9	185.2	3	184.3	5	190.6
8	10	Miguel Villacieros Sundmacher			EQUIPO GALLEGO RACING	Volkswagen Golf GTI	195.6	4	193.5	8	183.3	3	177.6	7	176.7	5	185.3
9	64	Fernando Pedrera Martinez			PROMOCOPA	Volkswagen Golf GTI	192.8	3	192.8	8	192.5	5	191.1	9	190.4	7	191.9
10	88	Tomas Moreno Garcia			PROMOCOPA	Volkswagen Golf GTI	180.6	7	179.7	4	172.5	3	160.7	2	158.3	5	170.3
11	28	Arcadio Treviño Chamorro			RX PRO RACING	Volkswagen Golf GTI	160.0	4	143.2	2	74.2	5	73.5	3	66.1	1	103.4
12	61	Antonio Contreras Conde			ANTONIO CONTRERAS CONDE	Volkswagen Golf GTI	129.1	3	58.0	2	56.9	1					81.3
13	77	Agustin Arce Pi			VSR MOTORSPORT	Volkswagen Golf GTI	79.7	1									79.7





Circuito de Madrid Jarama-RACE 3.850 m.

Circuito de Madrid Jarama - RACE

GTI Trophy

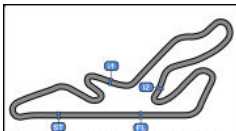
ENTRENAMIENTO PRIVADO

Secuencia Vueltas Rápidas



Vta	Hora Día	Tiempo Sesión	Nº Piloto	Cat	Concursante	Vehiculo	Tiempo	Km/h
2	10:29:50.948	4:50.948	96 Luis Alvarez Martinez-Forgue		PROMOCOPA	Volkswagen Golf GTI	1:55.194	120.3
2	10:30:12.297	5:12.297	60 Julian Mazuecos Fernandez		CIUDAD DE GETAFE	Volkswagen Golf GTI	1:54.727	120.8
3	10:31:43.541	6:43.541	96 Luis Alvarez Martinez-Forgue		PROMOCOPA	Volkswagen Golf GTI	1:52.593	123.0
2	10:31:48.251	6:48.251	41 Ivan Riera Garcia		EFICAR TEAM	Volkswagen Golf GTI	1:52.253	123.4





Circuito de Madrid Jarama-RACE 3.850 m.

## Circuito de Madrid Jarama - RACE

### GTI Trophy

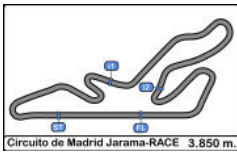
### ENTRENAMIENTO PRIVADO

### Mejor Máxima Velocidad del Evento



Nº	Piloto	Cat	Clas	Concursante	Vehiculo	Km/h	Sesión
41	Ivan Riera Garcia			EFICAR TEAM	Volkswagen Golf GTI	206.8	ENTRENAMIENTO PRIVADO
96	Luis Alvarez Martinez-Forgue			PROMOCOPA	Volkswagen Golf GTI	206.5	ENTRENAMIENTO PRIVADO
3	Alex Royo Aguadero			ESCUADERIA CERRO NEGRO	Volkswagen Golf GTI	204.1	ENTRENAMIENTO PRIVADO
60	Julian Mazuecos Fernandez			CIUDAD DE GETAFE	Volkswagen Golf GTI	200.7	ENTRENAMIENTO PRIVADO
90	Alejandro Martinez Rodriguez			ALEJANDRO MARTINEZ RODRIGUEZ	Volkswagen Golf GTI	200.0	ENTRENAMIENTO PRIVADO
19	Fernando Navarrete Rodrigo			PROMOCOPA	Volkswagen Golf GTI	198.8	ENTRENAMIENTO PRIVADO
45	Alfredo De Castro Becerra			DRIVEX	Volkswagen Golf GTI	197.4	ENTRENAMIENTO PRIVADO
10	Miguel Vilacieros Sundmacher			EQUIPO GALLEGO RACING	Volkswagen Golf GTI	195.6	ENTRENAMIENTO PRIVADO
64	Fernando Pedrera Martinez			PROMOCOPA	Volkswagen Golf GTI	192.8	ENTRENAMIENTO PRIVADO
88	Tomas Moreno Garcia			PROMOCOPA	Volkswagen Golf GTI	180.6	ENTRENAMIENTO PRIVADO
28	Arcadio Treviño Chamorro			RX PRO RACING	Volkswagen Golf GTI	160.0	ENTRENAMIENTO PRIVADO
61	Antonio Contreras Conde			ANTONIO CONTRERAS	Volkswagen Golf GTI	129.1	ENTRENAMIENTO PRIVADO
77	Agustin Arce Pi			VSR MOTORSPORT	Volkswagen Golf GTI	79.7	ENTRENAMIENTO PRIVADO





# Circuito de Madrid Jarama - RACE

## GTI Trophy

### ENTRENAMIENTO PRIVADO

#### Tiempos Parada en Pit



10 Miguel Villacieros Sundmacher Volkswagen Golf GTI

EQUIPO GALLEGO RACING

Nº	Hora Día Entrada	Tiempo Entrada	Tiempo Salida	Tiempo Box	T. Box Total
1	10:35:53.716	10:35:53.716	10:41:41.282	5:47.566	5:47.566

19 Fernando Navarrete Rodrigo Volkswagen Golf GTI

PROMOCOPA

Nº	Hora Día Entrada	Tiempo Entrada	Tiempo Salida	Tiempo Box	T. Box Total
1	10:34:36.605	10:34:36.605	10:36:58.316	2:21.711	2:21.711

28 Arcadio Treviño Chamorro Volkswagen Golf GTI

RX PRO RACING

Nº	Hora Día Entrada	Tiempo Entrada	Tiempo Salida	Tiempo Box	T. Box Total
1	10:31:42.757	10:31:42.757	10:34:29.984	2:47.227	2:47.227
2	10:39:07.619	10:39:07.619	10:44:26.173	5:18.554	8:05.781

45 Alfredo De Castro Becerra Volkswagen Golf GTI

DRIVEX

Nº	Hora Día Entrada	Tiempo Entrada	Tiempo Salida	Tiempo Box	T. Box Total
1	10:36:18.730	10:36:18.730	10:38:22.029	2:03.299	2:03.299

60 Julian Mazuecos Fernandez Volkswagen Golf GTI

CIUDAD DE GETAFE

Nº	Hora Día Entrada	Tiempo Entrada	Tiempo Salida	Tiempo Box	T. Box Total
1	10:34:10.911	10:34:10.911	10:36:05.721	1:54.810	1:54.810

64 Fernando Pedrera Martinez Volkswagen Golf GTI

PROMOCOPA

Nº	Hora Día Entrada	Tiempo Entrada	Tiempo Salida	Tiempo Box	T. Box Total
1	10:36:49.799	10:36:49.799	10:39:50.897	3:01.098	3:01.098

88 Tomas Moreno Garcia Volkswagen Golf GTI

PROMOCOPA

Nº	Hora Día Entrada	Tiempo Entrada	Tiempo Salida	Tiempo Box	T. Box Total
1	10:40:41.437	10:40:41.437	10:42:26.550	1:45.113	1:45.113

90 Alejandro Martinez Rodriguez Volkswagen Golf GTI

ALEJANDRO MARTINEZ RODR

Nº	Hora Día Entrada	Tiempo Entrada	Tiempo Salida	Tiempo Box	T. Box Total
1	10:34:05.484	10:34:05.484	10:35:27.529	1:22.045	1:22.045

96 Luis Alvarez Martinez-Forgue Volkswagen Golf GTI

PROMOCOPA

Nº	Hora Día Entrada	Tiempo Entrada	Tiempo Salida	Tiempo Box	T. Box Total
1	10:34:12.112	10:34:12.112	10:35:06.757	54.645	54.645
2	10:39:08.684	10:39:08.684	10:41:24.715	2:16.031	3:10.676

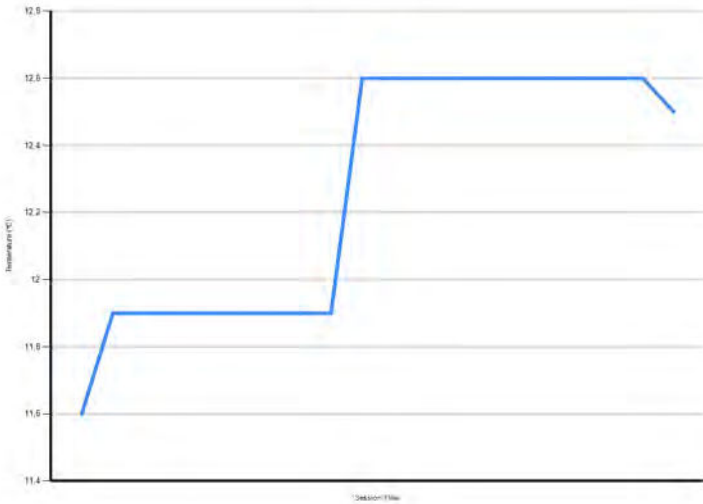




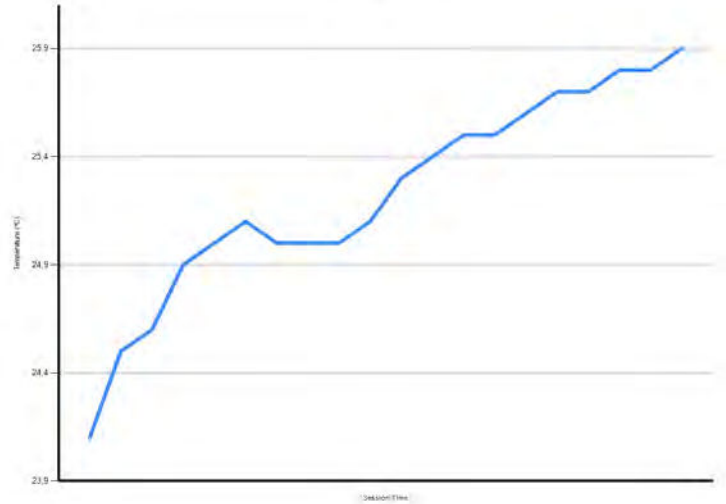
**Circuito de Madrid Jarama - RACE**  
**GTI Trophy**  
**ENTRENAMIENTO PRIVADO**  
**Informe Meteorológico**



Temperatura Aire




Temperatura Pista



Humedad



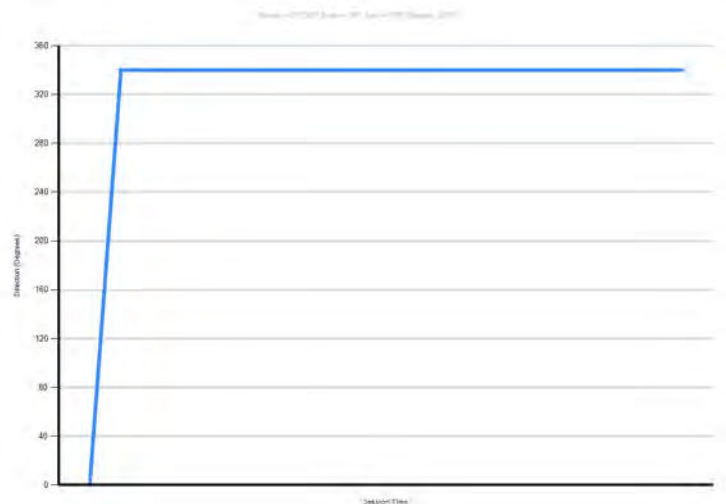
Presión

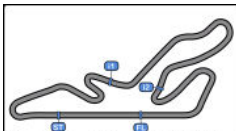


Velocidad Viento



Dirección Viento





# Circuito de Madrid Jarama - RACE

## GTI Trophy

### ENTRENAMIENTO PRIVADO

#### Resultados Finales



Circuito de Madrid Jarama-RACE 3.850 m.

Clas	Nº	Piloto	Cat	Clas	Concursante	Vehiculo	Vtas.	Mejor	Tiempo	Dif 1º	Interval	Km/h
1	41	Ivan Riera Garcia			EFICAR TEAM	Volkswagen Golf GTI	3	2	1:52.253			123.4
2	19	Fernando Navarrete Rodrigo			PROMOCOPA	Volkswagen Golf GTI	7	3	1:52.264	0.011	0.011	123.4
3	96	Luis Alvarez Martinez-Forgue			PROMOCOPA	Volkswagen Golf GTI	7	3	1:52.593	0.340	0.329	123.0
4	60	Julian Mazuecos Fernandez			CIUDAD DE GETAFE	Volkswagen Golf GTI	10	3	1:53.596	1.343	1.003	122.0
5	10	Miguel Vilacinos Sundmacher			EQUIPO GALLEGO RACING	Volkswagen Golf GTI	8	3	1:53.914	1.661	0.318	121.6
6	3	Alex Royo Aguadero			ESCUDERIA CERRO NEGRO	Volkswagen Golf GTI	8	7	1:54.277	2.024	0.363	121.2
7	45	Alfredo De Castro Becerra			DRIVEX	Volkswagen Golf GTI	10	8	1:55.729	3.476	1.452	119.7
8	90	Alejandro Martinez Rodriguez			ALEJANDRO MARTINEZ RODRIGUEZ	Volkswagen Golf GTI	8	4	1:56.702	4.449	0.973	118.7
9	64	Fernando Pedrera Martinez			PROMOCOPA	Volkswagen Golf GTI	9	3	1:59.915	7.662	3.213	115.5
10	88	Tomas Moreno Garcia			PROMOCOPA	Volkswagen Golf GTI	8	7	1:59.967	7.714	0.052	115.5
11	28	Arcadio Treviño Chamorro			RX PRO RACING	Volkswagen Golf GTI	5	4	2:25.712	33.459	25.745	95.1
12	61	Antonio Contreras Conde			ANTONIO CONTRERAS	Volkswagen Golf GTI	3	3	2:39.498	47.245	13.786	86.8
13	77	Agustin Arce Pi			VSR MOTORSPORT	Volkswagen Golf GTI	1	1	10:37:51.785	10:35:59.	10:35:12.	00.0

Publicado a las:.....

Temp Pista: 25.9 °C Temp Aire: 12.5 °C Humedad: 57 % Estado Pista: SECA

#### Comisarios Deportivos:

Yolanda González

Sonia Roda

Ana B. García

CD-00507-ESP/M

CD-00490-ESP/M

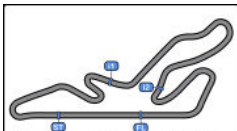
CD-01724-ESP/M

#### Cronometrador:

María-Jesús Gamazo

JCR-00499-ESP/M





Circuito de Madrid Jarama-RACE 3.650 m.

# Circuito de Madrid Jarama - RACE

## GTI Trophy

### CRONOMETRADOS 1

#### Resultados Provisionales



Clas	Nº	Piloto	Cat	Clas	Concursante	Vehiculo	Vtas.	Mejor	Tiempo	Dif 1º	Interval	Km/h
1	19	Fernando Navarrete Rodrigo			PROMOCOPA	Volkswagen Golf GTI	8	7	1:51.834			123.9
2	41	Ivan Riera Garcia			EFICAR TEAM	Volkswagen Golf GTI	8	7	1:52.181	0.347	0.347	123.5
3	10	Miguel Vilacieros Sundmacher			EQUIPO GALLEGO RACING	Volkswagen Golf GTI	7	6	1:52.306	0.472	0.125	123.4
4	3	Alex Royo Aguadero			ESCUDERIA CERRO NEGRO	Volkswagen Golf GTI	9	3	1:53.272	1.438	0.966	122.3
5	60	Julian Mazuecos Fernandez			CIUDAD DE GETAFE	Volkswagen Golf GTI	8	7	1:53.357	1.523	0.085	122.2
6	90	Alejandro Martínez Rodríguez			ALEJANDRO MARTINEZ RODRIGUEZ	Volkswagen Golf GTI	7	7	1:53.905	2.071	0.548	121.6
7	45	Alfredo De Castro Becerra			DRIVEX	Volkswagen Golf GTI	8	3	1:54.223	2.389	0.318	121.3
8	96	Luis Alvarez Martinez-Forgue			PROMOCOPA	Volkswagen Golf GTI	8	3	1:54.362	2.528	0.139	121.1
9	64	Fernando Pedrera Martinez			PROMOCOPA	Volkswagen Golf GTI	4	3	1:59.549	7.715	5.187	115.9
10	61	Antonio Contreras Conde			ANTONIO CONTRERAS	Volkswagen Golf GTI	6	2	2:19.241	27.407	19.692	99.5
11	88	Tomas Moreno Garcia			PROMOCOPA	Volkswagen Golf GTI	2	2	6:56.490	5:04.656	4:37.249	33.2

Publicado a las:.....

Temp Pista: 28.3 °C Temp Aire: 14.0 °C Humedad: 51 % Estado Pista: SECA

#### Director Carrera:

José F. Vélez

DC-00725-ESP/M

#### Cronometrador:

María-Jesús Gamazo

JCR-00499-ESP/M





# Circuito de Madrid Jarama - RACE

## GTI Trophy

### CRONOMETRADOS 1



#### Resultados Provisionales por Categoría

Clas	Nº	Piloto	Cat	Clas	Concursante	Vehiculo	Vtas.	Mejor	Tiempo	Dif 1º	Interval	Km/h
1	19	Fernando Navarrete Rodrigo			PROMOCOPA	Volkswagen Golf GTI	8	7	1:51.834			123.9
2	41	Ivan Riera Garcia			EFICAR TEAM	Volkswagen Golf GTI	8	7	1:52.181	0.347	0.347	123.5
3	10	Miguel Villaceros Sundmacher			EQUIPO GALLEGO RACING	Volkswagen Golf GTI	7	6	1:52.306	0.472	0.125	123.4
4	3	Alex Royo Aguadero			ESCUDERIA CERRO NEGRO	Volkswagen Golf GTI	9	3	1:53.272	1.438	0.966	122.3
5	60	Julian Mazuecos Fernandez			CIUDAD DE GETAFE	Volkswagen Golf GTI	8	7	1:53.357	1.523	0.085	122.2
6	90	Alejandro Martínez Rodríguez			ALEJANDRO MARTINEZ RODRIGUEZ	Volkswagen Golf GTI	7	7	1:53.905	2.071	0.548	121.6
7	45	Alfredo De Castro Becerra			DRIVEX	Volkswagen Golf GTI	8	3	1:54.223	2.389	0.318	121.3
8	96	Luis Alvarez Martínez-Forgue			PROMOCOPA	Volkswagen Golf GTI	8	3	1:54.362	2.528	0.139	121.1
9	64	Fernando Pedrera Martínez			PROMOCOPA	Volkswagen Golf GTI	4	3	1:59.549	7.715	5.187	115.9
10	61	Antonio Contreras Conde			ANTONIO CONTRERAS	Volkswagen Golf GTI	6	2	2:19.241	27.407	19.692	99.5
11	88	Tomas Moreno Garcia			PROMOCOPA	Volkswagen Golf GTI	2	2	6:56.490	5:04.656	4:37.249	33.2

Publicado a las:.....

Temp Pista: 28.3 °C Temp Aire: 14.0 °C Humedad: 51 % Estado Pista: SECA

#### Director Carrera:

José F. Vélez

DC-00725-ESP/M

#### Cronometrador:

María-Jesús Gamazo

JCR-00499-ESP/M





# Circuito de Madrid Jarama - RACE

## GTI Trophy

### CRONOMETRADOS 1

#### Tiempos Por Vuelta



**3** Alex Royo Aguadero Volkswagen Golf GTI **45** Alfredo De Castro Becerra Volkswagen Golf GTI  
 ESCUDERIA CERRO NEGRO DRIVEX

Vta	D	Tiempo	Sector 1	Sector 2	Sector 3	T. Spd	Elapsed	Vta	D	Tiempo	Sector 1	Sector 2	Sector 3	T. Spd	Elapsed
1		12:00:30.889	11:59:15.439	42.037	33.413	83.5	12:00:30.889	1		12:00:56.831	11:59:37.909	44.082	34.840	86.0	12:00:56.831
2		1:54.961	44.540	38.447	31.974	194.9	12:02:25.850	2		2:08.452	50.788	45.347	32.317	146.9	12:03:05.283
3		<b>1:53.272</b>	<b>43.600</b>	<b>37.891</b>	<b>31.781</b>	205.3	12:04:19.122	3		<b>1:54.223</b>	44.199	<b>37.941</b>	32.083	186.8	12:04:59.506
4		1:54.584	43.837	38.574	32.173	204.5	12:06:13.706	4		1:54.852	44.336	38.500	<b>32.016</b>	190.1	12:06:54.358
5		2:02.852	44.061	44.913	33.878	205.7	12:08:16.558	5		1:55.579	44.501	38.536	32.542	181.2	12:08:49.937
6		1:54.568	43.790	38.027	32.751	204.9	12:10:11.126	6		2:21.364	56.319	50.386	34.659	168.4	12:11:11.301
7		2:02.508	44.603	44.957	32.948	202.2	12:12:13.634	7		1:54.487	<b>43.993</b>	38.137	32.357	194.5	12:13:05.788
8		1:54.065	43.754	38.292	32.019	204.9	12:14:07.699	8		2:02.365 P	44.359	38.546	39.460	192.8	12:15:08.153
9		2:26.852 P	56.394	46.225	44.233	152.1	12:16:34.551								

**10** Miguel Villaceros Volkswagen Golf GTI **60** Julian Mazuecos Volkswagen Golf GTI  
 Sundmacher Fernandez CIUDAD DE GETAFE  
 EQUIPO GALLEGO RACING

Vta	D	Tiempo	Sector 1	Sector 2	Sector 3	T. Spd	Elapsed	Vta	D	Tiempo	Sector 1	Sector 2	Sector 3	T. Spd	Elapsed
1		12:00:52.967	11:59:31.194	47.376	34.397	81.5	12:00:52.967	1		12:00:53.177 P	11:59:31.627	41.637	39.913	86.0	12:00:53.177
2		1:57.041	46.194	38.917	31.930	184.3	12:02:50.008	2		3:19.344	1:41.743	1:02.773	34.828	102.4	12:04:12.521
3		1:52.862	43.625	37.811	31.426	194.5	12:04:42.870	3		1:54.200	<b>43.585</b>	38.626	31.989	199.6	12:06:06.721
4		1:52.417	<b>43.355</b>	37.471	31.591	195.2	12:06:35.287	4		1:53.486	43.837	<b>37.701</b>	31.948	201.4	12:08:00.207
5		1:53.099	43.798	37.899	31.402	194.2	12:08:28.386	5		1:53.743	43.807	37.837	32.099	203.3	12:09:53.950
6		<b>1:52.306</b>	43.522	<b>37.408</b>	<b>31.376</b>	192.5	12:10:20.692	6		2:21.557	49.558	54.607	37.392	198.1	12:12:15.507
7		2:11.819 P	47.889	41.773	42.157	150.0	12:12:32.511	7		<b>1:53.357</b>	43.668	37.751	<b>31.938</b>	201.8	12:14:08.864
8								8		2:28.977 P	56.448	46.653	45.876	137.4	12:16:37.841

**19** Fernando Navarrete Volkswagen Golf GTI **61** Antonio Contreras Conde Volkswagen Golf GTI  
 Rodrigo PROMOCOPA ANTONIO CONTRERAS CONDE

Vta	D	Tiempo	Sector 1	Sector 2	Sector 3	T. Spd	Elapsed	Vta	D	Tiempo	Sector 1	Sector 2	Sector 3	T. Spd	Elapsed
1		12:00:52.821	11:59:27.451	47.906	37.464	70.2	12:00:52.821	1		12:01:36.578	12:00:12.417	<b>46.307</b>	37.854	77.1	12:01:36.578
2		2:08.257	51.985	44.111	32.161	131.3	12:03:01.078	2		<b>2:19.241</b>	52.705	47.422	39.114	140.9	12:03:55.819
3		1:52.240	43.442	37.202	31.596	205.7	12:04:53.318	3		2:32.410 P	52.663	54.555	45.192	141.7	12:06:28.229
4		1:52.075	43.449		2:23.671	209.3	12:06:45.393	4		3:43.421	2:17.913	48.219	<b>37.289</b>	73.6	12:10:11.650
5		2:11.695 P	47.112	42.353	42.230	173.9	12:08:57.088	5		4:39.062	3:11.092	50.333	37.637	147.5	12:14:50.712
6		3:23.936	1:44.582	52.303	47.051	75.5	12:12:21.024	6		2:40.529 P	59.700	49.563	51.266	130.4	12:17:31.241
7		<b>1:51.834</b>	<b>43.419</b>	<b>37.093</b>	<b>31.322</b>	207.6	12:14:12.858								
8		2:26.809 P	53.959		2:58.131	160.2	12:16:39.667								

**41** Ivan Riera Garcia Volkswagen Golf GTI **64** Fernando Pedrera Martinez Volkswagen Golf GTI  
 EFICAR TEAM PROMOCOPA

Vta	D	Tiempo	Sector 1	Sector 2	Sector 3	T. Spd	Elapsed	Vta	D	Tiempo	Sector 1	Sector 2	Sector 3	T. Spd	Elapsed
1		12:00:26.779	11:59:10.071	43.480	33.228	90.1	12:00:26.779	1		12:02:21.973 P	12:00:46.829	49.379	45.765	65.3	12:02:21.973
2		1:52.533	43.738	37.404	<b>31.391</b>	208.0	12:02:19.312	2		6:34.483	5:22.103	<b>39.209</b>	33.171	75.0	12:08:56.456
3		1:52.396	<b>43.063</b>	37.522	31.811	208.8	12:04:11.708	3		<b>1:59.549</b>	47.815	39.327	<b>32.407</b>	205.3	12:10:56.005
4		2:06.583	43.423	46.074	37.086	205.7	12:06:18.291	4		2:11.189 P	<b>44.561</b>	39.743	46.885	206.8	12:13:07.194
5		2:12.181 P	47.211	43.221	41.749	208.8	12:08:30.472								
6		3:13.938	1:56.299	45.403	32.236	94.8	12:11:44.410								
7		<b>1:52.181</b>	43.132	<b>37.403</b>	31.646	207.6	12:13:36.591								
8		2:25.334 P	53.718	45.757	45.859	144.3	12:16:01.925								

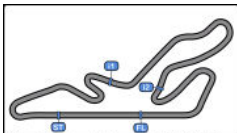
**88** Tomas Moreno Garcia Volkswagen Golf GTI  
 PROMOCOPA

Vta	D	Tiempo	Sector 1	Sector 2	Sector 3	T. Spd	Elapsed	Vta	D	Tiempo	Sector 1	Sector 2	Sector 3	T. Spd	Elapsed
1		12:01:14.290 P	11:59:38.726	49.504	46.060	61.3	12:01:14.290	1		12:01:14.290 P	11:59:38.726	49.504	46.060	61.3	12:01:14.290
2		<b>6:56.490</b>	<b>5:35.182</b>	<b>41.999</b>	<b>39.309</b>	95.6	12:08:10.780	2		<b>6:56.490</b>	<b>5:35.182</b>	<b>41.999</b>	<b>39.309</b>	95.6	12:08:10.780

**90** Alejandro Martinez Volkswagen Golf GTI  
 Rodriguez ALEJANDRO MARTINEZ

Vta	D	Tiempo	Sector 1	Sector 2	Sector 3	T. Spd	Elapsed
1		12:00:32.609	11:59:17.382	41.642	33.585	92.3	12:00:32.609
2		1:54.563	44.492	38.020	<b>32.051</b>	188.4	12:02:27.172
3		1:54.232	44.224	<b>37.754</b>	32.254	206.5	12:04:21.404
4		2:14.528 P	48.064	41.768	44.696	200.7	12:06:35.932
5		3:08.341	1:55.162	40.722	32.457	97.3	12:09:44.273
6		1:54.894	43.930	38.296	32.668	193.2	12:11:39.167
7		<b>1:53.905</b>	<b>43.890</b>	37.885	32.130	203.0	12:13:33.072





Circuito de Madrid Jarama-RACE 3.850 m.

# Circuito de Madrid Jarama - RACE

## GTI Trophy

### CRONOMETRADOS 1

#### Tiempos Por Vuelta



96

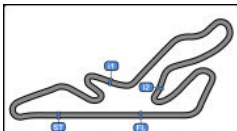
Luis Alvarez Martinez-  
Forgue

Volkswagen Golf GTI

PROMOCOPIA

Vta	D	Tiempo	Sector 1	Sector 2	Sector 3	T. Spd	Elapsed
1		12:00:22.686	11:59:07.507	42.874	32.305	93.5	12:00:22.686
2		1:54.490	44.377	38.269	31.844	201.8	12:02:17.176
3		1:54.362	44.082	38.057	32.223	205.7	12:04:11.538
4		2:08.147	51.109	41.901	35.137	142.8	12:06:19.685
5		1:55.613	44.562	38.396	32.655	206.1	12:08:15.298
6		1:59.087	44.500		2:31.742	207.6	12:10:14.385
7		1:58.215	44.308	38.655	35.252	206.8	12:12:12.600
8		2:04.168 P	44.518	41.434	38.216	206.5	12:14:16.768





# Circuito de Madrid Jarama - RACE

## GTI Trophy

### CRONOMETRADOS 1

#### Mejores Sectores



Circuito de Madrid Jarama-RACE 3.850 m.

Sector - 1				Sector - 2				Sector - 3				Vta. Ideal vs Mejor Vta.				
Clas	Nº	Piloto	Tiempo	Nº	Piloto	Tiempo	Nº	Piloto	Tiempo	Clas	Nº	Piloto	Vta. Ideal	Mejor Vta.	Clas	
1	41	Ivan Riera Garcia	43.063	19	Fernando Navarrete Rodrigo	37.093	19	Fernando Navarrete Rodrigo	31.322	1	19	Fernando Navarrete Rodrigo	1:51.834	1:51.834	1	
2	10	Miguel Villaceros Sundmacher	43.355	41	Ivan Riera Garcia	37.403	10	Miguel Villaceros Sundmacher	31.376	2	41	Ivan Riera Garcia	1:51.857	1:52.181	2	
3	19	Fernando Navarrete Rodrigo	43.419	10	Miguel Villaceros Sundmacher	37.408	41	Ivan Riera Garcia	31.391	3	10	Miguel Villaceros Sundmacher	1:52.139	1:52.306	3	
4	60	Julian Mazuecos Fernandez	43.585	60	Julian Mazuecos Fernandez	37.701	3	Alex Royo Aguadero	31.781	4	60	Julian Mazuecos Fernandez	1:53.224	1:53.357	5	
5	3	Alex Royo Aguadero	43.600	90	Alejandro Martinez Rodriguez	37.754	96	Luis Alvarez Martinez-Forgue	31.844	5	3	Alex Royo Aguadero	1:53.272	1:53.272	4	
6	90	Alejandro Martinez Rodriguez	43.890	3	Alex Royo Aguadero	37.891	60	Julian Mazuecos Fernandez	31.938	6	90	Alejandro Martinez Rodriguez	1:53.695	1:53.905	6	
7	45	Alfredo De Castro Becerra	43.993	45	Alfredo De Castro Becerra	37.941	45	Alfredo De Castro Becerra	32.016	7	45	Alfredo De Castro Becerra	1:53.950	1:54.223	7	
8	96	Luis Alvarez Martinez-Forgue	44.082	96	Luis Alvarez Martinez-Forgue	38.057	90	Alejandro Martinez Rodriguez	32.051	8	96	Luis Alvarez Martinez-Forgue	1:53.983	1:54.362	8	
9	64	Fernando Pedrera Martinez	44.561	64	Fernando Pedrera Martinez	39.209	64	Fernando Pedrera Martinez	32.407	9	64	Fernando Pedrera Martinez	1:56.177	1:59.549	9	
10	61	Antonio Contreras Conde	51.895	88	Tomas Moreno Garcia	41.999	61	Antonio Contreras Conde	37.289	10	61	Antonio Contreras Conde	2:15.491	2:19.241	10	
11	88	Tomas Moreno Garcia	5:35.182	61	Antonio Contreras Conde	46.307	88	Tomas Moreno Garcia	39.309	11	88	Tomas Moreno Garcia	6:56.490	6:56.490	11	





# Circuito de Madrid Jarama - RACE

## GTI Trophy

### CRONOMETRADOS 1

#### 5 Mejores Tiempos



Circuito de Madrid Jarama-RACE 3.850 m.

Cls	Nº	Piloto	Cat	Cls	Concursante	Vehiculo	Mejor 1		Mejor 2		Mejor 3		Mejor 4		Mejor 5	
							Tiempo	Vta	Tiempo	Vta	Tiempo	Vta	Tiempo	Vta	Tiempo	Vta
1	19	Fernando Navarrete Rodrigo			PROMOCOPA	Volkswagen Golf GTI	1:51.834	7	1:52.075	4	1:52.240	3	2:08.257	2	2:11.695	5
2	41	Ivan Riera Garcia			EFICAR TEAM	Volkswagen Golf GTI	1:52.181	7	1:52.396	3	1:52.533	2	2:06.583	4	2:12.181	5
3	10	Miguel Villaceros Sundmacher			EQUIPO GALLEGO	Volkswagen Golf GTI	1:52.306	6	1:52.417	4	1:52.862	3	1:53.099	5	1:57.041	2
4	3	Alex Royo Aguadero			ESCUDERIA CERRO	Volkswagen Golf GTI	1:53.272	3	1:54.065	8	1:54.568	6	1:54.584	4	1:54.961	2
5	60	Julian Mazuecos Fernandez			CIUDAD DE GETAFE	Volkswagen Golf GTI	1:53.357	7	1:53.486	4	1:53.743	5	1:54.200	3	2:21.557	6
6	90	Alejandro Martinez Rodriguez			ALEJANDRO MARTINEZ	Volkswagen Golf GTI	1:53.905	7	1:54.232	3	1:54.563	2	1:54.894	6	2:14.528	4
7	45	Alfredo De Castro Becerra			DRIVEX	Volkswagen Golf GTI	1:54.223	3	1:54.487	7	1:54.852	4	1:55.579	5	2:02.365	8
8	96	Luis Alvarez Martinez-Forgue			PROMOCOPA	Volkswagen Golf GTI	1:54.362	3	1:54.490	2	1:55.613	5	1:58.215	7	1:59.087	6
9	64	Fernando Pedrera Martinez			PROMOCOPA	Volkswagen Golf GTI	1:59.549	3	2:11.189	4	6:34.483	2				
10	61	Antonio Contreras Conde			ANTONIO CONTRERAS	Volkswagen Golf GTI	2:19.241	2	2:32.410	3	2:40.529	6	3:43.421	4	4:39.062	5
11	88	Tomas Moreno Garcia			PROMOCOPA	Volkswagen Golf GTI	6:56.490	2								





# Circuito de Madrid Jarama - RACE

## GTI Trophy

### CRONOMETRADOS 1

#### 5 Mejores Velocidades



Circuito de Madrid Jarama-RACE 3.850 m.

Clas	Nº	Piloto	Cat	Cls	Concursante	Vehiculo	Top 1		Top 2		Top 3		Top 4		Top 5		Avg
							Km/h	Vta	Km/h	Vta	Km/h	Vta	Km/h	Vta	Km/h	Vta	
1	19	Fernando Navarrete Rodrigo			PROMOCOPA	Volkswagen Golf GTI	209.3	4	207.6	7	205.7	3	173.9	5	160.2	8	191.3
2	41	Ivan Riera Garcia			EFICAR TEAM	Volkswagen Golf GTI	208.8	3	208.8	5	208.0	2	207.6	7	205.7	4	207.8
3	96	Luis Alvarez Martinez-Forgue			PROMOCOPA	Volkswagen Golf GTI	207.6	6	206.8	7	206.5	8	206.1	5	205.7	3	206.5
4	64	Fernando Pedrera Martinez			PROMOCOPA	Volkswagen Golf GTI	206.8	4	205.3	3	75.0	2	65.3	1			138.1
5	90	Alejandro Martinez Rodriguez			ALEJANDRO MARTINEZ RODRIGUEZ	Volkswagen Golf GTI	206.5	3	203.0	7	200.7	4	193.2	6	188.4	2	198.3
6	3	Alex Royo Aguadero			ESCUDERIA CERRO NEGRO	Volkswagen Golf GTI	205.7	5	205.3	3	204.9	6	204.9	8	204.5	4	205.0
7	60	Julian Mazuecos Fernandez			CIUDAD DE GETAFE	Volkswagen Golf GTI	203.3	5	201.8	7	201.4	4	199.6	3	198.1	6	200.9
8	10	Miguel Villacieros Sundmacher			EQUIPO GALLEGO RACING	Volkswagen Golf GTI	195.2	4	194.5	3	194.2	5	192.5	6	184.3	2	192.1
9	45	Alfredo De Castro Becerra			DRIVEX	Volkswagen Golf GTI	194.5	7	192.8	8	190.1	4	186.8	3	181.2	5	189.1
10	61	Antonio Contreras Conde			ANTONIO CONTRERAS CONDE	Volkswagen Golf GTI	147.5	5	142.2	5	141.7	3	140.9	2	130.4	6	140.5
11	88	Tomas Moreno Garcia			PROMOCOPA	Volkswagen Golf GTI	95.6	2	61.3	1							78.5





Circuito de Madrid Jarama - RACE

GTI Trophy

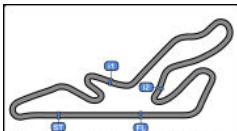
CRONOMETRADOS 1

Secuencia Vueltas Rápidas



Vta	Hora Día	Tiempo Sesión	Nº Piloto	Cat	Concursante	Vehiculo	Tiempo	Km/h
2	12:02:17.176	4:17.176	96 Luis Alvarez Martinez-Forgue		PROMOCOPA	Volkswagen Golf GTI	1:54.490	121.0
2	12:02:19.312	4:19.312	41 Ivan Riera Garcia		EFICAR TEAM	Volkswagen Golf GTI	1:52.533	123.1
3	12:04:11.708	6:11.708	41 Ivan Riera Garcia		EFICAR TEAM	Volkswagen Golf GTI	1:52.396	123.3
3	12:04:53.318	6:53.318	19 Fernando Navarrete Rodrigo		PROMOCOPA	Volkswagen Golf GTI	1:52.240	123.4
4	12:06:45.393	8:45.393	19 Fernando Navarrete Rodrigo		PROMOCOPA	Volkswagen Golf GTI	1:52.075	123.6
7	12:14:12.858	16:12.858	19 Fernando Navarrete Rodrigo		PROMOCOPA	Volkswagen Golf GTI	1:51.834	123.9





Circuito de Madrid Jarama-RACE 3.850 m.

## Circuito de Madrid Jarama - RACE

### GTI Trophy

### CRONOMETRADOS 1

### Mejor Máxima Velocidad del Evento



Nº	Piloto	Cat	Clas	Concursante	Vehiculo	Km/h	Sesión
19	Fernando Navarrete Rodrigo			PROMOCOPA	Volkswagen Golf GTI	209.3	CRONOMETRADOS 1
41	Ivan Riera Garcia			EFICAR TEAM	Volkswagen Golf GTI	208.8	CRONOMETRADOS 1
96	Luis Alvarez Martínez-Forgue			PROMOCOPA	Volkswagen Golf GTI	207.6	CRONOMETRADOS 1
64	Fernando Pedrera Martínez			PROMOCOPA	Volkswagen Golf GTI	206.8	CRONOMETRADOS 1
90	Alejandro Martínez Rodríguez			ALEJANDRO MARTINEZ RODRIGUEZ	Volkswagen Golf GTI	206.5	CRONOMETRADOS 1
3	Alex Royo Aguadero			ESCUADERIA CERRO NEGRO	Volkswagen Golf GTI	205.7	CRONOMETRADOS 1
60	Julian Mazuecos Fernandez			CIUDAD DE GETAFE	Volkswagen Golf GTI	203.3	CRONOMETRADOS 1
45	Alfredo De Castro Becerra			DRIVEX	Volkswagen Golf GTI	197.4	ENTRENAMIENTO PRIVADO
10	Miguel Vilacieros Sundmacher			EQUIPO GALLEGO RACING	Volkswagen Golf GTI	195.6	ENTRENAMIENTO PRIVADO
88	Tomas Moreno Garcia			PROMOCOPA	Volkswagen Golf GTI	180.6	ENTRENAMIENTO PRIVADO
28	Arcadio Treviño Chamorro			RX PRO RACING	Volkswagen Golf GTI	160.0	ENTRENAMIENTO PRIVADO
61	Antonio Contreras Conde			ANTONIO CONTRERAS	Volkswagen Golf GTI	147.5	CRONOMETRADOS 1
77	Agustin Arce Pi			VSR MOTORSPORT	Volkswagen Golf GTI	79.7	ENTRENAMIENTO PRIVADO





# Circuito de Madrid Jarama - RACE

## GTI Trophy

### CRONOMETRADOS 1

#### Tiempos Parada en Pit



19 Fernando Navarrete Rodrigo Volkswagen Golf GTI

PROMOCOPA

Nº	Hora Día Entrada	Tiempo Entrada	Tiempo Salida	Tiempo Box	T. Box Total
1	12:08:53.702	12:08:53.702	12:09:49.709	56.007	56.007

41 Ivan Riera Garcia Volkswagen Golf GTI

EFICAR TEAM

Nº	Hora Día Entrada	Tiempo Entrada	Tiempo Salida	Tiempo Box	T. Box Total
1	12:08:26.778	12:08:26.778	12:09:43.494	1:16.716	1:16.716

60 Julian Mazuecos Fernandez Volkswagen Golf GTI

CIUDAD DE GETAFE

Nº	Hora Día Entrada	Tiempo Entrada	Tiempo Salida	Tiempo Box	T. Box Total
1	12:00:49.253	12:00:49.253	12:01:54.353	1:05.100	1:05.100

64 Fernando Pedrera Martinez Volkswagen Golf GTI

PROMOCOPA

Nº	Hora Día Entrada	Tiempo Entrada	Tiempo Salida	Tiempo Box	T. Box Total
1	12:02:18.005	12:02:18.005	12:06:59.685	4:41.680	4:41.680

88 Tomas Moreno Garcia Volkswagen Golf GTI

PROMOCOPA

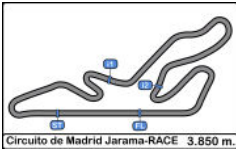
Nº	Hora Día Entrada	Tiempo Entrada	Tiempo Salida	Tiempo Box	T. Box Total
1	12:01:11.623	12:01:11.623	12:06:05.937	4:54.314	4:54.314

90 Alejandro Martinez Rodriguez Volkswagen Golf GTI

ALEJANDRO MARTINEZ RODR

Nº	Hora Día Entrada	Tiempo Entrada	Tiempo Salida	Tiempo Box	T. Box Total
1	12:06:31.384	12:06:31.384	12:07:49.268	1:17.884	1:17.884

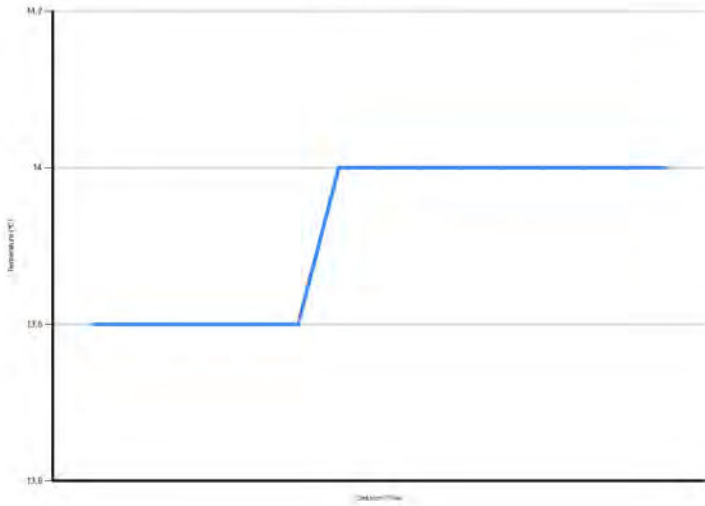




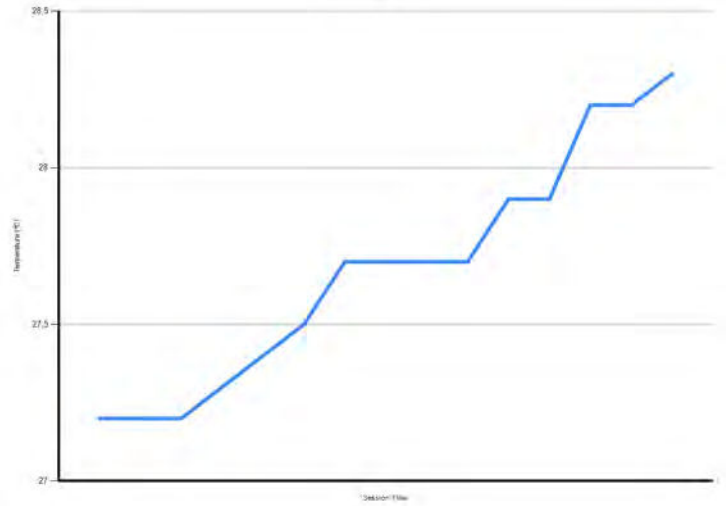
**Circuito de Madrid Jarama - RACE**  
**GTI Trophy**  
**CRONOMETRADOS 1**  
**Informe Meteorológico**



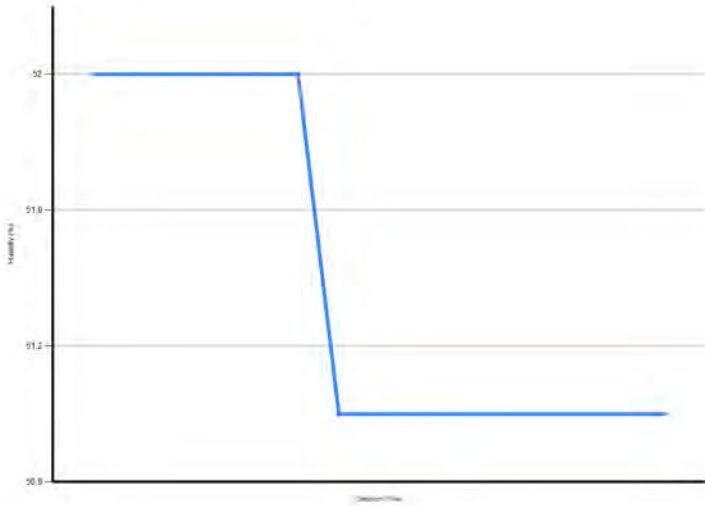
Temperatura Aire




Temperatura Pista




Humidad



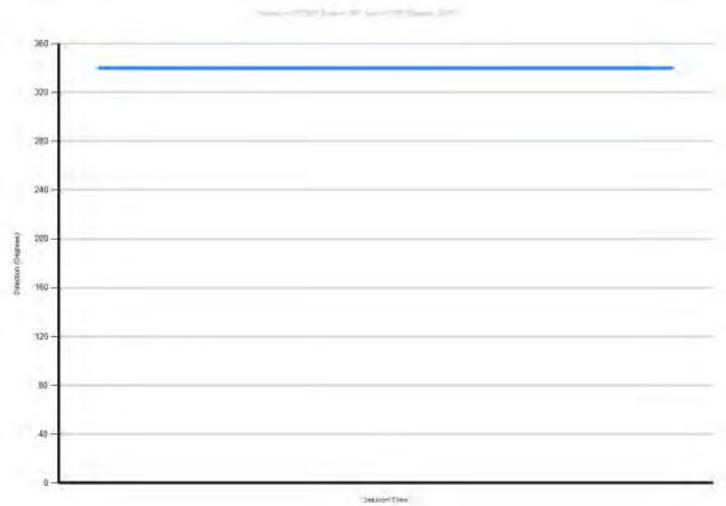
Presión



Velocidad Viento



Dirección Viento





# Circuito de Madrid Jarama - RACE

## GTI Trophy

### CRONOMETRADOS 1

#### Resultados Finales



Clas	Nº	Piloto	Cat	Clas	Concursante	Vehiculo	Vtas.	Mejor	Tiempo	Dif 1º	Interval	Km/h
1	19	Fernando Navarrete Rodrigo			PROMOCOPA	Volkswagen Golf GTI	8	7	1:51.834			123.9
2	41	Ivan Riera Garcia			EFICAR TEAM	Volkswagen Golf GTI	8	7	1:52.181	0.347	0.347	123.5
3	10	Miguel Vilacieros Sundmacher			EQUIPO GALLEGO RACING	Volkswagen Golf GTI	7	6	1:52.306	0.472	0.125	123.4
4	3	Alex Royo Aguadero			ESCUDERIA CERRO NEGRO	Volkswagen Golf GTI	9	3	1:53.272	1.438	0.966	122.3
5	60	Julian Mazuecos Fernandez			CIUDAD DE GETAFE	Volkswagen Golf GTI	8	7	1:53.357	1.523	0.085	122.2
6	90	Alejandro Martínez Rodríguez			ALEJANDRO MARTINEZ RODRIGUEZ	Volkswagen Golf GTI	7	7	1:53.905	2.071	0.548	121.6
7	45	Alfredo De Castro Becerra			DRIVEX	Volkswagen Golf GTI	8	3	1:54.223	2.389	0.318	121.3
8	96	Luis Alvarez Martinez-Forgue			PROMOCOPA	Volkswagen Golf GTI	8	3	1:54.362	2.528	0.139	121.1
9	64	Fernando Pedrera Martinez			PROMOCOPA	Volkswagen Golf GTI	4	3	1:59.549	7.715	5.187	115.9
10	61	Antonio Contreras Conde			ANTONIO CONTRERAS	Volkswagen Golf GTI	6	2	2:19.241	27.407	19.692	99.5
11	88	Tomas Moreno Garcia			PROMOCOPA	Volkswagen Golf GTI	2	2	6:56.490	5:04.656	4:37.249	33.2

Publicado a las:.....

Temp Pista: 28.3 °C Temp Aire: 14.0 °C Humedad: 51 % Estado Pista: SECA

#### Comisarios Deportivos:

Yolanda González

Sonia Roda

Ana B. García

CD-00507-ESP/M

CD-00490-ESP/M

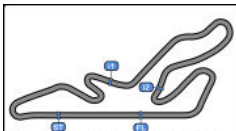
CD-01724-ESP/M

#### Cronometrador:

María-Jesús Gamazo

JCR-00499-ESP/M





Circuito de Madrid Jarama - RACE

GTI Trophy

CRONOMETRADOS 2

Resultados Provisionales



Circuito de Madrid Jarama-RACE 3.850 m.

Clas	Nº	Piloto	Cat	Clas	Concursante	Vehiculo	Vtas.	Mejor	Tiempo	Dif 1º	Interval	Km/h
1	41	Ivan Riera Garcia			EFICAR TEAM	Volkswagen Golf GTI	4	3	1:52.062			123.6
2	10	Miguel Vilacieros Sundmacher			EQUIPO GALLEGO RACING	Volkswagen Golf GTI	6	4	1:52.806	0.744	0.744	122.8
3	96	Luis Alvarez Martinez-Forgue			PROMOCOPA	Volkswagen Golf GTI	8	7	1:52.930	0.868	0.124	122.7
4	60	Julian Mazuecos Fernandez			CIUDAD DE GETAFE	Volkswagen Golf GTI	5	2	1:53.686	1.624	0.756	121.9
5	45	Alfredo De Castro Becerra			DRIVEX	Volkswagen Golf GTI	7	3	1:53.893	1.831	0.207	121.6
6	3	Alex Royo Aguadero			ESCUDERIA CERRO NEGRO	Volkswagen Golf GTI	8	3	1:54.344	2.282	0.451	121.2
7	28	Arcadio Treviño Chamorro			RX PRO RACING	Volkswagen Golf GTI	3	2	1:56.881	4.819	2.537	118.5
8	88	Tomas Moreno Garcia			PROMOCOPA	Volkswagen Golf GTI	3	2	2:02.482	10.420	5.601	113.1
9	61	Antonio Contreras Conde			ANTONIO CONTRERAS	Volkswagen Golf GTI	2	2	2:27.279	35.217	24.797	94.1
10	19	Fernando Navarrete Rodrigo			PROMOCOPA	Volkswagen Golf GTI	2	2	2:31.478	39.416	4.199	91.4

Publicado a las:.....

Temp Pista: 30.1 °C Temp Aire: 14.3 °C Humedad: 51 % Estado Pista: SECA

Director Carrera:

José F. Vélez

DC-00725-ESP/M

Cronometrador:

María-Jesús Gamazo

JCR-00499-ESP/M





# Circuito de Madrid Jarama - RACE

## GTI Trophy

### CRONOMETRADOS 2



#### Resultados Provisionales por Categoría

Clas	Nº	Piloto	Cat	Clas	Concursante	Vehiculo	Vtas.	Mejor	Tiempo	Dif 1º	Interval	Km/h
1	41	Ivan Riera Garcia			EFICAR TEAM	Volkswagen Golf GTI	4	3	1:52.062			123.6
2	10	Miguel Vilacieros Sundmacher			EQUIPO GALLEGO RACING	Volkswagen Golf GTI	6	4	1:52.806	0.744	0.744	122.8
3	96	Luis Alvarez Martinez-Forgue			PROMOCOPA	Volkswagen Golf GTI	8	7	1:52.930	0.868	0.124	122.7
4	60	Julian Mazuecos Fernandez			CIUDAD DE GETAFE	Volkswagen Golf GTI	5	2	1:53.686	1.624	0.756	121.9
5	45	Alfredo De Castro Becerra			DRIVEX	Volkswagen Golf GTI	7	3	1:53.893	1.831	0.207	121.6
6	3	Alex Royo Aguadero			ESCUDERIA CERRO NEGRO	Volkswagen Golf GTI	8	3	1:54.344	2.282	0.451	121.2
7	28	Arcadio Treviño Chamorro			RX PRO RACING	Volkswagen Golf GTI	3	2	1:56.881	4.819	2.537	118.5
8	88	Tomas Moreno Garcia			PROMOCOPA	Volkswagen Golf GTI	3	2	2:02.482	10.420	5.601	113.1
9	61	Antonio Contreras Conde			ANTONIO CONTRERAS	Volkswagen Golf GTI	2	2	2:27.279	35.217	24.797	94.1
10	19	Fernando Navarrete Rodrigo			PROMOCOPA	Volkswagen Golf GTI	2	2	2:31.478	39.416	4.199	91.4

Publicado a las:.....

Temp Pista: 30.1 °C Temp Aire: 14.3 °C Humedad: 51 % Estado Pista: SECA

#### Director Carrera:

José F. Vélez

DC-00725-ESP/M

#### Cronometrador:

María-Jesús Gamazo

JCR-00499-ESP/M





# Circuito de Madrid Jarama - RACE

## GTI Trophy

### CRONOMETRADOS 2

#### Tiempos Por Vuelta



**3** Alex Royo Aguadero Volkswagen Golf GTI **60** Julian Mazuecos Fernandez Volkswagen Golf GTI  
 ESCUDERIA CERRO NEGRO CIUDAD DE GETAFE

Vta	D	Tiempo	Sector 1	Sector 2	Sector 3	T. Spd	Elapsed	Vta	D	Tiempo	Sector 1	Sector 2	Sector 3	T. Spd	Elapsed
1		12:21:48.321	12:20:36.118	39.961	32.242	83.5	12:21:48.321	1		12:27:16.961	12:26:05.804	39.195	31.962	64.6	12:27:16.961
2		1:54.717	44.045	38.522	32.150	199.6	12:23:43.038	2		1:53.686	43.771	37.781	32.134	201.8	12:29:10.647
3		1:54.344	43.868	38.035	32.441	204.5	12:25:37.382	3		2:17.534 P	44.068	49.719	43.747	202.2	12:31:28.181
4		2:03.732	47.590	43.708	32.434	204.1	12:27:41.114	4		3:07.387	1:57.321	37.868	32.198	102.9	12:34:35.568
5		1:54.470	44.298	37.922	32.250	203.0	12:29:35.584	5		2:32.051 P	51.586	50.877	49.588	156.5	12:37:07.619
6		1:55.864	45.870	37.984	32.010	203.7	12:31:31.448	<b>61</b> Antonio Contreras Conde Volkswagen Golf GTI							
7		1:54.349	44.166	38.194	31.989	204.1	12:33:25.797	ANTONIO CONTRERAS CONDE							
8		2:33.840 P	55.276	49.713	48.851	168.7	12:35:59.637								

**10** Miguel Villaceros Sundmacher Volkswagen Golf GTI  
 EQUIPO GALLEGO RACING

Vta	D	Tiempo	Sector 1	Sector 2	Sector 3	T. Spd	Elapsed	Vta	D	Tiempo	Sector 1	Sector 2	Sector 3	T. Spd	Elapsed
1		12:28:09.835	12:26:57.356	39.770	32.709	83.3	12:28:09.835	<b>88</b> Tomas Moreno Garcia Volkswagen Golf GTI							
2		1:55.375	45.134	38.659	31.582	170.0	12:30:05.210	PROMOCOPA							
3		1:53.602	43.936	38.016	31.650	202.6	12:31:58.812								
4		1:52.806	43.600	37.772	31.434	197.4	12:33:51.618								
5		1:52.879	43.608	37.774	31.497	193.2	12:35:44.497								
6		2:23.960 P	50.575	46.884	46.501	142.2	12:38:08.457								

**19** Fernando Navarrete Rodrigo Volkswagen Golf GTI **96** Luis Alvarez Martinez-Forgue Volkswagen Golf GTI  
 PROMOCOPA PROMOCOPA

Vta	D	Tiempo	Sector 1	Sector 2	Sector 3	T. Spd	Elapsed	Vta	D	Tiempo	Sector 1	Sector 2	Sector 3	T. Spd	Elapsed
1		12:27:36.547	12:26:16.063	47.805	32.679	63.4	12:27:36.547	1		12:21:20.975	12:20:02.554	46.288	32.133	67.4	12:21:20.975
2		2:31.478 P	51.447	49.301	50.730	204.1	12:30:08.025	2		1:53.466	43.652		2:25.599	207.2	12:23:14.441
							<b>28</b> Arcadio Treviño Chamorro Volkswagen Golf GTI								
							RX PRO RACING								
1		12:21:14.197	12:19:59.146	41.590	33.461	82.6	12:21:14.197	3		2:08.371	43.854	48.744	35.773	207.6	12:25:22.812
2		1:56.881	44.888	39.277	32.716	177.0	12:23:11.078	4		1:53.101	43.734	37.744	31.623	205.3	12:27:15.913
3		2:17.759 P	46.318	44.502	46.939	191.1	12:25:28.837	5		2:20.543	57.931	50.964	31.648	120.5	12:29:36.456
							<b>41</b> Ivan Riera Garcia Volkswagen Golf GTI								
							EFICAR TEAM								
1		12:28:45.633	12:27:30.991	42.750	31.892	93.6	12:28:45.633	6		1:53.192	43.632	37.633	31.927	208.0	12:31:29.648
2		2:03.619	45.929	46.089	31.601	203.7	12:30:49.252	7		1:52.930	43.684		2:24.857	206.8	12:33:22.578
3		1:52.062	43.196	37.448	31.418	207.2	12:32:41.314	8		2:02.829 P	43.672		4:27.686	206.1	12:35:25.407
4		2:01.728 P	43.189	37.432	41.107	205.7	12:34:43.042								

**45** Alfredo De Castro Becerra Volkswagen Golf GTI  
 DRIVEX

Vta	D	Tiempo	Sector 1	Sector 2	Sector 3	T. Spd	Elapsed
1		12:24:44.629	12:23:23.741	47.790	33.098	82.1	12:24:44.629
2		1:54.680	44.634	37.881	32.165	182.4	12:26:39.309
3		1:53.893	44.141	37.778	31.974	196.7	12:28:33.202
4		2:23.609	56.726	53.862	33.021	137.2	12:30:56.811
5		1:53.995	44.304	37.738	31.953	201.8	12:32:50.806
6		1:54.581	44.402	38.172	32.007	202.6	12:34:45.387
7		2:08.102 P	45.001	40.470	42.631	174.7	12:36:53.489





# Circuito de Madrid Jarama - RACE

## GTI Trophy

### CRONOMETRADOS 2

#### Mejores Sectores



Circuito de Madrid Jarama-RACE 3.850 m.

Sector - 1				Sector - 2				Sector - 3				Vta. Ideal vs Mejor Vta.			
Clas	Nº	Piloto	Tiempo	Nº	Piloto	Tiempo	Nº	Piloto	Tiempo	Clas	Nº	Piloto	Vta. Ideal	Mejor Vta.	Clas
1	41	Ivan Riera Garcia	43.189	41	Ivan Riera Garcia	37.432	41	Ivan Riera Garcia	31.418	1	41	Ivan Riera Garcia	1:52.039	1:52.062	1
2	10	Miguel Villaceros Sundmacher	43.600	96	Luis Alvarez Martinez-Forgue	37.633	10	Miguel Villaceros Sundmacher	31.434	2	10	Miguel Villaceros Sundmacher	1:52.806	1:52.806	2
3	96	Luis Alvarez Martinez-Forgue	43.632	45	Alfredo De Castro Becerra	37.738	96	Luis Alvarez Martinez-Forgue	31.623	3	96	Luis Alvarez Martinez-Forgue	1:52.888	1:52.930	3
4	60	Julian Mazuecos Fernandez	43.771	10	Miguel Villaceros Sundmacher	37.772	45	Alfredo De Castro Becerra	31.953	4	60	Julian Mazuecos Fernandez	1:53.514	1:53.686	4
5	3	Alex Royo Aguadero	43.868	60	Julian Mazuecos Fernandez	37.781	60	Julian Mazuecos Fernandez	31.962	5	3	Alex Royo Aguadero	1:53.779	1:54.344	6
6	45	Alfredo De Castro Becerra	44.141	3	Alex Royo Aguadero	37.922	3	Alex Royo Aguadero	31.989	6	45	Alfredo De Castro Becerra	1:53.832	1:53.893	5
7	28	Arcadio Treviño Chamorro	44.888	28	Arcadio Treviño Chamorro	39.277	19	Fernando Navarrete Rodrigo	32.679	7	28	Arcadio Treviño Chamorro	1:56.881	1:56.881	7
8	88	Tomas Moreno Garcia	47.263	88	Tomas Moreno Garcia	40.479	28	Arcadio Treviño Chamorro	32.716	8	88	Tomas Moreno Garcia	2:01.514	2:02.482	8
9	19	Fernando Navarrete Rodrigo	51.447	61	Antonio Contreras Conde	46.496	88	Tomas Moreno Garcia	33.772	9	19	Fernando Navarrete Rodrigo	2:11.931	2:31.478	10
10	61	Antonio Contreras Conde	51.564	19	Fernando Navarrete Rodrigo	47.805	61	Antonio Contreras Conde	37.623	10	61	Antonio Contreras Conde	2:15.683	2:27.279	9





# Circuito de Madrid Jarama - RACE

## GTI Trophy

### CRONOMETRADOS 2

#### 5 Mejores Tiempos



Circuito de Madrid Jarama-RACE 3.850 m.

Cls	Nº	Piloto	Cat	Cls	Concursante	Vehiculo	Mejor 1		Mejor 2		Mejor 3		Mejor 4		Mejor 5	
							Tiempo	Vta	Tiempo	Vta	Tiempo	Vta	Tiempo	Vta	Tiempo	Vta
1	41	Ivan Riera Garcia			EFICAR TEAM	Volkswagen Golf GTI	1:52.062	3	2:01.728	4	2:03.619	2				
2	10	Miguel Villalobos Sundmacher			EQUIPO GALLEGO	Volkswagen Golf GTI	1:52.806	4	1:52.879	5	1:53.602	3	1:55.375	2	2:23.960	6
3	96	Luis Alvarez Martinez-Forgue			PROMOCOPA	Volkswagen Golf GTI	1:52.930	7	1:53.101	4	1:53.192	6	1:53.466	2	2:02.829	8
4	60	Julian Mazuecos Fernandez			CIUDAD DE GETAFE	Volkswagen Golf GTI	1:53.686	2	2:17.534	3	2:32.051	5	3:07.387	4		
5	45	Alfredo De Castro Becerra			DRIVEX	Volkswagen Golf GTI	1:53.893	3	1:53.995	5	1:54.581	6	1:54.680	2	2:08.102	7
6	3	Alex Royo Aguadero			ESCUDERIA CERRO	Volkswagen Golf GTI	1:54.344	3	1:54.349	7	1:54.470	5	1:54.717	2	1:55.864	6
7	28	Arcadio Treviño Chamorro			RX PRO RACING	Volkswagen Golf GTI	1:56.881	2	2:17.759	3						
8	88	Tomas Moreno Garcia			PROMOCOPA	Volkswagen Golf GTI	2:02.482	2	2:12.231	3						
9	61	Antonio Contreras Conde			ANTONIO CONTRERAS	Volkswagen Golf GTI	2:27.279	2								
10	19	Fernando Navarrete Rodrigo			PROMOCOPA	Volkswagen Golf GTI	2:31.478	2								





# Circuito de Madrid Jarama - RACE

## GTI Trophy

### CRONOMETRADOS 2

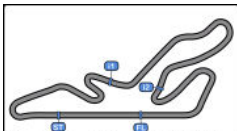
#### 5 Mejores Velocidades



Circuito de Madrid Jarama-RACE 3.850 m.

Clas	Nº	Piloto	Cat	Cls	Concursante	Vehiculo	Top 1		Top 2		Top 3		Top 4		Top 5		Avg
							Km/h	Vta	Km/h	Vta	Km/h	Vta	Km/h	Vta	Km/h	Vta	
1	96	Luis Alvarez Martinez-Forgue			PROMOCOPA	Volkswagen Golf GTI	208.0	6	207.6	3	207.2	2	206.8	7	206.1	8	207.2
2	41	Ivan Riera Garcia			EFICAR TEAM	Volkswagen Golf GTI	207.2	3	205.7	4	203.7	2	93.6	1			177.6
3	3	Alex Royo Aguadero			ESCUDERIA CERRO NEGRO	Volkswagen Golf GTI	204.5	3	204.1	4	204.1	7	203.7	6	203.0	5	203.9
4	19	Fernando Navarrete Rodrigo			PROMOCOPA	Volkswagen Golf GTI	204.1	2	63.4	1							133.8
5	10	Miguel Villacieros Sundmacher			EQUIPO GALLEGO RACING	Volkswagen Golf GTI	202.6	3	197.4	4	193.2	5	170.0	2	142.2	6	181.1
6	45	Alfredo De Castro Becerra			DRIVEX	Volkswagen Golf GTI	202.6	6	201.8	5	196.7	3	182.4	2	174.7	7	191.6
7	60	Julian Mazuecos Fernandez			CIUDAD DE GETAFE	Volkswagen Golf GTI	202.2	3	201.8	2	156.5	5	102.9	4	64.6	1	145.6
8	28	Arcadio Treviño Chamorro			RX PRO RACING	Volkswagen Golf GTI	191.1	3	177.0	2	82.6	1					150.2
9	88	Tomas Moreno Garcia			PROMOCOPA	Volkswagen Golf GTI	157.6	3	139.1	2	95.1	1					130.6
10	61	Antonio Contreras Conde			ANTONIO CONTRERAS CONDE	Volkswagen Golf GTI	149.3	2	71.7	1							110.5





Circuito de Madrid Jarama-RACE 3.850 m.

# Circuito de Madrid Jarama - RACE

## GTI Trophy

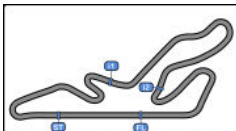
### CRONOMETRADOS 2

#### Secuencia Vueltas Rápidas



Vta	Hora Día	Tiempo Sesión	Nº Piloto	Cat	Concursante	Vehiculo	Tiempo	Km/h
2	12:23:11.078	4:11.078	28 Arcadio Treviño Chamorro		RX PRO RACING	Volkswagen Golf GTI	1:56.881	118.5
2	12:23:14.441	4:14.441	96 Luis Alvarez Martinez-Forgue		PROMOCOPA	Volkswagen Golf GTI	1:53.466	122.1
4	12:27:15.913	8:15.913	96 Luis Alvarez Martinez-Forgue		PROMOCOPA	Volkswagen Golf GTI	1:53.101	122.5
3	12:32:41.314	13:41.314	41 Ivan Riera Garcia		EFICAR TEAM	Volkswagen Golf GTI	1:52.062	123.6





Circuito de Madrid Jarama-RACE 3.850 m.

# Circuito de Madrid Jarama - RACE

## GTI Trophy

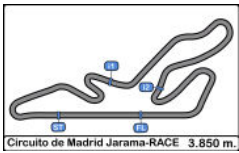
### CRONOMETRADOS 2

#### Mejor Máxima Velocidad del Evento



Nº	Piloto	Cat	Clas	Concursante	Vehiculo	Km/h	Sesión
19	Fernando Navarrete Rodrigo			PROMOCOPA	Volkswagen Golf GTI	209.3	CRONOMETRADOS 1
41	Ivan Riera Garcia			EFICAR TEAM	Volkswagen Golf GTI	208.8	CRONOMETRADOS 1
96	Luis Alvarez Martínez-Forgue			PROMOCOPA	Volkswagen Golf GTI	208.0	CRONOMETRADOS 2
64	Fernando Pedrera Martínez			PROMOCOPA	Volkswagen Golf GTI	206.8	CRONOMETRADOS 1
90	Alejandro Martínez Rodríguez			ALEJANDRO MARTINEZ RODRIGUEZ	Volkswagen Golf GTI	206.5	CRONOMETRADOS 1
3	Alex Royo Aguadero			ESCUADERIA CERRO NEGRO	Volkswagen Golf GTI	205.7	CRONOMETRADOS 1
60	Julian Mazuecos Fernandez			CIUDAD DE GETAFE	Volkswagen Golf GTI	203.3	CRONOMETRADOS 1
10	Miguel Vilacieros Sundmacher			EQUIPO GALLEGO RACING	Volkswagen Golf GTI	202.6	CRONOMETRADOS 2
45	Alfredo De Castro Becerra			DRIVEX	Volkswagen Golf GTI	202.6	CRONOMETRADOS 2
28	Arcadio Treviño Chamorro			RX PRO RACING	Volkswagen Golf GTI	191.1	CRONOMETRADOS 2
88	Tomas Moreno Garcia			PROMOCOPA	Volkswagen Golf GTI	180.6	ENTRENAMIENTO PRIVADO
61	Antonio Contreras Conde			ANTONIO CONTRERAS	Volkswagen Golf GTI	149.3	CRONOMETRADOS 2
77	Agustin Arce Pi			VSR MOTORSPORT	Volkswagen Golf GTI	79.7	ENTRENAMIENTO PRIVADO





Circuito de Madrid Jarama - RACE

GTI Trophy

CRONOMETRADOS 2

Tiempos Parada en Pit



60

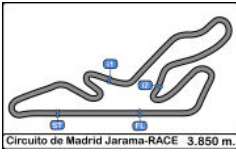
Julian Mazuecos Fernandez

Volkswagen Golf GTI

CIUDAD DE GETAFE

Nº	Hora Día Entrada	Tiempo Entrada	Tiempo Salida	Tiempo Box	T. Box Total
1	12:31:23.906	12:31:23.906	12:32:42.992	1:19.086	1:19.086

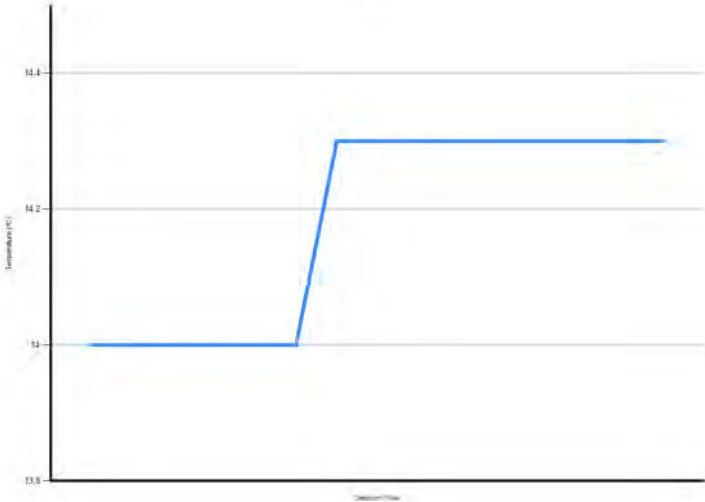




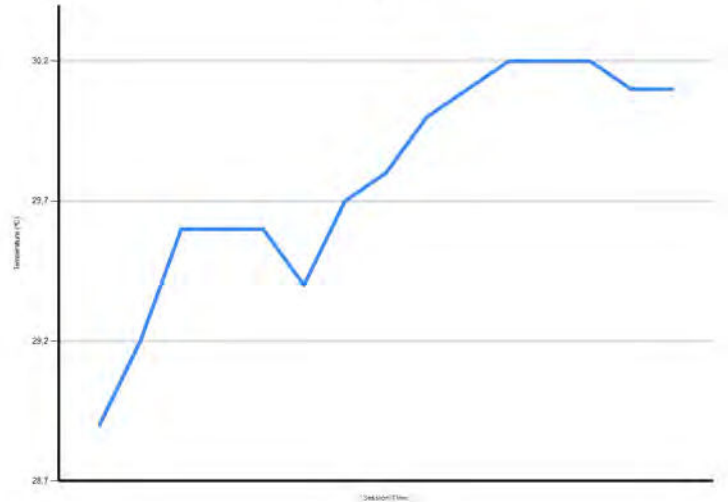
**Circuito de Madrid Jarama - RACE**  
**GTI Trophy**  
**CRONOMETRADOS 2**  
**Informe Meteorológico**



Temperatura Aire




Temperatura Pista



Humidad



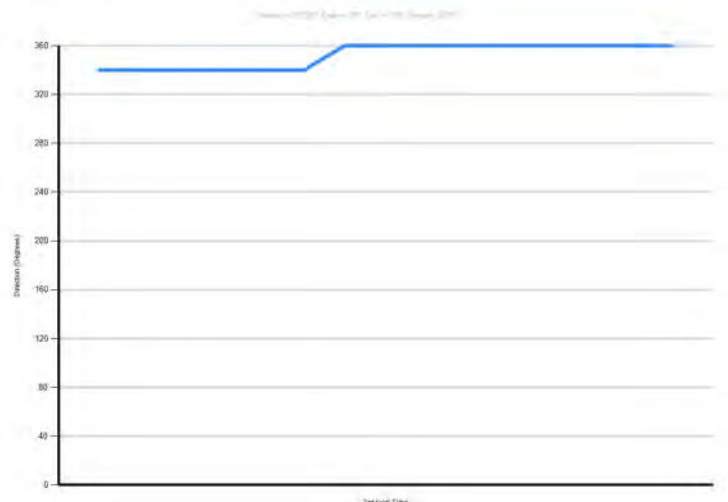
Presión

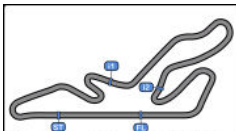


Velocidad Viento



Dirección Viento





Circuito de Madrid Jarama-RACE 3.850 m.

# Circuito de Madrid Jarama - RACE

## GTI Trophy

### CRONOMETRADOS 2

#### Resultados Finales



Clas	Nº	Piloto	Cat	Clas	Concursante	Vehiculo	Vtas.	Mejor	Tiempo	Dif 1º	Interval	Km/h
1	41	Ivan Riera Garcia			EFICAR TEAM	Volkswagen Golf GTI	4	3	1:52.062			123.6
2	10	Miguel Villaceros Sundmacher			EQUIPO GALLEGO RACING	Volkswagen Golf GTI	6	4	1:52.806	0.744	0.744	122.8
3	96	Luis Alvarez Martinez-Forgue			PROMOCOPA	Volkswagen Golf GTI	8	7	1:52.930	0.868	0.124	122.7
4	60	Julian Mazuecos Fernandez			CIUDAD DE GETAFE	Volkswagen Golf GTI	5	2	1:53.686	1.624	0.756	121.9
5	45	Alfredo De Castro Becerra			DRIVEX	Volkswagen Golf GTI	7	3	1:53.893	1.831	0.207	121.6
6	3	Alex Royo Aguadero			ESCUDERIA CERRO NEGRO	Volkswagen Golf GTI	8	3	1:54.344	2.282	0.451	121.2
7	88	Tomas Moreno Garcia			PROMOCOPA	Volkswagen Golf GTI	3	2	2:02.482	10.420	8.138	113.1
8	61	Antonio Contreras Conde			ANTONIO CONTRERAS	Volkswagen Golf GTI	2	2	2:27.279	35.217	24.797	94.1
9	19	Fernando Navarrete Rodrigo			PROMOCOPA	Volkswagen Golf GTI	2	2	2:31.478	39.416	4.199	91.4

#### \* PENALIZACIONES

Anulados todos los tiempos del dorsal #28 según art. 21.12 RDVC

Publicado a las:.....

Temp Pista: 30.1 °C Temp Aire: 14.3 °C Humedad: 51 % Estado Pista: SECA

#### Comisarios Deportivos:

Yolanda González

Sonia Roda

Ana B. García

CD-00507-ESP/M

CD-00490-ESP/M

CD-01724-ESP/M

#### Cronometrador:

María-Jesús Gamazo

JCR-00499-ESP/M





# Circuito de Madrid Jarama - RACE

## GTI Trophy

### CARRERA 1

#### Parrilla de Salida



11	61	Antonio Contreras Conde	2:19.241	.6.
9	64	Fernando Pedrera Martinez	1:59.549	.5.
7	45	Alfredo De Castro Becerra	1:54.223	.4.
5	60	Julian Mazuecos Fernandez	1:53.357	.3.
3	10	Miguel Villaceros Sundmacher	1:52.306	.2.
1	19	Fernando Navarrete Rodrigo	1:51.834	.1.

	Arcadio Treviño Chamorro	28	12
6:56.490	Tomas Moreno Garcia	88	10
1:54.362	Luis Alvarez Martinez-Forgue	96	8
1:53.905	Alejandro Martinez Rodriguez	90	6
1:53.272	Alex Royo Aguadero	3	4
1:52.181	Ivan Riera Garcia	41	2



Pole

#### \* PENALIZACIONES

Dorsal #28 saldrá desde final de parrilla según art. 21.12 PCE

Dorsal #61 saldrá desde final de parrilla según art. 13.9 CRV

Publicada a las:.....

#### Comisarios Deportivos:

Yolanda González

CD-00507-ESP/M

Sonia Roda

CD-00490-ESP/M

Ana B. García

CD-01724-ESP/M

#### Cronometrador:

María Jesús Gamazo  
JCR-00499-ESP/M





# Circuito de Madrid Jarama - RACE

## GTI Trophy CARRERA 1



### Resultados Provisionales

Clas	Nº	Piloto	Cat	Clas	Concursante	Vehiculo	Vtas.	Tiempo Total	Dif 1º	Interval	Km/h	Mejor	Tiempo	Km/h
1	41	Ivan Riera Garcia			EFICAR TEAM	Volkswagen Golf GTI	15	28:30.534			121.5	2	1:52.775	122.8
2	60	Julian Mazuecos Fernandez			CIUDAD DE GETAFE	Volkswagen Golf GTI	15	28:32.832	2.298	2.298	121.3	9	1:53.735	121.8
3	96	Luis Alvarez Martinez-Forgue			PROMOCOPA	Volkswagen Golf GTI	15	28:33.223	2.689	0.391	121.3	3	1:53.539	122.0
4	10	Miguel Villacieros Sundmacher			EQUIPO GALLEGO	Volkswagen Golf GTI	15	28:36.131	5.597	2.908	121.1	2	1:52.806	122.8
5	3	Alex Royo Aguadero			ESCUDERIA CERRO	Volkswagen Golf GTI	15	28:52.744	22.210	16.613	119.9	8	1:54.643	120.8
6	45	Alfredo De Castro Becerra			DRIVEX	Volkswagen Golf GTI	15	29:18.261	47.727	25.517	118.2	3	1:55.072	120.4
7	90	Alejandro Martinez Rodriguez			ALEJANDRO MARTINEZ RODRIGUEZ	Volkswagen Golf GTI	15	30:12.132	1:41.598	53.871	114.7	2	1:56.153	119.3
8	88	Tomas Moreno Garcia			PROMOCOPA	Volkswagen Golf GTI	15	30:25.466	1:54.932	13.334	113.8	12	2:00.535	114.9
9	64	Fernando Pedrera Martinez			PROMOCOPA	Volkswagen Golf GTI	14	28:38.692	1 Vta.	1 Vta.	112.8	5	1:59.129	116.3
10	61	Antonio Contreras Conde			ANTONIO CONTRERAS	Volkswagen Golf GTI	14	30:20.871	1 Vta.	1:42.179	106.5	12	2:07.774	108.4

#### Not classified: (Requirements: 75% of number laps of leader = 12 Laps)

28	Arcadio Treviño Chamorro			RX PRO RACING	Volkswagen Golf GTI	8	15:57.756	7 Vtas.	6 Vtas.	115.7	5	1:56.975	118.4
19	Fernando Navarrete Rodrigo			PROMOCOPA	Volkswagen Golf GTI	6	11:46.611	9 Vtas.	2 Vtas.	117.6	4	1:54.344	121.2

Vta. Rápida Ivan Riera Garcia en 1:52.775 a 122.8 Km/h en la vta. 2

Publicado a las:.....

Temp Pista: 17.2 °C Temp Aire: 17.0 °C Humedad: 32 % Estado Pista: SECA

#### Director Carrera:

José F. Vélez

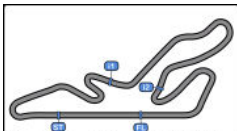
DC-00725-ESP/M

#### Cronometrador:

María-Jesús Gamazo

JCR-00499-ESP/M





# Circuito de Madrid Jarama - RACE

## GTI Trophy CARRERA 1



Circuito de Madrid Jarama-RACE 3.850 m.

### Resultados Provisionales por Categoría

Clas	Nº	Piloto	Cat	Clas	Concursante	Vehiculo	Vtas.	Tiempo Total	Dif 1º	Interval	Km/h	Mejor	Tiempo	Km/h
1	41	Ivan Riera Garcia			EFICAR TEAM	Volkswagen Golf GTI	15	28:30.534			121.5	2	1:52.775	122.8
2	60	Julian Mazuecos Fernandez			CIUDAD DE GETAFE	Volkswagen Golf GTI	15	28:32.832	2.298	2.298	121.3	9	1:53.735	121.8
3	96	Luis Alvarez Martinez-Forgue			PROMOCOPA	Volkswagen Golf GTI	15	28:33.223	2.689	0.391	121.3	3	1:53.539	122.0
4	10	Miguel Villacieros Sundmacher			EQUIPO GALLEGO	Volkswagen Golf GTI	15	28:36.131	5.597	2.908	121.1	2	1:52.806	122.8
5	3	Alex Royo Aguadero			ESCUDERIA CERRO	Volkswagen Golf GTI	15	28:52.744	22.210	16.613	119.9	8	1:54.643	120.8
6	45	Alfredo De Castro Becerra			DRIVEX	Volkswagen Golf GTI	15	29:18.261	47.727	25.517	118.2	3	1:55.072	120.4
7	90	Alejandro Martinez Rodriguez			ALEJANDRO MARTINEZ RODRIGUEZ	Volkswagen Golf GTI	15	30:12.132	1:41.598	53.871	114.7	2	1:56.153	119.3
8	88	Tomas Moreno Garcia			PROMOCOPA	Volkswagen Golf GTI	15	30:25.466	1:54.932	13.334	113.8	12	2:00.535	114.9
9	64	Fernando Pedrera Martinez			PROMOCOPA	Volkswagen Golf GTI	14	28:38.692	1 Vta.	1 Vta.	112.8	5	1:59.129	116.3
10	61	Antonio Contreras Conde			ANTONIO CONTRERAS	Volkswagen Golf GTI	14	30:20.871	1 Vta.	1:42.179	106.5	12	2:07.774	108.4

#### Not classified: (Requirements: 75% of number laps of leader = 12 Laps)

28	Arcadio Treviño Chamorro			RX PRO RACING	Volkswagen Golf GTI	8	15:57.756	7 Vtas.	6 Vtas.	115.7	5	1:56.975	118.4
19	Fernando Navarrete Rodrigo			PROMOCOPA	Volkswagen Golf GTI	6	11:46.611	9 Vtas.	2 Vtas.	117.6	4	1:54.344	121.2

Vta. Rápida Ivan Riera Garcia en 1:52.775 a 122.8 Km/h en la vta. 2

Publicado a las:.....

Temp Pista: 17.2 °C Temp Aire: 17.0 °C Humedad: 32 % Estado Pista: SECA

#### Director Carrera:

José F. Vélez

DC-00725-ESP/M

#### Cronometrador:

María-Jesús Gamazo

JCR-00499-ESP/M





## Circuito de Madrid Jarama - RACE

GTI Trophy

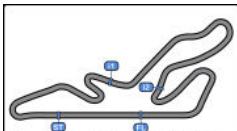
CARRERA 1



### Clasificación Provisional por Vuelta Rápida de Piloto

Cl	Nº	Piloto	Cat	Clas	Concursante	Vehiculo	Vtas.	Mejor	Tiempo	Dif 1º	Interval	Km/h
1	41	Ivan Riera Garcia			EFICAR TEAM	Volkswagen Golf GTI	15	2	1:52.775			122.8
2	10	Miguel Villaceros Sundmacher			EQUIPO GALLEGO	Volkswagen Golf GTI	15	2	1:52.806	0.031	0.031	122.8
3	96	Luis Alvarez Martínez-Forgue			PROMOCOPA	Volkswagen Golf GTI	15	3	1:53.539	0.764	0.733	122.0
4	60	Julian Mazuecos Fernandez			CIUDAD DE GETAFE	Volkswagen Golf GTI	15	9	1:53.735	0.960	0.196	121.8
5	19	Fernando Navarrete Rodrigo			PROMOCOPA	Volkswagen Golf GTI	6	4	1:54.344	1.569	0.609	121.2
6	3	Alex Royo Aguadero			ESCUDERIA CERRO	Volkswagen Golf GTI	15	8	1:54.643	1.868	0.299	120.8
7	45	Alfredo De Castro Becerra			DRIVEX	Volkswagen Golf GTI	15	3	1:55.072	2.297	0.429	120.4
8	90	Alejandro Martinez Rodriguez			ALEJANDRO MARTINEZ RODRIGUEZ	Volkswagen Golf GTI	15	2	1:56.153	3.378	1.081	119.3
9	28	Arcadio Treviño Chamorro			RX PRO RACING	Volkswagen Golf GTI	8	5	1:56.975	4.200	0.822	118.4
10	64	Fernando Pedrera Martinez			PROMOCOPA	Volkswagen Golf GTI	14	5	1:59.129	6.354	2.154	116.3
11	88	Tomas Moreno Garcia			PROMOCOPA	Volkswagen Golf GTI	15	12	2:00.535	7.760	1.406	114.9
12	61	Antonio Contreras Conde			ANTONIO CONTRERAS	Volkswagen Golf GTI	14	12	2:07.774	14.999	7.239	108.4





Circuito de Madrid Jarama-RACE 3.650 m.

# Circuito de Madrid Jarama - RACE

## GTI Trophy

### CARRERA 1

#### Distancia y Velocidad Media



Clas	Nº	Piloto	Cat	Clas	Concursante	Vehiculo	Vtas.	Distancia	Tiempo Total	Km/h
1	41	Ivan Riera Garcia			EFICAR TEAM	Volkswagen Golf GTI	15	57.75	28:30.534	121.5
2	60	Julian Mazuecos Fernandez			CIUDAD DE GETAFE	Volkswagen Golf GTI	15	57.75	28:32.832	121.3
3	96	Luis Alvarez Martinez-Forgue			PROMOCOPA	Volkswagen Golf GTI	15	57.75	28:33.223	121.3
4	10	Miguel Vilacieros Sundmacher			EQUIPO GALLEGO RACING	Volkswagen Golf GTI	15	57.75	28:36.131	121.1
5	3	Alex Royo Aguadero			ESCUADERIA CERRO NEGRO	Volkswagen Golf GTI	15	57.75	28:52.744	119.9
6	45	Alfredo De Castro Becerra			DRIVEX	Volkswagen Golf GTI	15	57.75	29:18.261	118.2
7	90	Alejandro Martinez Rodriguez			ALEJANDRO MARTINEZ RODRIGUEZ	Volkswagen Golf GTI	15	57.75	30:12.132	114.7
8	88	Tomas Moreno Garcia			PROMOCOPA	Volkswagen Golf GTI	15	57.75	30:25.466	113.8
9	64	Fernando Pedrera Martinez			PROMOCOPA	Volkswagen Golf GTI	14	53.90	28:38.692	112.8
10	61	Antonio Contreras Conde			ANTONIO CONTRERAS CONDE	Volkswagen Golf GTI	14	53.90	30:20.871	106.5
11	28	Arcadio Treviño Chamorro			RX PRO RACING	Volkswagen Golf GTI	8	30.80	15:57.756	115.7
12	19	Fernando Navarrete Rodrigo			PROMOCOPA	Volkswagen Golf GTI	6	23.10	11:46.611	117.6





# Circuito de Madrid Jarama - RACE

## GTI Trophy

### CARRERA 1

#### Tiempos Por Vuelta



# 3

Alex Royo Aguadero

Volkswagen Golf GTI

# 28

Arcadio Treviño Chamorro

Volkswagen Golf GTI

ESCUDERIA CERRO NEGRO

RX PRO RACING

Vta	D	Tiempo	Sector 1	Sector 2	Sector 3	T. Spd	Elapsed	Vta	D	Tiempo	Sector 1	Sector 2	Sector 3	T. Spd	Elapsed
1		1:57.320	46.998	38.364	31.958	108.9	1:57.320	1		2:02.005	49.188	39.613	33.204	128.4	2:02.005
2		1:55.373	44.632	38.478	32.263	203.7	3:52.693	2		1:57.568	44.743	39.806	33.019	198.5	3:59.573
3		1:54.690	44.214	38.206	32.270	206.1	5:47.383	3		1:57.200	45.162	39.506	32.532	198.1	5:56.773
4		1:54.915	44.329	38.417	32.169	204.5	7:42.298	4		2:04.852	44.448	38.892	41.512	201.4	8:01.625
5		1:55.209	44.425	38.665	32.119	204.9	9:37.507	5		1:56.975	45.461	39.183	32.331	192.1	9:58.600
6		1:55.118	44.591	38.390	32.137	204.9	11:32.625	6		1:59.296	45.361	39.652	34.283	193.2	11:57.896
7		1:55.137	44.349	38.433	32.355	204.1	13:27.762	7		1:58.537	46.253	39.924	32.360	189.8	13:56.433
8		1:54.643	44.230	38.263	32.150	206.8	15:22.405	8		2:01.323	46.371	39.629	35.323	196.7	15:57.756
9		1:54.910	44.041	38.124	32.745	205.7	17:17.315	9			48.373			183.0	
10		1:55.279	44.519	38.602	32.158	204.5	19:12.594								
11		1:55.400	44.227	38.767	32.406	197.0	21:07.994								
12		1:55.547	44.462	38.547	32.538	197.4	23:03.541								
13		1:55.232	44.474	38.679	32.079	202.2	24:58.773								
14		1:57.124	45.273	39.245	32.606	194.2	26:55.897								
15		1:56.847	44.754	39.255	32.838	196.0	28:52.744								

# 10

Miguel Villacieros  
Sundmacher

Volkswagen Golf GTI

# 41

Ivan Riera Garcia

Volkswagen Golf GTI

EQUIPO GALLEGOS RACING

EFICAR TEAM

Vta	D	Tiempo	Sector 1	Sector 2	Sector 3	T. Spd	Elapsed	Vta	D	Tiempo	Sector 1	Sector 2	Sector 3	T. Spd	Elapsed
1		1:55.360	46.019	37.903	31.438	111.4	1:55.360	1		1:54.579	45.306	37.774	31.499	105.9	1:54.579
2		1:52.806	43.345	37.843	31.618	205.3	3:48.166	2		1:52.775	43.335	37.832	31.608	208.0	3:47.354
3		1:53.342	43.664	37.968	31.710	204.1	5:41.508	3		1:53.334	43.539	37.950	31.845	209.3	5:40.688
4		1:53.251	43.755	37.823	31.673	201.4	7:34.759	4		1:53.028	43.599	37.921	31.508	204.5	7:33.716
5		1:53.280	43.629	37.986	31.665	202.6	9:28.039	5		1:53.254	43.481	37.853	31.920	206.1	9:26.970
6		2:03.374	53.422	38.164	31.788	204.1	11:31.413	6		1:53.835	43.742	38.348	31.745	207.2	11:20.805
7		1:53.406	43.724	37.959	31.723	191.1	13:24.819	7		1:54.379	43.941	38.390	32.048	202.2	13:15.184
8		1:53.354	43.751	37.951	31.652	198.5	15:18.173	8		1:54.346	44.236	38.189	31.921	196.3	15:09.530
9		1:53.912	43.974	38.077	31.861	195.2	17:12.085	9		1:53.551	43.995	37.805	31.751	201.8	17:03.081
10		1:54.091	44.096	38.287	31.708	192.5	19:06.176	10		1:53.972	44.140	37.941	31.891	197.8	18:57.053
11		1:53.566	43.994	37.909	31.663	196.0	20:59.742	11		1:54.221	44.070	38.371	31.780	195.2	20:51.274
12		1:53.655	43.714	38.118	31.823	198.5	22:53.397	12		1:54.603	44.159	38.378	32.066	194.2	22:45.877
13		1:55.473	45.376	38.290	31.807	184.9	24:48.870	13		1:54.622	44.126	38.564	31.932	198.8	24:40.499
14		1:53.715	43.948	37.933	31.834	183.0	26:42.585	14		1:54.450	44.187	38.240	32.023	201.4	26:34.949
15		1:53.546	43.649	37.961	31.936	191.1	28:36.131	15		1:55.585	44.316	39.047	32.222	193.5	28:30.534

# 19

Fernando Navarrete  
Rodrigo

Volkswagen Golf GTI

# 45

Alfredo De Castro Becerra

Volkswagen Golf GTI

PROMOCOPIA

DRIVEX

Vta	D	Tiempo	Sector 1	Sector 2	Sector 3	T. Spd	Elapsed	Vta	D	Tiempo	Sector 1	Sector 2	Sector 3	T. Spd	Elapsed
1		1:56.373	46.564		1:56.373	104.5	1:56.373	1		1:59.268	48.373	38.820	32.075	116.3	1:59.268
2		1:59.561	45.172	42.271	32.118	203.7	3:55.934	2		1:55.647	44.384	39.087	32.176	201.1	3:54.915
3		1:55.365	44.492		2:27.483	208.8	5:51.299	3		1:55.072	44.243	38.472	32.357	204.5	5:49.987
4		1:54.344	44.464		4:21.827	203.0	7:45.643	4		1:55.128	44.304	38.403	32.421	201.1	7:45.115
5		1:55.165	44.916		6:16.992	198.1	9:40.808	5		1:56.592	45.912	38.348	32.332	186.8	9:41.707
6		2:05.803 P	44.701	38.333	42.769	201.8	11:46.611	6		1:55.390	44.835	38.338	32.217	194.2	11:37.097
								7		1:56.461	45.551	38.535	32.375	200.0	13:33.558
								8		1:55.577	44.818	38.534	32.225	201.8	15:29.135
								9		1:55.929	45.145	38.504	32.280	196.3	17:25.064
								10		1:56.416	45.017	39.051	32.348	201.4	19:21.480
								11		2:00.385	44.796	38.616	36.973	200.3	21:21.865
								12		1:56.204	44.897	38.816	32.491	193.5	23:18.069
								13		1:55.994	44.868	38.631	32.495	198.1	25:14.063
								14		2:07.913	44.999	50.142	32.772	197.0	27:21.976
								15		1:56.285	44.827	38.871	32.587	197.4	29:18.261





Circuito de Madrid Jarama - RACE

GTI Trophy  
CARRERA 1

Tiempos Por Vuelta



60

Julian Mazuecos  
Fernandez

Volkswagen Golf GTI

CIUDAD DE GETAFE

88

Tomas Moreno Garcia

Volkswagen Golf GTI

PROMOCOPA

Vta	D	Tiempo	Sector 1	Sector 2	Sector 3	T. Spd	Elapsed	Vta	D	Tiempo	Sector 1	Sector 2	Sector 3	T. Spd	Elapsed
1		1:56.791	46.737	38.130	31.924	111.4	1:56.791	1		2:04.769	50.120	40.596	34.053	113.5	2:04.769
2		1:53.818	43.867	38.028	31.923	205.7	3:50.609	2		2:01.870	46.423	41.353	34.094	192.5	4:06.639
3		1:53.836	43.950	37.945	31.941	205.3	5:44.445	3		2:01.854	46.821	41.255	33.778	182.1	6:08.493
4		1:54.118	44.129	37.983	32.006	204.5	7:38.563	4		2:01.183	45.919	40.970	34.294	190.4	8:09.676
5		1:53.935	44.031	37.926	31.978	200.3	9:32.498	5		2:01.425	46.386	41.069	33.970	189.1	10:11.101
6		1:54.000	44.093	37.970	31.937	201.8	11:26.498	6		2:01.767	46.359	41.078	34.330	194.5	12:12.868
7		1:53.855	43.872	37.964	32.019	200.3	13:20.353	7		2:01.822	46.642	40.880	34.300	180.3	14:14.690
8		1:53.792	44.072	37.750	31.970	206.1	15:14.145	8		2:01.413	46.209	41.125	34.079	180.9	16:16.103
9		1:53.735	43.798	37.680	32.257	205.7	17:07.880	9		2:01.911	46.581	41.120	34.210	190.1	18:18.014
10		1:53.974	43.985	37.864	32.125	207.2	19:01.854	10		2:00.592	46.319	40.415	33.858	189.4	20:18.606
11		1:53.997	44.140	37.869	31.988	202.2	20:55.851	11		2:01.066	45.571	40.600	34.895	198.1	22:19.672
12		1:53.973	44.104	37.911	31.958	203.0	22:49.824	12		2:00.535	45.815	40.512	34.208	197.0	24:20.207
13		1:54.261	44.051	37.943	32.267	200.7	24:44.085	13		2:01.658	46.165	40.935	34.558	192.8	26:21.865
14		1:54.218	44.124	37.840	32.254	202.6	26:38.303	14		2:01.735	46.556	40.968	34.211	188.4	28:23.600
15		1:54.529	44.313	38.066	32.150	195.6	28:32.832	15		2:01.866	46.605	41.130	34.131	183.3	30:25.466

61

Antonio Contreras Conde

Volkswagen Golf GTI

ANTONIO CONTRERAS CONDE

90

Alejandro Martinez  
Rodriguez

Volkswagen Golf GTI

ALEJANDRO MARTINEZ

Vta	D	Tiempo	Sector 1	Sector 2	Sector 3	T. Spd	Elapsed	Vta	D	Tiempo	Sector 1	Sector 2	Sector 3	T. Spd	Elapsed
1		2:14.455	52.596	44.928	36.931	104.1	2:14.455	1		2:10.693	48.968	38.983	42.742	117.6	2:10.693
2		2:10.469	49.107	44.999	36.363	169.0	4:24.924	2		1:56.153	44.931	38.649	32.573	194.2	4:06.846
3		2:09.852	48.871	44.479	36.502	169.0	6:34.776	3		1:57.568	44.722	39.738	33.108	187.8	6:04.414
4		2:09.368	49.596	43.992	35.780	167.7	8:44.144	4		2:01.161	44.868	38.549	37.744	189.4	8:05.575
5		2:09.417	49.309	44.026	36.082	168.7	10:53.561	5		1:57.800	45.192	39.306	33.302	186.2	10:03.375
6		2:09.062	49.082	43.974	36.006	167.9	13:02.623	6		1:57.603	45.003	39.559	33.041	193.5	12:00.978
7		2:10.243	48.627	44.002	37.614	169.5	15:12.866	7		1:56.741	44.643	39.154	32.944	192.1	13:57.719
8		2:11.512	50.913	44.627	35.972	147.3	17:24.378	8		1:58.769	45.520	39.971	33.278	199.2	15:56.488
9		2:09.477	48.950	44.221	36.306	160.4	19:33.855	9		1:58.252	45.210	39.265	33.777	198.5	17:54.740
10		2:09.039	48.984	44.034	36.021	168.4	21:42.894	10		1:59.888	45.883	40.743	33.262	179.4	19:54.628
11		2:09.684	49.138	44.038	36.508	168.2	23:52.578	11		1:59.218	45.645	39.711	33.862	184.3	21:53.846
12		2:07.774	47.849	43.852	36.073	174.1	26:00.352	12		1:58.624	45.507	39.785	33.332	188.1	23:52.470
13		2:10.906	49.407	44.954	36.545	168.7	28:11.258	13		1:58.057	45.489	39.195	33.373	191.8	25:50.527
14		2:09.613	49.349	43.842	36.422	169.2	30:20.871	14		2:07.373	45.594	43.841	37.938	195.2	27:57.900
15		2:14.232	50.292	44.535	39.405	162.1	30:12.132								

64

Fernando Pedrera Martinez

Volkswagen Golf GTI

PROMOCOPA

96

Luis Alvarez Martinez-  
Forgue

Volkswagen Golf GTI

PROMOCOPA

Vta	D	Tiempo	Sector 1	Sector 2	Sector 3	T. Spd	Elapsed	Vta	D	Tiempo	Sector 1	Sector 2	Sector 3	T. Spd	Elapsed
1		2:05.433	50.808	40.846	33.779	120.1	2:05.433	1		1:57.410	47.467	38.271	31.672	123.7	1:57.410
2		1:59.334	46.229	40.063	33.042	196.3	4:04.767	2		1:53.679	44.181		2:25.351	203.0	3:51.089
3		2:01.627	46.044	41.142	34.441	206.5	6:06.394	3		1:53.539	44.039		4:18.890	201.8	5:44.628
4		2:00.245	45.993	39.612	34.640	197.4	8:06.639	4		1:54.215	44.540	37.823	31.852	208.4	7:38.843
5		1:59.129	45.997	39.606	33.526	188.8	10:05.768	5		1:53.882	44.203	37.853	31.826	201.4	9:32.725
6		2:00.831	46.101	40.887	33.843	206.1	12:06.599	6		1:54.127	44.283		2:25.953	205.7	11:26.852
7		2:02.332	46.652	41.668	34.012	200.7	14:08.931	7		1:53.719	43.966	37.966	31.787	196.7	13:20.571
8		2:03.022	47.022	41.155	34.845	203.3	16:11.953	8		1:53.810	44.250	37.792	31.768	209.3	15:14.381
9		2:02.482	47.510	40.920	34.052	196.0	18:14.435	9		1:53.750	43.893		2:25.518	201.4	17:08.131
10		2:03.166	46.801	41.894	34.471	197.0	20:17.601	10		1:53.941	44.150	37.819	31.972	200.7	19:02.072
11		2:01.316	46.665	40.273	34.378	192.5	24:19.847	11		1:54.001	44.330	37.918	31.753	199.6	20:56.073
12		2:09.072	48.527	44.793	35.752	187.8	26:28.919	12		1:54.039	44.245	37.964	31.830	197.8	22:50.112
13		2:09.773	49.430	44.991	35.352	165.1	28:38.692	13		1:54.214	44.282		2:26.044	199.6	24:44.326
14								14		1:54.317	44.283		4:20.361	199.6	26:38.643
15								15		1:54.580	44.361		6:14.941	197.4	28:33.223





# Circuito de Madrid Jarama - RACE

## GTI Trophy CARRERA 1



### Análisis

Circuito de Madrid Jarama-RACE 3.850 m.

Num	Tiempo Vta.	Dif 1º
<b>Vta 1</b>		

41	1:54.579	
10	1:55.360	00.781
19	1:56.373	01.794
60	1:56.791	02.212
3	1:57.320	02.741
96	1:57.410	02.831
45	1:59.268	04.689
28	2:02.005	07.426
88	2:04.769	10.190
64	2:05.433	10.854
90	2:10.693	16.114
61	2:14.455	19.876

Num	Tiempo Vta.	Dif 1º
-----	-------------	--------

<b>Vta 2</b>		
41	1:52.775	
10	1:52.806	00.812
60	1:53.818	03.255
96	1:53.679	03.735
3	1:55.373	05.339
45	1:55.647	07.561
19	1:59.561	08.580
28	1:57.568	12.219
64	1:59.334	17.413
88	2:01.870	19.285
90	1:56.153	19.492
61	2:10.469	37.570

Num	Tiempo Vta.	Dif 1º
-----	-------------	--------

<b>Vta 3</b>		
41	1:53.334	
10	1:53.342	00.820
60	1:53.836	03.757
96	1:53.539	03.940
3	1:54.690	06.695
45	1:55.072	09.299
19	1:55.365	10.611
28	1:57.200	16.085
90	1:57.568	23.726
64	2:01.627	25.706
88	2:01.854	27.805
61	2:09.852	54.088

Num	Tiempo Vta.	Dif 1º
-----	-------------	--------

<b>Vta 4</b>		
41	1:53.028	
10	1:53.251	01.043
60	1:54.118	04.847
96	1:54.215	05.127
3	1:54.915	08.582
45	1:55.128	11.399
19	1:54.344	11.927
28	2:04.852	27.909
90	2:01.161	31.859
64	2:00.245	32.923
88	2:01.183	35.960
61	2:09.368	1:10.428

Num	Tiempo Vta.	Dif 1º
<b>Vta 5</b>		

41	1:53.254	
10	1:53.280	01.069
60	1:53.935	05.528
96	1:53.882	05.755
3	1:55.209	10.537
19	1:55.165	13.838
45	1:56.592	14.737
28	1:56.975	31.630
90	1:57.800	36.405
64	1:59.129	38.798
88	2:01.425	44.131
61	2:09.417	1:26.591

Num	Tiempo Vta.	Dif 1º
-----	-------------	--------

<b>Vta 6</b>		
41	1:53.835	
60	1:54.000	05.693
96	1:54.127	06.047
10	2:03.374	10.608
3	1:55.118	11.820
45	1:55.390	16.292
19	2:05.803	25.806
28	1:59.296	37.091
90	1:57.603	40.173
64	2:00.831	45.794
88	2:01.767	52.063
61	2:09.062	1:41.818

Num	Tiempo Vta.	Dif 1º
-----	-------------	--------

<b>Vta 7</b>		
41	1:54.379	
60	1:53.855	05.169
96	1:53.719	05.387
10	1:53.406	09.635
3	1:55.137	12.578
45	1:56.461	18.374
28	1:58.537	41.249
90	1:56.741	42.535
64	2:02.332	53.747
88	2:01.822	59.506

Num	Tiempo Vta.	Dif 1º
-----	-------------	--------

<b>Vta 8</b>		
41	1:54.346	
61	2:10.243	1 Lap
60	1:53.792	04.615
96	1:53.810	04.851
10	1:53.354	08.643
3	1:54.643	12.875
45	1:55.577	19.605
90	1:58.769	46.958
28	2:01.323	48.226
64	2:03.022	1:02.423
88	2:01.413	1:06.573

Num	Tiempo Vta.	Dif 1º
-----	-------------	--------

<b>Vta 9</b>		
41	1:53.551	
60	1:53.735	04.799

Num	Tiempo Vta.	Dif 1º
<b>Vta 10</b>		

96	1:53.750	05.050
10	1:53.912	09.004
3	1:54.910	14.234
61	2:11.512	1 Lap
45	1:55.929	21.983
90	1:58.252	51.659
64	2:02.482	1:11.354
88	2:01.911	1:14.933

Num	Tiempo Vta.	Dif 1º
-----	-------------	--------

<b>Vta 10</b>		
41	1:53.972	
60	1:53.974	04.801
96	1:53.941	05.019
10	1:54.091	09.123
3	1:55.279	15.541
45	1:56.416	24.427
61	2:09.477	1 Lap
90	1:59.888	57.575
64	2:03.166	1:20.548
88	2:00.592	1:21.553

Num	Tiempo Vta.	Dif 1º
-----	-------------	--------

<b>Vta 11</b>		
41	1:54.221	
60	1:53.997	04.577
96	1:54.001	04.799
10	1:53.566	08.468
3	1:55.400	16.720
45	2:00.385	30.591
61	2:09.039	1 Lap
90	1:59.218	1:02.572
64	2:00.930	1:27.257
88	2:01.066	1:28.398

Num	Tiempo Vta.	Dif 1º
-----	-------------	--------

<b>Vta 12</b>		
41	1:54.603	
60	1:53.973	03.947
96	1:54.039	04.235
10	1:53.655	07.520
3	1:55.547	17.664
45	1:56.204	32.192
90	1:58.624	1:06.593
61	2:09.684	1 Lap
64	2:01.316	1:33.970
88	2:00.535	1:34.330

Num	Tiempo Vta.	Dif 1º
-----	-------------	--------

<b>Vta 13</b>		
41	1:54.622	
60	1:54.261	03.586
96	1:54.214	03.827
10	1:55.473	08.371
3	1:55.232	18.274
45	1:55.994	33.564
90	1:58.057	1:10.028
61	2:07.774	1 Lap
88	2:01.658	1:41.366
64	2:09.072	1:48.420

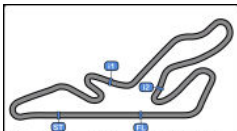
Num	Tiempo Vta.	Dif 1º
<b>Vta 14</b>		

41	1:54.450	
60	1:54.218	03.354
96	1:54.317	03.694
10	1:53.715	07.636
3	1:57.124	20.948
45	2:07.913	47.027
90	2:07.373	1:22.951
61	2:10.906	1 Lap
88	2:01.735	1:48.651

Num	Tiempo Vta.	Dif 1º
-----	-------------	--------

<b>Vta 15</b>		
41	1:55.585	
60	1:54.529	02.298
96	1:54.580	02.689
10	1:53.546	05.597
64	2:09.773	1 Lap
3	1:56.847	22.210
45	1:56.285	47.727
90	2:14.232	1:41.598
61	2:09.613	1 Lap
88	2:01.866	1:54.932





Circuito de Madrid Jarama-RACE 3.850 m.

# Circuito de Madrid Jarama - RACE

## GTI Trophy

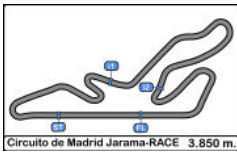
### CARRERA 1

#### Mejores Sectores



Sector - 1				Sector - 2				Sector - 3				Vta. Ideal vs Mejor Vta.			
Clas	Nº	Piloto	Tiempo	Nº	Piloto	Tiempo	Nº	Piloto	Tiempo	Clas	Nº	Piloto	Vta. Ideal	Mejor Vta.	Clas
1	41	Ivan Riera Garcia	43.335	60	Julian Mazuecos Fernandez	37.680	10	Miguel Villaceros Sundmacher	31.438	1	10	Miguel Villaceros Sundmacher	1:52.606	1:52.806	2
2	10	Miguel Villaceros Sundmacher	43.345	41	Ivan Riera Garcia	37.774	41	Ivan Riera Garcia	31.499	2	41	Ivan Riera Garcia	1:52.608	1:52.775	1
3	60	Julian Mazuecos Fernandez	43.798	96	Luis Alvarez Martinez-Forgue	37.792	96	Luis Alvarez Martinez-Forgue	31.672	3	96	Luis Alvarez Martinez-Forgue	1:53.357	1:53.539	3
4	96	Luis Alvarez Martinez-Forgue	43.893	10	Miguel Villaceros Sundmacher	37.823	60	Julian Mazuecos Fernandez	31.923	4	60	Julian Mazuecos Fernandez	1:53.401	1:53.735	4
5	3	Alex Royo Aguadero	44.041	3	Alex Royo Aguadero	38.124	3	Alex Royo Aguadero	31.958	5	3	Alex Royo Aguadero	1:54.123	1:54.643	6
6	45	Alfredo De Castro Becerra	44.243	19	Fernando Navarrete Rodrigo	38.333	45	Alfredo De Castro Becerra	32.075	6	45	Alfredo De Castro Becerra	1:54.656	1:55.072	7
7	28	Arcadio Treviño Chamorro	44.448	45	Alfredo De Castro Becerra	38.338	19	Fernando Navarrete Rodrigo	32.118	7	19	Fernando Navarrete Rodrigo	1:54.915	1:54.344	5
8	19	Fernando Navarrete Rodrigo	44.464	90	Alejandro Martinez Rodriguez	38.549	28	Arcadio Treviño Chamorro	32.331	8	28	Arcadio Treviño Chamorro	1:55.671	1:56.975	9
9	90	Alejandro Martinez Rodriguez	44.643	28	Arcadio Treviño Chamorro	38.892	90	Alejandro Martinez Rodriguez	32.573	9	90	Alejandro Martinez Rodriguez	1:55.765	1:56.153	8
10	88	Tomas Moreno Garcia	45.571	64	Fernando Pedrera Martinez	39.606	64	Fernando Pedrera Martinez	33.042	10	64	Fernando Pedrera Martinez	1:58.641	1:59.129	10
11	64	Fernando Pedrera Martinez	45.993	88	Tomas Moreno Garcia	40.415	88	Tomas Moreno Garcia	33.778	11	88	Tomas Moreno Garcia	1:59.764	2:00.535	11
12	61	Antonio Contreras Conde	47.849	61	Antonio Contreras Conde	43.842	61	Antonio Contreras Conde	35.780	12	61	Antonio Contreras Conde	2:07.471	2:07.774	12





Circuito de Madrid Jarama - RACE

GTI Trophy

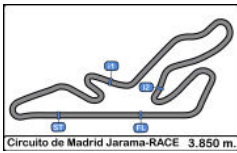
CARRERA 1

Secuencia Líder



Nº	Piloto	Cat	Clas	Concursante	Vehiculo	Vta. Inicio	Vta. Fin	Vtas.	Total Laps
41	Ivan Riera Garcia			EFICAR TEAM	Volkswagen Golf GTI	1	15	15	15





# Circuito de Madrid Jarama - RACE

## GTI Trophy

### CARRERA 1

#### 5 Mejores Tiempos



Circuito de Madrid Jarama-RACE 3.850 m.

Cls	Nº	Piloto	Cat	Cls	Concursante	Vehiculo	Mejor 1		Mejor 2		Mejor 3		Mejor 4		Mejor 5	
							Tiempo	Vta	Tiempo	Vta	Tiempo	Vta	Tiempo	Vta	Tiempo	Vta
1	41	Ivan Riera Garcia			EFICAR TEAM	Volkswagen Golf GTI	1:52.775	2	1:53.028	4	1:53.254	5	1:53.334	3	1:53.551	9
2	10	Miguel Villacien Sundmacher			EQUIPO GALLEGO	Volkswagen Golf GTI	1:52.806	2	1:53.251	4	1:53.280	5	1:53.342	3	1:53.354	8
3	96	Luis Alvarez Martinez-Forgue			PROMOCOPA	Volkswagen Golf GTI	1:53.539	3	1:53.679	2	1:53.719	7	1:53.750	9	1:53.810	8
4	60	Julian Mazuecos Fernandez			CIUDAD DE GETAFE	Volkswagen Golf GTI	1:53.735	9	1:53.792	8	1:53.818	2	1:53.836	3	1:53.855	7
5	19	Fernando Navarrete Rodrigo			PROMOCOPA	Volkswagen Golf GTI	1:54.344	4	1:55.165	5	1:55.365	3	1:56.373	1	1:59.561	2
6	3	Alex Royo Aguadero			ESCUADERIA CERRO	Volkswagen Golf GTI	1:54.643	8	1:54.690	3	1:54.910	9	1:54.915	4	1:55.118	6
7	45	Alfredo De Castro Becerra			DRIVEX	Volkswagen Golf GTI	1:55.072	3	1:55.128	4	1:55.390	6	1:55.577	8	1:55.647	2
8	90	Alejandro Martinez Rodriguez			ALEJANDRO MARTINEZ	Volkswagen Golf GTI	1:56.153	2	1:56.741	7	1:57.568	3	1:57.603	6	1:57.800	5
9	28	Arcadio Treviño Chamorro			RX PRO RACING	Volkswagen Golf GTI	1:56.975	5	1:57.200	3	1:57.568	2	1:58.537	7	1:59.296	6
10	64	Fernando Pedrera Martinez			PROMOCOPA	Volkswagen Golf GTI	1:59.129	5	1:59.334	2	2:00.245	4	2:00.831	6	2:00.930	11
11	88	Tomas Moreno Garcia			PROMOCOPA	Volkswagen Golf GTI	2:00.535	12	2:00.592	10	2:01.066	11	2:01.183	4	2:01.413	8
12	61	Antonio Contreras Conde			ANTONIO CONTRERAS	Volkswagen Golf GTI	2:07.774	12	2:09.039	10	2:09.062	6	2:09.368	4	2:09.417	5





# Circuito de Madrid Jarama - RACE

## GTI Trophy

### CARRERA 1

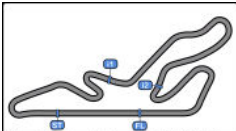
#### 5 Mejores Velocidades



Circuito de Madrid Jarama-RACE 3.850 m.

Clas	Nº	Piloto	Cat	Cls	Concursante	Vehiculo	Top 1		Top 2		Top 3		Top 4		Top 5		Avg
							Km/h	Vta	Km/h	Vta	Km/h	Vta	Km/h	Vta	Km/h	Vta	
1	41	Ivan Riera Garcia			EFICAR TEAM	Volkswagen Golf GTI	209.3	3	208.0	2	207.2	6	206.1	5	204.5	4	207.0
2	96	Luis Alvarez Martinez-Forgue			PROMOCOPA	Volkswagen Golf GTI	209.3	8	208.4	4	205.7	6	203.0	2	201.8	3	205.6
3	19	Fernando Navarrete Rodrigo			PROMOCOPA	Volkswagen Golf GTI	208.8	3	203.7	2	203.0	4	201.8	6	198.1	5	203.1
4	60	Julian Mazuecos Fernandez			CIUDAD DE GETAFE	Volkswagen Golf GTI	207.2	10	206.1	8	205.7	2	205.7	9	205.3	3	206.0
5	3	Alex Royo Aguadero			ESCUADERIA CERRO NEGRO	Volkswagen Golf GTI	206.8	8	206.1	3	205.7	9	204.9	5	204.9	6	205.7
6	64	Fernando Pedrera Martinez			PROMOCOPA	Volkswagen Golf GTI	206.5	3	206.1	6	203.3	8	200.7	7	197.4	4	202.8
7	10	Miguel Villacieros Sundmacher			EQUIPO GALLEGO RACING	Volkswagen Golf GTI	205.3	2	204.1	3	204.1	6	202.6	5	201.4	4	203.5
8	45	Alfredo De Castro Becerra			DRIVEX	Volkswagen Golf GTI	204.5	3	201.8	8	201.4	10	201.1	2	201.1	4	202.0
9	28	Arcadio Treviño Chamorro			RX PRO RACING	Volkswagen Golf GTI	201.4	4	198.5	2	198.1	3	196.7	8	193.2	6	197.6
10	90	Alejandro Martinez Rodriguez			ALEJANDRO MARTINEZ RODRIGUEZ	Volkswagen Golf GTI	199.2	8	198.5	9	195.2	14	194.2	2	193.5	6	196.1
11	88	Tomas Moreno Garcia			PROMOCOPA	Volkswagen Golf GTI	198.1	11	197.0	12	194.5	6	192.8	13	192.5	2	195.0
12	61	Antonio Contreras Conde			ANTONIO CONTRERAS CONDE	Volkswagen Golf GTI	174.1	12	169.5	7	169.2	14	169.0	2	169.0	3	170.2





Circuito de Madrid Jarama-RACE 3.850 m.

# Circuito de Madrid Jarama - RACE

## GTI Trophy

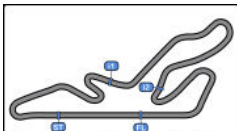
### CARRERA 1

#### Secuencia Vueltas Rápidas



Vta	Hora Día	Tiempo Sesión	Nº Piloto	Cat	Concursante	Vehiculo	Tiempo	Km/h
2	14:52:39.727	3:47.727	41 Ivan Riera Garcia		EFICAR TEAM	Volkswagen Golf GTI	1:52.775	122.8





Circuito de Madrid Jarama-RACE 3.850 m.

## Circuito de Madrid Jarama - RACE

### GTI Trophy

### CARRERA 1

### Mejor Máxima Velocidad del Evento



Nº	Piloto	Cat	Clas	Concursante	Vehiculo	Km/h	Sesión
19	Fernando Navarrete Rodrigo			PROMOCOPA	Volkswagen Golf GTI	209.3	CRONOMETRADOS 1
41	Ivan Riera Garcia			EFICAR TEAM	Volkswagen Golf GTI	209.3	CARRERA 1
96	Luis Alvarez Martinez-Forgue			PROMOCOPA	Volkswagen Golf GTI	209.3	CARRERA 1
60	Julian Mazuecos Fernandez			CIUDAD DE GETAFE	Volkswagen Golf GTI	207.2	CARRERA 1
64	Fernando Pedrera Martinez			PROMOCOPA	Volkswagen Golf GTI	206.8	CRONOMETRADOS 1
3	Alex Royo Aguadero			ESCUADERIA CERRO NEGRO	Volkswagen Golf GTI	206.8	CARRERA 1
90	Alejandro Martinez Rodriguez			ALEJANDRO MARTINEZ RODRIGUEZ	Volkswagen Golf GTI	206.5	CRONOMETRADOS 1
10	Miguel Vilacieros Sundmacher			EQUIPO GALLEGO RACING	Volkswagen Golf GTI	205.3	CARRERA 1
45	Alfredo De Castro Becerra			DRIVEX	Volkswagen Golf GTI	204.5	CARRERA 1
28	Arcadio Treviño Chamorro			RX PRO RACING	Volkswagen Golf GTI	201.4	CARRERA 1
88	Tomas Moreno Garcia			PROMOCOPA	Volkswagen Golf GTI	198.1	CARRERA 1
61	Antonio Contreras Conde			ANTONIO CONTRERAS	Volkswagen Golf GTI	174.1	CARRERA 1
77	Agustin Arce Pi			VSR MOTORSPORT	Volkswagen Golf GTI	79.7	ENTRENAMIENTO PRIVADO





# Circuito de Madrid Jarama - RACE

GTI Trophy

CARRERA 1

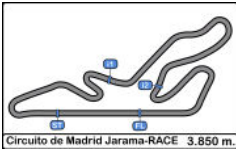
Cuentavueltas



## VTA

Nr	Pos	Grid	1	2	3	4	5	6	7	8	9	10	11	12	13	14	15
19	1	19	41	41	41	41	41	41	41	41	41	41	41	41	41	41	41
41	2	41	10	10	10	10	10	60	60	60	60	60	60	60	60	60	60
10	3	10	19	60	60	60	60	96	96	96	96	96	96	96	96	96	96
3	4	3	60	96	96	96	96	10	10	10	10	10	10	10	10	10	10
60	5	60	3	3	3	3	3	3	3	3	3	3	3	3	3	3	3
90	6	90	96	45	45	45	19	45	45	45	45	45	45	45	45	45	45
45	7	45	45	19	19	19	45	19	28	90	90	90	90	90	90	90	90
96	8	96	28	28	28	28	28	28	90	28	64	64	64	64	88	88	88
64	9	64	88	64	90	90	90	90	64	64	88	88	88	88	64	64	64
88	10	88	64	88	64	64	64	64	88	88	61	61	61	61	61	61	61
61	11	61	90	90	88	88	88	88	61	61							
28	12	28	61	61	61	61	61	61									





Circuito de Madrid Jarama - RACE


GTI Trophy

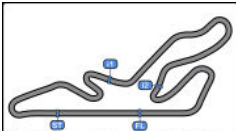
CARRERA 1

Cuentavueltas Gráfico



- 14
- 15
- 16
- 17
- 18
- 19
- 20
- 21
- 22





Circuito de Madrid Jarama-RACE 3.850 m.

Circuito de Madrid Jarama - RACE

GTI Trophy

CARRERA 1

Tiempos Parada en Pit



Ord.	Nr.	tiempo Dia Entrada	Piloto	Cat	Concursante	Vehiculo	T. Entrada	Nº Parada	Tiempo Pit
------	-----	--------------------	--------	-----	-------------	----------	------------	-----------	------------

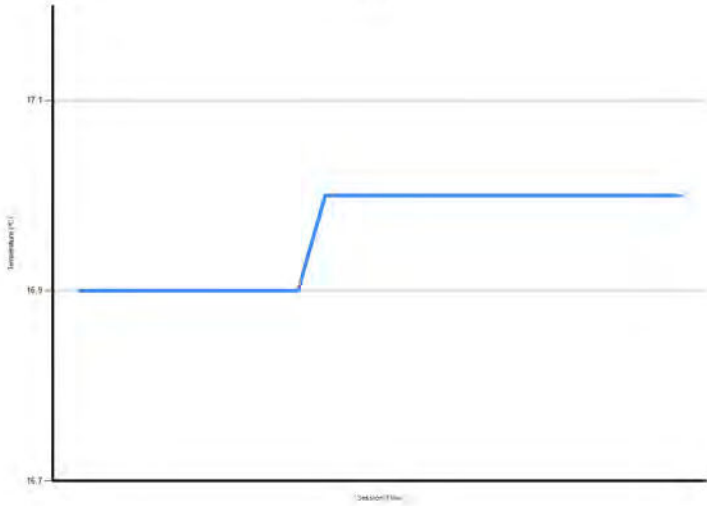




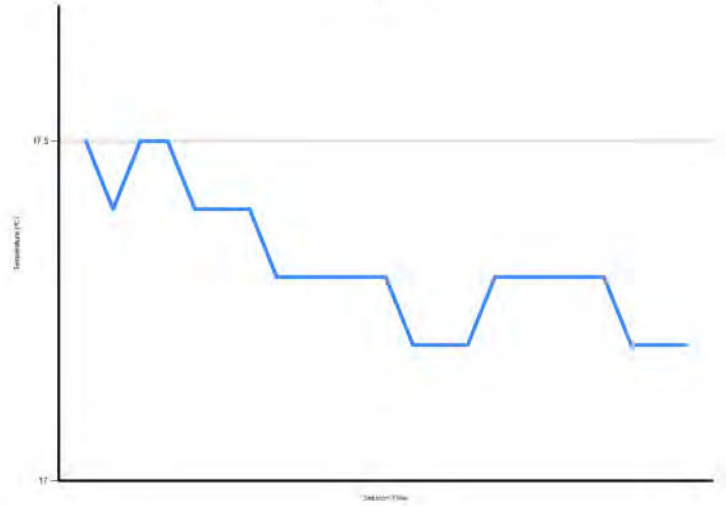
**Circuito de Madrid Jarama - RACE**  
**GTI Trophy**  
**CARRERA 1**  
**Informe Meteorológico**



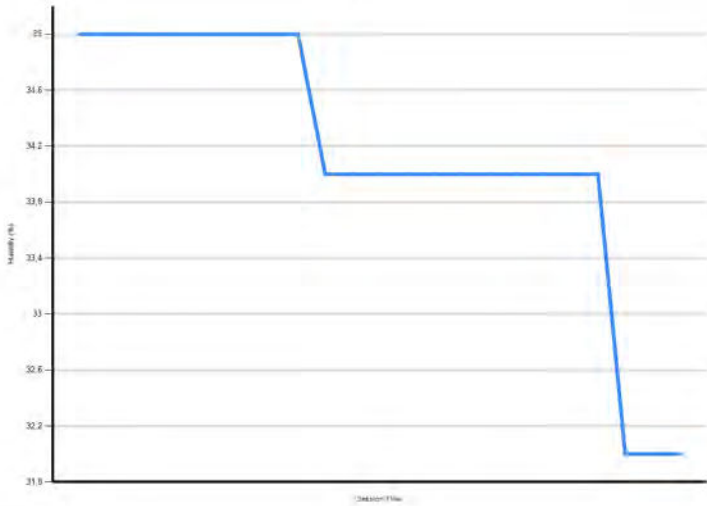
Temperatura Aire




Temperatura Pista



Humedad



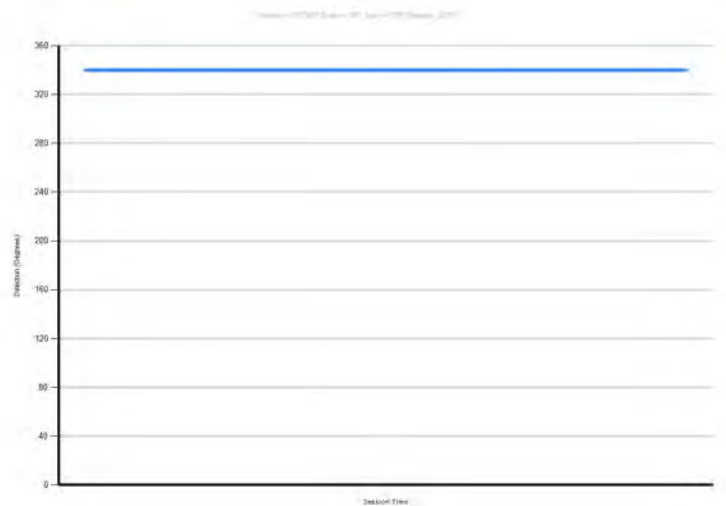
Presión



Velocidad Viento



Dirección Viento





**Circuito de Madrid Jarama - RACE**

**GTI Trophy  
CARRERA 1**



**Resultados Finales**

Clas	Nº	Piloto	Cat	Clas	Concursante	Vehiculo	Vtas.	Tiempo Total	Dif 1º	Interval	Km/h	Mejor	Tiempo	Km/h
1	41	Ivan Riera Garcia			EFICAR TEAM	Volkswagen Golf GTI	15	<b>28:30.534</b>			121.5	2	1:52.775	122.8
2	60	Julian Mazuecos Fernandez			CIUDAD DE GETAFE	Volkswagen Golf GTI	15	<b>28:32.832</b>	2.298	2.298	121.3	9	1:53.735	121.8
3	96	Luis Alvarez Martinez-Forgue			PROMOCOPA	Volkswagen Golf GTI	15	<b>28:33.223</b>	2.689	0.391	121.3	3	1:53.539	122.0
4	10	Miguel Villacieros Sundmacher			EQUIPO GALLEGO	Volkswagen Golf GTI	15	<b>28:36.131</b>	5.597	2.908	121.1	2	1:52.806	122.8
5	3	Alex Royo Aguadero			ESCUDERIA CERRO	Volkswagen Golf GTI	15	<b>28:52.744</b>	22.210	16.613	119.9	8	1:54.643	120.8
6	45	Alfredo De Castro Becerra			DRIVEX	Volkswagen Golf GTI	15	<b>29:18.261</b>	47.727	25.517	118.2	3	1:55.072	120.4
7	90	Alejandro Martinez Rodriguez			ALEJANDRO MARTINEZ RODRIGUEZ	Volkswagen Golf GTI	15	<b>30:12.132</b>	1:41.598	53.871	114.7	2	1:56.153	119.3
8	88	Tomas Moreno Garcia			PROMOCOPA	Volkswagen Golf GTI	15	<b>30:25.466</b>	1:54.932	13.334	113.8	12	2:00.535	114.9
9	64	Fernando Pedrera Martinez			PROMOCOPA	Volkswagen Golf GTI	14	<b>28:38.692</b>	1 Vta.	1 Vta.	112.8	5	1:59.129	116.3
10	61	Antonio Contreras Conde			ANTONIO CONTRERAS	Volkswagen Golf GTI	14	<b>30:20.871</b>	1 Vta.	1:42.179	106.5	12	2:07.774	108.4

**Not classified: (Requirements: 75% of number laps of leader = 12 Laps)**

28	Arcadio Treviño Chamorro			RX PRO RACING	Volkswagen Golf GTI	8	<b>15:57.756</b>	7 Vtas.	6 Vtas.	115.7	5	1:56.975	118.4
19	Fernando Navarrete Rodrigo			PROMOCOPA	Volkswagen Golf GTI	6	<b>11:46.611</b>	9 Vtas.	2 Vtas.	117.6	4	1:54.344	121.2

Vta. Rápida Ivan Riera Garcia en 1:52.775 a 122.8 Km/h en la vta. 2

Publicado a las:.....

Temp Pista: 17.2 °C Temp Aire: 17.0 °C Humedad: 32 % Estado Pista: SECA

**Comisarios Deportivos:**

Yolanda González

Sonia Roda

Ana B. García

CD-00507-ESP/M

CD-00490-ESP/M

CD-01724-ESP/M

**Cronometrador:**

María-Jesús Gamazo

JCR-00499-ESP/M





**Circuito de Madrid Jarama - RACE**

**GTI Trophy**

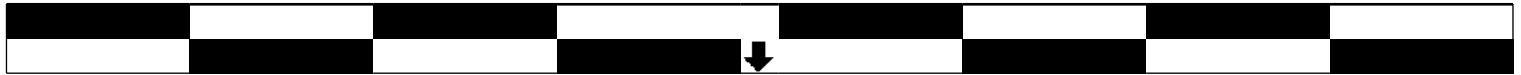
**CARRERA 2**

**Parrilla de Salida**



11	64	Fernando Pedrera Martinez		.6.
9	19	Fernando Navarrete Rodrigo	2:31.478	.5.
7	88	Tomas Moreno Garcia	2:02.482	.4.
5	45	Alfredo De Castro Becerra	1:53.893	.3.
3	96	Luis Alvarez Martinez-Forgue	1:52.930	.2.
1	41	Ivan Riera Garcia	1:52.062	.1.

	Alejandro Martinez Rodriguez	90	12
	Arcadio Treviño Chamorro	28	10
2:27.279	Antonio Contreras Conde	61	8
1:54.344	Alex Royo Aguadero	3	6
1:53.686	Julian Mazuecos Fernandez	60	4
1:52.806	Miguel Villacieros Sundmacher	10	2



**Pole**

Publicada a las:.....

**Comisarios Deportivos:**

Yolanda González

CD-00507-ESP/M

Sonia Roda

CD-00490-ESP/M

Ana B. García

CD-01724-ESP/M

**Cronometrador:**

*Maia Jesús Gamazo*  
Maia Jesús Gamazo  
JCR-00499-ESP/M





# Circuito de Madrid Jarama - RACE

## GTI Trophy CARRERA 2



### Resultados Provisionales

Clas	Nº	Piloto	Cat	Clas	Concursante	Vehiculo	Vtas.	Tiempo Total	Dif 1º	Interval	Km/h	Mejor	Tiempo	Km/h
1	96	Luis Alvarez Martinez-Forgue			PROMOCOPA	Volkswagen Golf GTI	15	28:22.539			122.1	4	1:52.835	122.8
2	60	Julian Mazuecos Fernandez			CIUDAD DE GETAFE	Volkswagen Golf GTI	15	28:33.073	10.534	10.534	121.3	4	1:53.418	122.2
3	19	Fernando Navarrete Rodrigo			PROMOCOPA	Volkswagen Golf GTI	15	28:42.355	19.816	9.282	120.7	2	1:53.202	122.4
4	3	Alex Royo Aguadero			ESCUADERIA CERRO	Volkswagen Golf GTI	15	28:46.346	23.807	3.991	120.4	14	1:54.276	121.2
5	45	Alfredo De Castro Becerra			DRIVEX	Volkswagen Golf GTI	15	28:49.781	27.242	3.435	120.1	5	1:54.654	120.8
6	90	Alejandro Martinez Rodriguez			ALEJANDRO MARTINEZ RODRIGUEZ	Volkswagen Golf GTI	15	29:38.939	1:16.400	49.158	116.8	2	1:57.125	118.3
7	88	Tomas Moreno Garcia			PROMOCOPA	Volkswagen Golf GTI	15	30:13.678	1:51.139	34.739	114.6	7	2:00.069	115.4
8	64	Fernando Pedrera Martinez			PROMOCOPA	Volkswagen Golf GTI	14	28:34.105	1 Vta.	1 Vta.	113.2	6	2:00.813	114.7
9	61	Antonio Contreras Conde			ANTONIO CONTRERAS	Volkswagen Golf GTI	13	28:28.673	2 Vtas.	1 Vta.	105.4	3	2:09.883	106.7
<b>Not classified: (Requirements: 75% of number laps of leader = 12 Laps)</b>														
	10	Miguel Villaceros Sundmacher			EQUIPO GALLEGO	Volkswagen Golf GTI	10	18:50.261	5 Vtas.	3 Vtas.	122.6	9	1:52.421	123.2
	41	Ivan Riera Garcia			EFICAR TEAM	Volkswagen Golf GTI	3	5:53.373	12 Vtas.	7 Vtas.	117.6	2	1:52.936	122.7
	28	Arcadio Treviño Chamorro			RX PRO RACING	Volkswagen Golf GTI								

Vta. Rápida Miguel Villaceros Sundmacher en 1:52.421 a 123.2 Km/h en la vta. 9

Publicado a las:.....

Temp Pista: 15.3 °C Temp Aire: 16.3 °C Humedad: 38 % Estado Pista: SECA

#### Director Carrera:

José F. Vélez

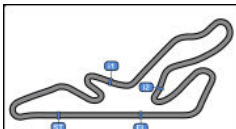
DC-00725-ESP/M

#### Cronometrador:

María-Jesús Gamazo

JCR-00499-ESP/M





# Circuito de Madrid Jarama - RACE

## GTI Trophy CARRERA 2



Circuito de Madrid Jarama-RACE 3.850 m.

### Resultados Provisionales por Categoría

Clas	Nº	Piloto	Cat	Clas	Concursante	Vehiculo	Vtas.	Tiempo Total	Dif 1º	Interval	Km/h	Mejor	Tiempo	Km/h
1	96	Luis Alvarez Martinez-Forgue			PROMOCOPA	Volkswagen Golf GTI	15	28:22.539			122.1	4	1:52.835	122.8
2	60	Julian Mazuecos Fernandez			CIUDAD DE GETAFE	Volkswagen Golf GTI	15	28:33.073	10.534	10.534	121.3	4	1:53.418	122.2
3	19	Fernando Navarrete Rodrigo			PROMOCOPA	Volkswagen Golf GTI	15	28:42.355	19.816	9.282	120.7	2	1:53.202	122.4
4	3	Alex Royo Aguadero			ESCUADERIA CERRO	Volkswagen Golf GTI	15	28:46.346	23.807	3.991	120.4	14	1:54.276	121.2
5	45	Alfredo De Castro Becerra			DRIVEX	Volkswagen Golf GTI	15	28:49.781	27.242	3.435	120.1	5	1:54.654	120.8
6	90	Alejandro Martinez Rodriguez			ALEJANDRO MARTINEZ RODRIGUEZ	Volkswagen Golf GTI	15	29:38.939	1:16.400	49.158	116.8	2	1:57.125	118.3
7	88	Tomas Moreno Garcia			PROMOCOPA	Volkswagen Golf GTI	15	30:13.678	1:51.139	34.739	114.6	7	2:00.069	115.4
8	64	Fernando Pedrera Martinez			PROMOCOPA	Volkswagen Golf GTI	14	28:34.105	1 Vta.	1 Vta.	113.2	6	2:00.813	114.7
9	61	Antonio Contreras Conde			ANTONIO CONTRERAS	Volkswagen Golf GTI	13	28:28.673	2 Vtas.	1 Vta.	105.4	3	2:09.883	106.7
<b>Not classified: (Requirements: 75% of number laps of leader = 12 Laps)</b>														
	10	Miguel Villaceros Sundmacher			EQUIPO GALLEGO	Volkswagen Golf GTI	10	18:50.261	5 Vtas.	3 Vtas.	122.6	9	1:52.421	123.2
	41	Ivan Riera Garcia			EFICAR TEAM	Volkswagen Golf GTI	3	5:53.373	12 Vtas.	7 Vtas.	117.6	2	1:52.936	122.7
	28	Arcadio Treviño Chamorro			RX PRO RACING	Volkswagen Golf GTI								

Vta. Rápida Miguel Villaceros Sundmacher en 1:52.421 a 123.2 Km/h en la vta. 9

Publicado a las:.....

Temp Pista: 15.3 °C Temp Aire: 16.3 °C Humedad: 38 % Estado Pista: SECA

#### Director Carrera:

José F. Vélez

DC-00725-ESP/M

#### Cronometrador:

María-Jesús Gamazo

JCR-00499-ESP/M





## Circuito de Madrid Jarama - RACE

GTI Trophy

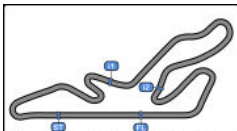
CARRERA 2



### Clasificación Provisional por Vuelta Rápida de Piloto

Cl	Nº	Piloto	Cat	Clas	Concursante	Vehiculo	Vtas.	Mejor	Tiempo	Dif 1º	Interval	Km/h
1	10	Miguel Villaceros Sundmacher			EQUIPO GALLEGO	Volkswagen Golf GTI	10	9	1:52.421			123.2
2	96	Luis Alvarez Martinez-Forgue			PROMOCOPA	Volkswagen Golf GTI	15	4	1:52.835	0.414	0.414	122.8
3	41	Ivan Riera Garcia			EFICAR TEAM	Volkswagen Golf GTI	3	2	1:52.936	0.515	0.101	122.7
4	19	Fernando Navarrete Rodrigo			PROMOCOPA	Volkswagen Golf GTI	15	2	1:53.202	0.781	0.266	122.4
5	60	Julian Mazuecos Fernandez			CIUDAD DE GETAFE	Volkswagen Golf GTI	15	4	1:53.418	0.997	0.216	122.2
6	3	Alex Royo Aguadero			ESCUDERIA CERRO	Volkswagen Golf GTI	15	14	1:54.276	1.855	0.858	121.2
7	45	Alfredo De Castro Becerra			DRIVEX	Volkswagen Golf GTI	15	5	1:54.654	2.233	0.378	120.8
8	90	Alejandro Martinez Rodriguez			ALEJANDRO MARTINEZ RODRIGUEZ	Volkswagen Golf GTI	15	2	1:57.125	4.704	2.471	118.3
9	88	Tomas Moreno Garcia			PROMOCOPA	Volkswagen Golf GTI	15	7	2:00.069	7.648	2.944	115.4
10	64	Fernando Pedrera Martinez			PROMOCOPA	Volkswagen Golf GTI	14	6	2:00.813	8.392	0.744	114.7
11	61	Antonio Contreras Conde			ANTONIO CONTRERAS	Volkswagen Golf GTI	13	3	2:09.883	17.462	9.070	106.7





Circuito de Madrid Jarama-RACE 3.850 m.

# Circuito de Madrid Jarama - RACE

## GTI Trophy CARRERA 2



### Distancia y Velocidad Media

Clas	Nº	Piloto	Cat	Clas	Concursante	Vehiculo	Vtas.	Distancia	Tiempo Total	Km/h
1	96	Luis Alvarez Martinez-Forgue			PROMOCOPA	Volkswagen Golf GTI	15	57.75	28:22.539	122.1
2	60	Julian Mazuecos Fernandez			CIUDAD DE GETAFE	Volkswagen Golf GTI	15	57.75	28:33.073	121.3
3	19	Fernando Navarrete Rodrigo			PROMOCOPA	Volkswagen Golf GTI	15	57.75	28:42.355	120.7
4	3	Alex Royo Aguadero			ESCUADERIA CERRO NEGRO	Volkswagen Golf GTI	15	57.75	28:46.346	120.4
5	45	Alfredo De Castro Becerra			DRIVEX	Volkswagen Golf GTI	15	57.75	28:49.781	120.1
6	90	Alejandro Martinez Rodriguez			ALEJANDRO MARTINEZ RODRIGUEZ	Volkswagen Golf GTI	15	57.75	29:38.939	116.8
7	88	Tomas Moreno Garcia			PROMOCOPA	Volkswagen Golf GTI	15	57.75	30:13.678	114.6
8	64	Fernando Pedrera Martinez			PROMOCOPA	Volkswagen Golf GTI	14	53.90	28:34.105	113.2
9	61	Antonio Contreras Conde			ANTONIO CONTRERAS CONDE	Volkswagen Golf GTI	13	50.05	28:28.673	105.4
10	10	Miguel Villacien Sundmacher			EQUIPO GALLEGO RACING	Volkswagen Golf GTI	10	38.50	18:50.261	122.6
11	41	Ivan Riera Garcia			EFICAR TEAM	Volkswagen Golf GTI	3	11.55	5:53.373	117.6
12	28	Arcadio Treviño Chamorro			RX PRO RACING	Volkswagen Golf GTI	0			





# Circuito de Madrid Jarama - RACE

## GTI Trophy CARRERA 2

### Tiempos Por Vuelta



**3** Alex Royo Aguadero Volkswagen Golf GTI

**41** Ivan Riera Garcia Volkswagen Golf GTI

ESCUDERIA CERRO NEGRO

EFICAR TEAM

Vta	D	Tiempo	Sector 1	Sector 2	Sector 3	T. Spd	Elapsed
1		1:57.234	46.774	38.104	32.356	115.3	1:57.234
2		1:55.075	44.459	38.222	32.394	191.8	3:52.309
3		1:55.068	44.320	38.475	32.273	202.6	5:47.377
4		1:54.885	44.444	38.206	32.235	202.2	7:42.262
5		1:54.848	44.239	38.466	32.143	203.3	9:37.110
6		1:55.485	44.103	39.209	32.173	203.3	11:32.595
7		1:54.767	44.401	38.360	32.006	201.1	13:27.362
8		1:54.815	44.210	38.454	32.151	202.6	15:22.177
9		1:54.459	44.230	38.159	32.070	200.7	17:16.636
10		1:54.921	44.289	38.414	32.218	202.6	19:11.557
11		1:55.278	44.272	38.398	32.608	204.9	21:06.835
12		1:55.597	44.802	38.500	32.295	197.8	23:02.432
13		1:54.981	44.244	38.637	32.100	203.3	24:57.413
14		1:54.276	43.981	38.230	32.065	196.7	26:51.689
15		1:54.657	44.074	38.364	32.219	204.9	28:46.346

**10** Miguel Villaceros Sundmacher Volkswagen Golf GTI

EQUIPO GALLEGO RACING

Vta	D	Tiempo	Sector 1	Sector 2	Sector 3	T. Spd	Elapsed
1		1:55.052	45.363	38.131	31.558	106.4	1:55.052
2		1:53.119	43.817	37.754	31.548	193.5	3:48.171
3		1:53.283	43.818	37.703	31.762	194.9	5:41.454
4		1:52.849	43.547	37.633	31.669	197.0	7:34.303
5		1:52.795	43.526	37.781	31.488	197.0	9:27.098
6		1:52.903	43.588	37.769	31.546	194.5	11:20.001
7		1:52.608	43.490	37.602	31.516	194.9	13:12.609
8		1:52.609	43.557	37.567	31.485	193.8	15:05.218
9		1:52.421	43.437	37.555	31.429	196.3	16:57.639
10		1:52.622	43.514	37.678	31.430	193.5	18:50.261
11			45.377	53.402		192.1	

**19** Fernando Navarrete Rodrigo Volkswagen Golf GTI

PROMOCOPIA

Vta	D	Tiempo	Sector 1	Sector 2	Sector 3	T. Spd	Elapsed
1		1:57.392	47.280	38.168	31.944	127.2	1:57.392
2		1:53.202	43.762	37.446	31.994	204.5	3:50.594
3		1:53.340	43.725	37.612	32.003	202.2	5:43.934
4		1:53.434	43.862	37.605	31.967	192.1	7:37.368
5		1:53.315	43.864		2:25.282	198.1	9:30.683
6		1:54.560	44.449	38.018	32.093	206.8	11:25.243
7		1:54.054	44.440		2:26.147	208.0	13:19.297
8		1:53.728	44.024		4:19.875	197.8	15:13.025
9		1:54.327	44.592		6:14.202	208.8	17:07.352
10		1:53.718	43.893	37.939	31.886	197.4	19:01.070
11		1:54.100	43.915		2:25.986	200.0	20:55.170
12		1:54.541	44.337	38.096	32.108	198.5	22:49.711
13		2:03.535	53.466	38.070	31.999	212.5	24:53.246
14		1:54.234	44.402	37.859	31.973	199.6	26:47.480
15		1:54.875	44.608	37.893	32.374	194.5	28:42.355

**45** Alfredo De Castro Becerra Volkswagen Golf GTI

DRIVEX

Vta	D	Tiempo	Sector 1	Sector 2	Sector 3	T. Spd	Elapsed
1		1:59.830	48.770	38.805	32.255	107.7	1:59.830
2		1:54.685	44.209	38.434	32.042	207.6	3:54.515
3		1:54.709	44.219	38.546	31.944	204.5	5:49.224
4		1:54.688	44.335	38.373	31.980	198.1	7:43.912
5		1:54.654	44.323	38.217	32.114	201.8	9:38.566
6		1:54.753	44.103	38.396	32.254	203.0	11:33.319
7		1:55.404	44.767	38.466	32.171	197.0	13:28.723
8		1:54.757	44.357	38.432	31.968	200.7	15:23.480
9		1:54.707	44.278	38.321	32.108	203.3	17:18.187
10		1:54.908	44.377	38.210	32.321	203.7	19:13.095
11		1:55.740	44.522	38.478	32.740	200.3	21:08.835
12		1:55.252	44.727	38.388	32.137	202.2	23:04.087
13		1:55.455	44.579	38.473	32.403	200.0	24:59.542
14		1:54.808	44.355	38.329	32.124	202.2	26:54.350
15		1:55.431	44.405	38.671	32.355	203.7	28:49.781

**60** Julian Mazuecos Fernandez Volkswagen Golf GTI

CIUDAD DE GETAFE

Vta	D	Tiempo	Sector 1	Sector 2	Sector 3	T. Spd	Elapsed
1		1:56.252	46.124	38.083	32.045	114.4	1:56.252
2		1:53.686	43.825	37.935	31.926	197.8	3:49.938
3		1:53.425	43.723	37.762	31.940	200.0	5:43.363
4		1:53.418	43.808	37.698	31.912	200.3	7:36.781
5		1:53.490	43.942	37.695	31.853	204.9	9:30.271
6		1:54.394	44.410	38.100	31.884	206.5	11:24.665
7		1:54.223	44.238	38.151	31.834	204.9	13:18.888
8		1:53.827	43.920	37.840	32.067	201.8	15:12.715
9		1:54.061	44.300	37.840	31.921	202.2	17:06.776
10		1:53.951	44.076	37.900	31.975	198.8	19:00.727
11		1:54.227	43.773	37.655	32.799	199.2	20:54.954
12		1:54.375	44.151	37.862	32.362	202.6	22:49.329
13		1:54.490	44.135	38.142	32.213	197.0	24:43.819
14		1:53.957	44.035	37.811	32.111	199.2	26:37.776
15		1:55.297	44.385	38.592	32.320	197.4	28:33.073





# Circuito de Madrid Jarama - RACE

## GTI Trophy CARRERA 2

### Tiempos Por Vuelta



**61** Antonio Contreras Conde Volkswagen Golf GTI  
ANTONIO CONTRERAS CONDE

**90** Alejandro Martinez Rodriguez Volkswagen Golf GTI  
ALEJANDRO MARTINEZ

Vta	D	Tiempo	Sector 1	Sector 2	Sector 3	T. Spd	Elapsed
1		2:13.376	52.787	44.110	36.479	101.7	2:13.376
2		2:10.038	49.240	44.159	36.639	166.9	4:23.414
3		<b>2:09.883</b>	49.171	43.976	36.736	164.3	6:33.297
4		2:10.919	49.945	44.038	36.936	165.6	8:44.216
5		2:10.470	49.190	44.598	36.682	165.1	10:54.686
6		2:10.455	49.568	44.634	36.253	164.3	13:05.141
7		2:13.044	49.539	44.463	39.042	165.8	15:18.185
8		2:11.719	51.543	<b>43.807</b>	36.369	164.8	17:29.904
9		2:12.476	49.260	46.979	<b>36.237</b>	165.3	19:42.380
10		2:11.950	50.085	44.355	37.510	146.7	21:54.330
11		2:10.095	49.183	44.404	36.508	164.3	24:04.425
12		2:11.905	<b>49.111</b>	46.199	36.595	164.3	26:16.330
13		2:12.343	49.307	45.919	37.117	164.6	28:28.673
14		57.340					

Vta	D	Tiempo	Sector 1	Sector 2	Sector 3	T. Spd	Elapsed
1		2:03.944	51.630	39.262	33.052	125.1	2:03.944
2		<b>1:57.125</b>	<b>44.484</b>	39.649	32.992	197.4	4:01.069
3		1:57.845	45.317	39.384	33.144	193.2	5:58.914
4		1:57.361	45.114	39.292	32.955	190.4	7:56.275
5		1:57.475	45.256	<b>39.024</b>	33.195	188.4	9:53.750
6		1:58.249	45.345	39.686	33.218	191.8	11:51.999
7		1:58.014	45.236	39.439	33.339	191.8	13:50.013
8		1:58.376	45.305	39.676	33.395	190.4	15:48.389
9		1:57.988	45.490	39.296	33.202	181.2	17:46.377
10		1:57.965	45.542	39.551	<b>32.872</b>	182.4	19:44.342
11		1:58.081	45.244	39.460	33.377	181.2	21:42.423
12		1:59.552	45.774	40.056	33.722	179.1	23:41.975
13		1:59.972	46.237	40.112	33.623	177.0	25:41.947
14		1:58.869	45.799	39.786	33.284	188.4	27:40.816
15		1:58.123	45.565	39.324	33.234	189.1	29:38.939

**64** Fernando Pedrera Martinez Volkswagen Golf GTI  
PROMOCOPA

**96** Luis Alvarez Martinez-Forgue Volkswagen Golf GTI  
PROMOCOPA

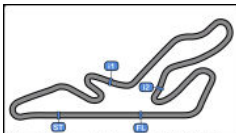
Vta	D	Tiempo	Sector 1	Sector 2	Sector 3	T. Spd	Elapsed
1		2:05.781	52.085	<b>40.111</b>	<b>33.585</b>	117.1	2:05.781
2		2:01.282	46.955	40.162	34.165	193.2	4:07.063
3		2:00.823	46.081	40.456	34.286	199.6	6:07.886
4		2:02.504	46.942	41.304	34.258	191.1	8:10.390
5		2:00.930	<b>45.949</b>	40.819	34.162	194.5	10:11.320
6		<b>2:00.813</b>	46.386	40.385	34.042	196.0	12:12.133
7		2:02.376	46.121	40.882	35.373	193.8	14:14.509
8		2:02.972	47.519	41.034	34.419	178.5	16:17.481
9		2:01.106	46.347	40.340	34.419	190.8	18:18.587
10		2:01.657	46.657	40.950	34.050	190.1	20:20.244
11		2:02.635	46.350	41.294	34.991	195.6	22:22.879
12		2:02.583	46.389	41.516	34.678	194.5	24:25.462
13		2:04.410	46.872	41.612	35.926	188.4	26:29.872
14		2:04.233	46.513	43.171	34.549	187.8	28:34.105

Vta	D	Tiempo	Sector 1	Sector 2	Sector 3	T. Spd	Elapsed
1		1:55.361	45.790	38.055	31.516	111.9	1:55.361
2		1:53.186	43.863	37.834	<b>31.489</b>	196.3	3:48.547
3		1:53.333	43.684	37.955	31.694	202.2	5:41.880
4		<b>1:52.835</b>	43.425	37.875	31.535	203.3	7:34.715
5		1:53.010	43.513	37.748	31.749	208.0	9:27.725
6		1:53.052	43.487	37.949	31.616	205.3	11:20.777
7		1:52.902	43.522	37.770	31.610	205.7	13:13.679
8		1:52.885	43.609	<b>37.708</b>	31.568	198.5	15:06.564
9		1:53.006	43.449	37.746	31.811	203.0	16:59.570
10		1:53.190	43.513	37.713	31.964	199.2	18:52.760
11		1:53.452	<b>43.419</b>		2:25.416	204.9	20:46.212
12		1:54.186	43.849	38.348	31.989	195.2	22:40.398
13		1:53.640	43.683	38.214	31.743	194.2	24:34.038
14		1:53.698	43.771	38.104	31.823	192.8	26:27.736
15		1:54.803	44.423	38.681	31.699	185.5	28:22.539

**88** Tomas Moreno Garcia Volkswagen Golf GTI  
PROMOCOPA

Vta	D	Tiempo	Sector 1	Sector 2	Sector 3	T. Spd	Elapsed
1		2:02.003	49.007	<b>39.542</b>	<b>33.454</b>	107.8	2:02.003
2		2:00.898	45.510	40.913	34.475	201.4	4:02.901
3		2:00.564	46.106	40.414	34.044	192.5	6:03.465
4		2:00.790	45.780	40.965	34.045	190.8	8:04.255
5		2:00.503	45.670	40.779	34.054	198.8	10:04.758
6		2:01.768	46.312	41.100	34.356	190.1	12:06.526
7		<b>2:00.069</b>	45.703	40.427	33.939	200.7	14:06.595
8		2:00.587	45.874	40.556	34.157	196.0	16:07.182
9		2:00.360	45.912	40.525	33.923	203.0	18:07.542
10		2:00.599	45.757	40.689	34.153	197.4	20:08.141
11		2:00.795	46.210	40.492	34.093	196.7	22:08.936
12		2:01.458	46.268	40.716	34.474	191.1	24:10.394
13		2:01.019	<b>45.504</b>	40.765	34.750	201.1	26:11.413
14		2:00.855	45.817	40.736	34.302	197.8	28:12.268
15		2:01.410	45.827	40.988	34.595	201.1	30:13.678





# Circuito de Madrid Jarama - RACE

## GTI Trophy CARRERA 2



Circuito de Madrid Jarama-RACE 3.850 m.

### Análisis

#### Num Tiempo Vta. Dif 1º

##### Vta 1

41	1:54.747	
10	1:55.052	00.305
96	1:55.361	00.614
60	1:56.252	01.505
3	1:57.234	02.487
19	1:57.392	02.645
45	1:59.830	05.083
88	2:02.003	07.256
90	2:03.944	09.197
64	2:05.781	11.034
61	2:13.376	18.629

#### Num Tiempo Vta. Dif 1º

##### Vta 2

41	1:52.936	
10	1:53.119	00.488
96	1:53.186	00.864
60	1:53.686	02.255
19	1:53.202	02.911
3	1:55.075	04.626
45	1:54.685	06.832
90	1:57.125	13.386
88	2:00.898	15.218
64	2:01.282	19.380
61	2:10.038	35.731

#### Num Tiempo Vta. Dif 1º

##### Vta 3

10	1:53.283	
96	1:53.333	00.426
60	1:53.425	01.909
19	1:53.340	02.480
3	1:55.068	05.923
45	1:54.709	07.770
41	2:05.690	11.919
90	1:57.845	17.460
88	2:00.564	22.011
64	2:00.823	26.432
61	2:09.883	51.843

#### Num Tiempo Vta. Dif 1º

##### Vta 4

10	1:52.849	
96	1:52.835	00.412
60	1:53.418	02.478
19	1:53.434	03.065
3	1:54.885	07.959
45	1:54.688	09.609
90	1:57.361	21.972
88	2:00.790	29.952
64	2:02.504	36.087
61	2:10.919	1:09.913

#### Num Tiempo Vta. Dif 1º

##### Vta 5

10	1:52.795	
96	1:53.010	00.627
60	1:53.490	03.173
19	1:53.315	03.585

#### Num Tiempo Vta. Dif 1º

##### Vta 6

3	1:54.848	10.012
45	1:54.654	11.468
90	1:57.475	26.652
88	2:00.503	37.660
64	2:00.930	44.222
61	2:10.470	1:27.588

#### Num Tiempo Vta. Dif 1º

##### Vta 7

10	1:52.903	
96	1:53.052	00.776
60	1:54.394	04.664
19	1:54.560	05.242
3	1:55.485	12.594
45	1:54.753	13.318
90	1:58.249	31.998
88	2:01.768	46.525
64	2:00.813	52.132
61	2:10.455	1:45.140

#### Num Tiempo Vta. Dif 1º

##### Vta 8

10	1:52.608	
96	1:52.902	01.070
60	1:54.223	06.279
19	1:54.054	06.688
3	1:54.767	14.753
45	1:55.404	16.114
90	1:58.014	37.404
88	2:00.069	53.986
64	2:02.376	1:01.900

#### Num Tiempo Vta. Dif 1º

##### Vta 9

10	1:52.609	
96	1:52.885	01.346
60	1:53.827	07.497
19	1:53.728	07.807
61	2:13.044	1 Lap
3	1:54.815	16.959
45	1:54.757	18.262
90	1:58.376	43.171
88	2:00.587	1:01.964
64	2:02.972	1:12.263

#### Num Tiempo Vta. Dif 1º

##### Vta 10

10	1:52.421	
96	1:53.006	01.931
60	1:54.061	09.137
19	1:54.327	09.713
3	1:54.459	18.997
45	1:54.707	20.548
61	2:11.719	1 Lap
90	1:57.988	48.738
88	2:00.360	1:09.903
64	2:01.106	1:20.948

#### Num Tiempo Vta. Dif 1º

##### Vta 11

10	1:52.622	
96	1:53.190	02.499
60	1:53.951	10.466
19	1:53.718	10.809
3	1:54.921	21.296
45	1:54.908	22.834
61	2:12.476	1 Lap
90	1:57.965	54.081
88	2:00.599	1:17.880
64	2:01.657	1:29.983

#### Num Tiempo Vta. Dif 1º

##### Vta 12

96	1:53.452	
60	1:54.227	08.742
19	1:54.100	08.958
3	1:55.278	20.623
45	1:55.740	22.623
90	1:58.081	56.211
61	2:11.950	1 Lap
88	2:00.795	1:22.724
64	2:02.635	1:36.667

#### Num Tiempo Vta. Dif 1º

##### Vta 13

96	1:54.186	
60	1:54.375	08.931
19	1:54.541	09.313
3	1:55.597	22.034
45	1:55.252	23.689
90	1:59.552	1:01.577
61	2:10.095	1 Lap
88	2:01.458	1:29.996
64	2:02.583	1:45.064

#### Num Tiempo Vta. Dif 1º

##### Vta 14

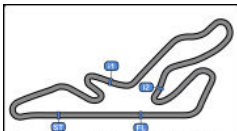
96	1:53.640	
60	1:54.490	09.781
19	2:03.535	19.208
3	1:54.981	23.375
45	1:55.455	25.504
90	1:59.972	1:07.909
88	2:01.019	1:37.375
61	2:11.905	1 Lap

#### Num Tiempo Vta. Dif 1º

##### Vta 15

96	1:54.803	
61	2:12.343	2 Laps
60	1:55.297	10.534
64	2:04.233	1 Lap
19	1:54.875	19.816
3	1:54.657	23.807
45	1:55.431	27.242
90	1:58.123	1:16.400
88	2:01.410	1:51.139





# Circuito de Madrid Jarama - RACE

## GTI Trophy CARRERA 2



### Mejores Sectores

Circuito de Madrid Jarama-RACE 3.850 m.

Sector - 1				Sector - 2				Sector - 3				Vta. Ideal vs Mejor Vta.			
Clas	Nº	Piloto	Tiempo	Nº	Piloto	Tiempo	Nº	Piloto	Tiempo	Clas	Nº	Piloto	Vta. Ideal	Mejor Vta.	Clas
1	96	Luis Alvarez Martinez-Forgue	43.419	19	Fernando Navarrete Rodrigo	37.446	10	Miguel Villaceros Sundmacher	31.429	1	10	Miguel Villaceros Sundmacher	1:52.421	1:52.421	1
2	41	Ivan Riera Garcia	43.434	10	Miguel Villaceros Sundmacher	37.555	96	Luis Alvarez Martinez-Forgue	31.489	2	96	Luis Alvarez Martinez-Forgue	1:52.616	1:52.835	2
3	10	Miguel Villaceros Sundmacher	43.437	41	Ivan Riera Garcia	37.638	41	Ivan Riera Garcia	31.697	3	41	Ivan Riera Garcia	1:52.769	1:52.936	3
4	60	Julian Mazuecos Fernandez	43.723	60	Julian Mazuecos Fernandez	37.655	60	Julian Mazuecos Fernandez	31.834	4	19	Fernando Navarrete Rodrigo	1:53.057	1:53.202	4
5	19	Fernando Navarrete Rodrigo	43.725	96	Luis Alvarez Martinez-Forgue	37.708	19	Fernando Navarrete Rodrigo	31.886	5	60	Julian Mazuecos Fernandez	1:53.212	1:53.418	5
6	3	Alex Royo Aguadero	43.981	3	Alex Royo Aguadero	38.104	45	Alfredo De Castro Becerra	31.944	6	3	Alex Royo Aguadero	1:54.091	1:54.276	6
7	45	Alfredo De Castro Becerra	44.103	45	Alfredo De Castro Becerra	38.210	3	Alex Royo Aguadero	32.006	7	45	Alfredo De Castro Becerra	1:54.257	1:54.654	7
8	90	Alejandro Martinez Rodriguez	44.484	90	Alejandro Martinez Rodriguez	39.024	90	Alejandro Martinez Rodriguez	32.872	8	90	Alejandro Martinez Rodriguez	1:56.380	1:57.125	8
9	88	Tomas Moreno Garcia	45.504	88	Tomas Moreno Garcia	39.542	88	Tomas Moreno Garcia	33.454	9	88	Tomas Moreno Garcia	1:58.500	2:00.069	9
10	64	Fernando Pedrera Martinez	45.949	64	Fernando Pedrera Martinez	40.111	64	Fernando Pedrera Martinez	33.585	10	64	Fernando Pedrera Martinez	1:59.645	2:00.813	10
11	61	Antonio Contreras Conde	49.111	61	Antonio Contreras Conde	43.807	61	Antonio Contreras Conde	36.237	11	61	Antonio Contreras Conde	2:09.155	2:09.883	11





Circuito de Madrid Jarama - RACE

GTI Trophy

CARRERA 2

Secuencia Líder



Nº	Piloto	Cat	Clas	Concursante	Vehiculo	Vta. Inicio	Vta. Fin	Vtas.	Total Laps
41	Ivan Riera Garcia			EFICAR TEAM	Volkswagen Golf GTI	1	2	2	2
10	Miguel Villacieros Sundmacher			EQUIPO GALLEGO RACING	Volkswagen Golf GTI	3	10	8	8
96	Luis Alvarez Martinez-Forgue			PROMOCOPA	Volkswagen Golf GTI	11	15	5	5





# Circuito de Madrid Jarama - RACE

## GTI Trophy CARRERA 2

### 5 Mejores Tiempos



Circuito de Madrid Jarama-RACE 3.850 m.

Cls	Nº	Piloto	Cat	Cls	Concursante	Vehiculo	Mejor 1		Mejor 2		Mejor 3		Mejor 4		Mejor 5	
							Tiempo	Vta	Tiempo	Vta	Tiempo	Vta	Tiempo	Vta	Tiempo	Vta
1	10	Miguel Villaceros Sundmacher			EQUIPO GALLEGO	Volkswagen Golf GTI	1:52.421	9	1:52.608	7	1:52.609	8	1:52.622	10	1:52.795	5
2	96	Luis Alvarez Martínez-Forgue			PROMOCOPA	Volkswagen Golf GTI	1:52.835	4	1:52.885	8	1:52.902	7	1:53.006	9	1:53.010	5
3	41	Ivan Riera Garcia			EFICAR TEAM	Volkswagen Golf GTI	1:52.936	2	1:54.747	1	2:05.690	3				
4	19	Fernando Navarrete Rodrigo			PROMOCOPA	Volkswagen Golf GTI	1:53.202	2	1:53.315	5	1:53.340	3	1:53.434	4	1:53.718	10
5	60	Julian Mazuecos Fernandez			CIUDAD DE GETAFE	Volkswagen Golf GTI	1:53.418	4	1:53.425	3	1:53.490	5	1:53.686	2	1:53.827	8
6	3	Alex Royo Aguadero			ESCUDERIA CERRO	Volkswagen Golf GTI	1:54.276	14	1:54.459	9	1:54.657	15	1:54.767	7	1:54.815	8
7	45	Alfredo De Castro Becerra			DRIVEX	Volkswagen Golf GTI	1:54.654	5	1:54.685	2	1:54.688	4	1:54.707	9	1:54.709	3
8	90	Alejandro Martínez Rodríguez			ALEJANDRO MARTINEZ	Volkswagen Golf GTI	1:57.125	2	1:57.361	4	1:57.475	5	1:57.845	3	1:57.965	10
9	88	Tomas Moreno Garcia			PROMOCOPA	Volkswagen Golf GTI	2:00.069	7	2:00.360	9	2:00.503	5	2:00.564	3	2:00.587	8
10	64	Fernando Pedrera Martínez			PROMOCOPA	Volkswagen Golf GTI	2:00.813	6	2:00.823	3	2:00.930	5	2:01.106	9	2:01.282	2
11	61	Antonio Contreras Conde			ANTONIO CONTRERAS	Volkswagen Golf GTI	2:09.883	3	2:10.038	2	2:10.095	11	2:10.455	6	2:10.470	5





# Circuito de Madrid Jarama - RACE

## GTI Trophy CARRERA 2

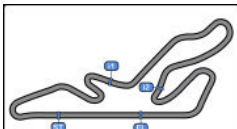


### 5 Mejores Velocidades

Circuito de Madrid Jarama-RACE 3.850 m.

Clas	Nº	Piloto	Cat	Cls	Concursante	Vehiculo	Top 1		Top 2		Top 3		Top 4		Top 5		Avg
							Km/h	Vta	Km/h	Vta	Km/h	Vta	Km/h	Vta	Km/h	Vta	
1	19	Fernando Navarrete Rodrigo			PROMOCOPA	Volkswagen Golf GTI	212.5	13	208.8	9	208.0	7	206.8	6	204.5	2	208.2
2	96	Luis Alvarez Martinez-Forgue			PROMOCOPA	Volkswagen Golf GTI	208.0	5	205.7	7	205.3	6	204.9	11	203.3	4	205.4
3	45	Alfredo De Castro Becerra			DRIVEX	Volkswagen Golf GTI	207.6	2	204.5	3	203.7	10	203.7	15	203.3	9	204.6
4	60	Julian Mazuecos Fernandez			CIUDAD DE GETAFE	Volkswagen Golf GTI	206.5	6	204.9	5	204.9	7	202.6	12	202.2	9	204.2
5	3	Alex Royo Aguadero			ESCUDERIA CERRO NEGRO	Volkswagen Golf GTI	204.9	11	204.9	15	203.3	5	203.3	6	203.3	13	204.0
6	88	Tomas Moreno Garcia			PROMOCOPA	Volkswagen Golf GTI	203.0	9	201.4	2	201.1	13	201.1	15	200.7	7	201.4
7	41	Ivan Riera Garcia			EFICAR TEAM	Volkswagen Golf GTI	201.8	3	199.6	2	103.9	1					168.4
8	64	Fernando Pedrera Martinez			PROMOCOPA	Volkswagen Golf GTI	199.6	3	196.0	6	195.6	11	194.5	5	194.5	12	196.0
9	90	Alejandro Martinez Rodriguez			ALEJANDRO MARTINEZ RODRIGUEZ	Volkswagen Golf GTI	197.4	2	193.2	3	191.8	6	191.8	7	190.4	4	192.9
10	10	Miguel Villacieros Sundmacher			EQUIPO GALLEGO RACING	Volkswagen Golf GTI	197.0	4	197.0	5	196.3	9	194.9	3	194.9	7	196.0
11	61	Antonio Contreras Conde			ANTONIO CONTRERAS CONDE	Volkswagen Golf GTI	166.9	2	165.8	7	165.6	4	165.3	9	165.1	5	165.7





Circuito de Madrid Jarama-RACE 3.850 m.

# Circuito de Madrid Jarama - RACE

## GTI Trophy

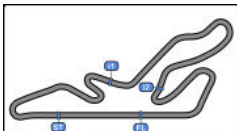
### CARRERA 2

#### Secuencia Vueltas Rápidas



Vta	Hora Día	Tiempo Sesión	Nº	Piloto	Cat	Concursante	Vehiculo	Tiempo	Km/h
2	17:24:30.436	3:47.436	41	Ivan Riera Garcia		EFICAR TEAM	Volkswagen Golf GTI	1:52.936	122.7
4	17:28:17.056	7:34.056	10	Miguel Villaceros Sundmacher		EQUIPO GALLEGO RACING	Volkswagen Golf GTI	1:52.849	122.8
4	17:28:17.468	7:34.468	96	Luis Alvarez Martinez-Forgue		PROMOCOPA	Volkswagen Golf GTI	1:52.835	122.8
5	17:30:09.851	9:26.851	10	Miguel Villaceros Sundmacher		EQUIPO GALLEGO RACING	Volkswagen Golf GTI	1:52.795	122.8
7	17:33:55.362	13:12.362	10	Miguel Villaceros Sundmacher		EQUIPO GALLEGO RACING	Volkswagen Golf GTI	1:52.608	123.0
9	17:37:40.392	16:57.392	10	Miguel Villaceros Sundmacher		EQUIPO GALLEGO RACING	Volkswagen Golf GTI	1:52.421	123.2





Circuito de Madrid Jarama-RACE 3.850 m.

# Circuito de Madrid Jarama - RACE

## GTI Trophy

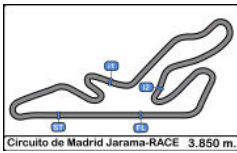
### CARRERA 2

#### Mejor Máxima Velocidad del Evento



Nº	Piloto	Cat	Clas	Concursante	Vehiculo	Km/h	Sesión
19	Fernando Navarrete Rodrigo			PROMOCOPA	Volkswagen Golf GTI	212.5	CARRERA 2
41	Ivan Riera Garcia			EFICAR TEAM	Volkswagen Golf GTI	209.3	CARRERA 1
96	Luis Alvarez Martinez-Forgue			PROMOCOPA	Volkswagen Golf GTI	209.3	CARRERA 1
45	Alfredo De Castro Becerra			DRIVEX	Volkswagen Golf GTI	207.6	CARRERA 2
60	Julian Mazuecos Fernandez			CIUDAD DE GETAFE	Volkswagen Golf GTI	207.2	CARRERA 1
64	Fernando Pedrera Martinez			PROMOCOPA	Volkswagen Golf GTI	206.8	CRONOMETRADOS 1
3	Alex Royo Aguadero			ESCUDERIA CERRO NEGRO	Volkswagen Golf GTI	206.8	CARRERA 1
90	Alejandro Martinez Rodriguez			ALEJANDRO MARTINEZ RODRIGUEZ	Volkswagen Golf GTI	206.5	CRONOMETRADOS 1
10	Miguel Vilacieros Sundmacher			EQUIPO GALLEGO RACING	Volkswagen Golf GTI	205.3	CARRERA 1
88	Tomas Moreno Garcia			PROMOCOPA	Volkswagen Golf GTI	203.0	CARRERA 2
28	Arcadio Treviño Chamorro			RX PRO RACING	Volkswagen Golf GTI	201.4	CARRERA 1
61	Antonio Contreras Conde			ANTONIO CONTRERAS	Volkswagen Golf GTI	174.1	CARRERA 1
77	Agustin Arce Pi			VSR MOTORSPORT	Volkswagen Golf GTI	79.7	ENTRENAMIENTO PRIVADO





# Circuito de Madrid Jarama - RACE

GTI Trophy

CARRERA 2

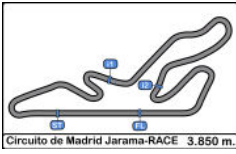
Cuentavueltas



## VTA

Nr	Pos	Grid	1	2	3	4	5	6	7	8	9	10	11	12	13	14	15
41	1	41	41	41	10	10	10	10	10	10	10	10	96	96	96	96	96
10	2	10	10	10	96	96	96	96	96	96	96	96	60	60	60	60	60
96	3	96	96	96	60	60	60	60	60	60	60	60	19	19	19	19	19
60	4	60	60	60	19	19	19	19	19	19	19	19	3	3	3	3	3
45	5	45	3	19	3	3	3	3	3	3	3	3	45	45	45	45	45
3	6	3	19	3	45	45	45	45	45	45	45	45	90	90	90	90	90
88	7	88	45	45	41	90	90	90	90	90	90	90	88	88	88	88	88
61	8	61	88	90	90	88	88	88	88	88	88	88	64	64	64	64	64
19	9	19	90	88	88	64	64	64	64	64	64	64	61	61	61		
28	10	28	64	64	64	61	61	61	61	61	61	61					
64	11	64	61	61	61												
90	12	90															

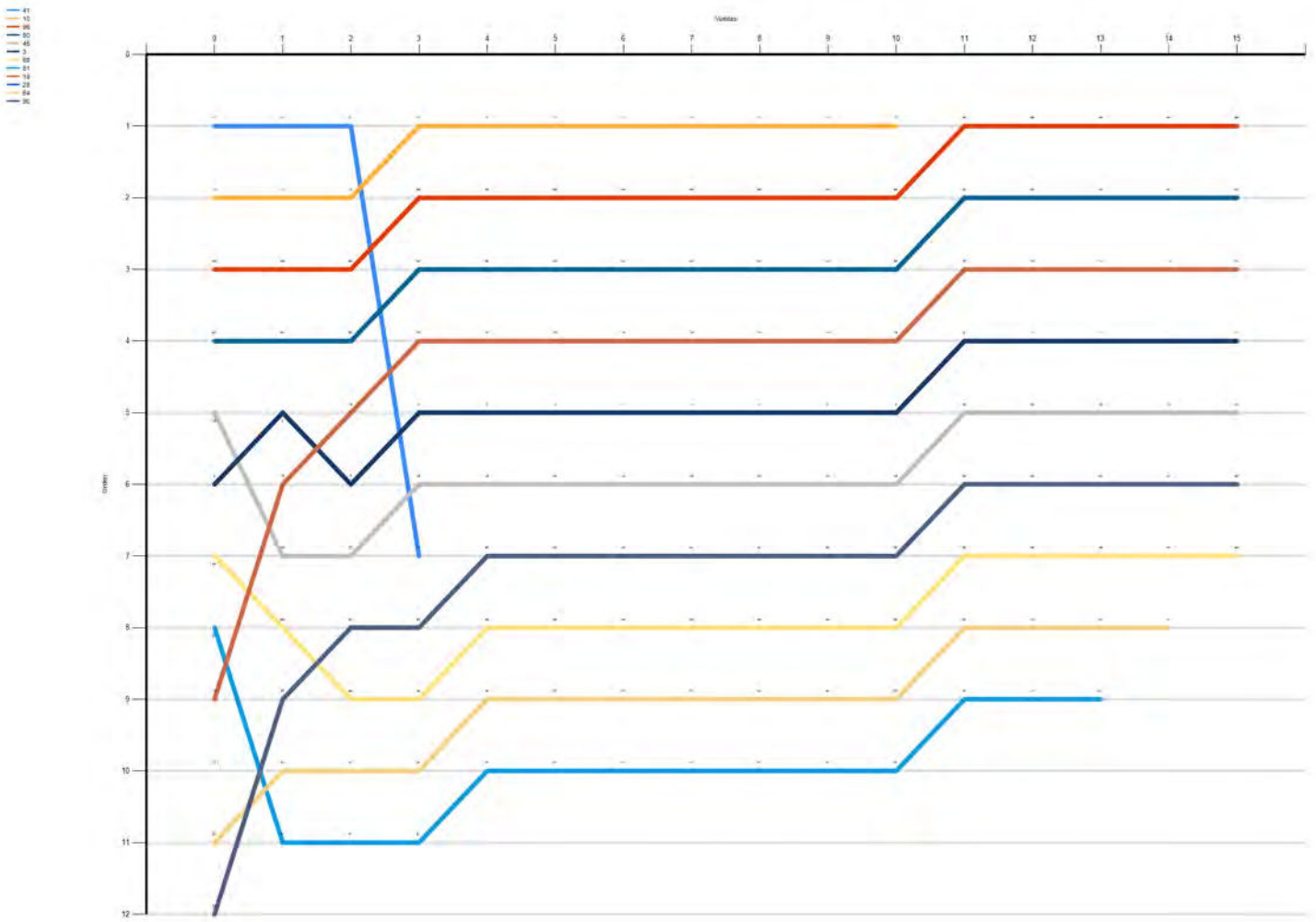


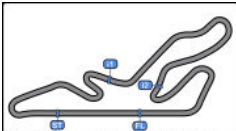


Circuito de Madrid Jarama - RACE

GTI Trophy  
CARRERA 2

Cuentavueltas Gráfico





Circuito de Madrid Jarama-RACE 3.850 m.

Circuito de Madrid Jarama - RACE

GTI Trophy

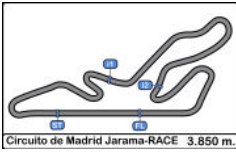
CARRERA 2

Tiempos Parada en Pit

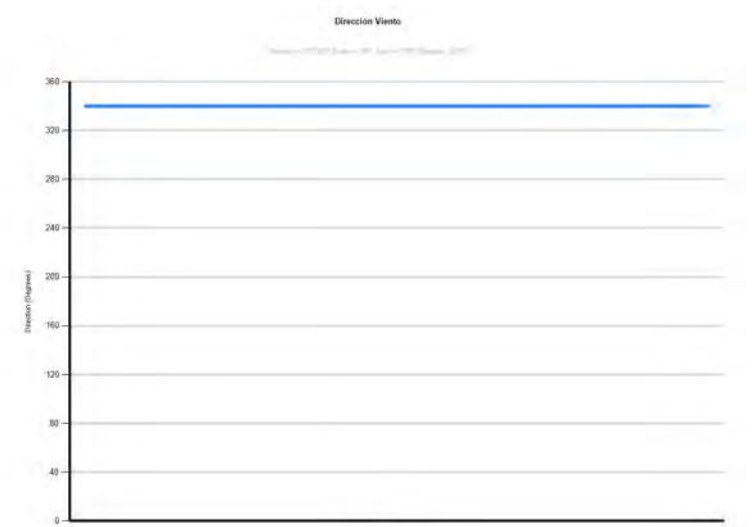

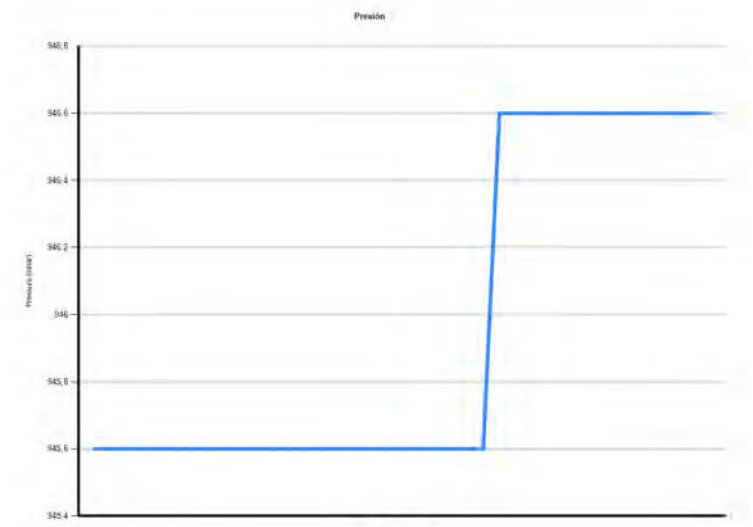
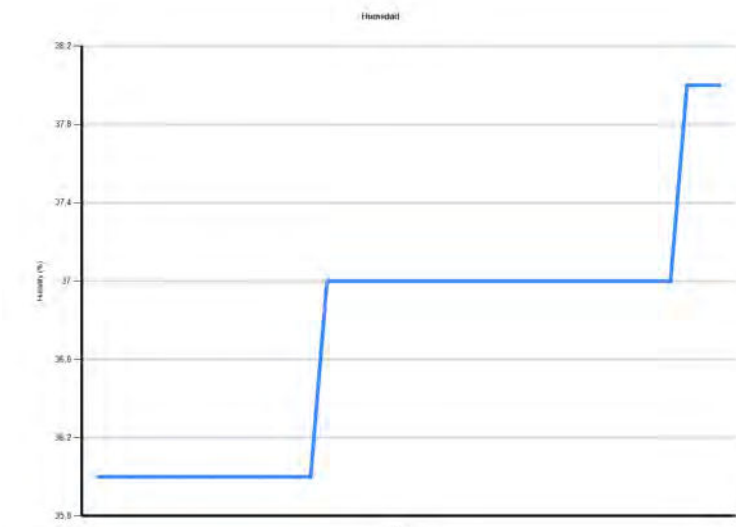
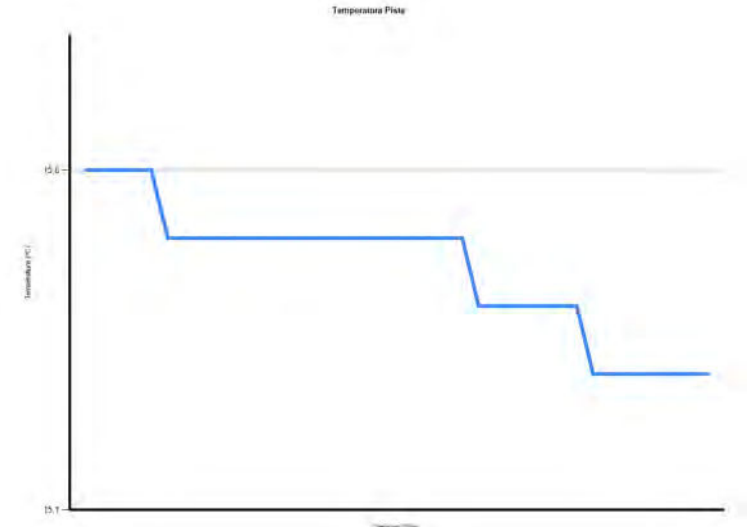
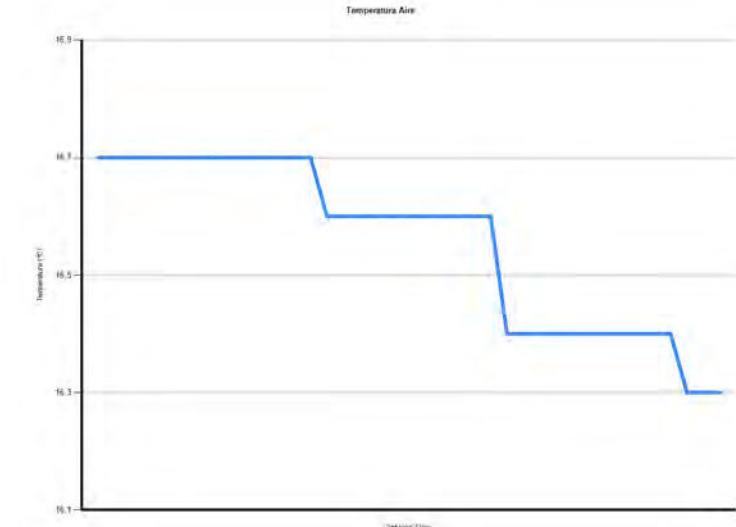


Ord.	Nr.	tiempo Dia Entrada	Piloto	Cat	Concursante	Vehiculo	T. Entrada	Nº Parada	Tiempo Pit
------	-----	--------------------	--------	-----	-------------	----------	------------	-----------	------------





**Circuito de Madrid Jarama - RACE**  
**GTI Trophy**  
**CARRERA 2**  
**Informe Meteorológico**





# Circuito de Madrid Jarama - RACE

## GTI Trophy CARRERA 2



### Resultados Finales

Clas	Nº	Piloto	Cat	Clas	Concursante	Vehiculo	Vtas.	Tiempo Total	Dif 1º	Interval	Km/h	Mejor	Tiempo	Km/h
1	96	Luis Alvarez Martinez-Forgue			PROMOCOPA	Volkswagen Golf GTI	15	28:22.539			122.1	4	1:52.835	122.8
2	60	Julian Mazuecos Fernandez			CIUDAD DE GETAFE	Volkswagen Golf GTI	15	28:33.073	10.534	10.534	121.3	4	1:53.418	122.2
3	19	Fernando Navarrete Rodrigo			PROMOCOPA	Volkswagen Golf GTI	15	28:42.355	19.816	9.282	120.7	2	1:53.202	122.4
4	3	Alex Royo Aguadero			ESCUADERIA CERRO	Volkswagen Golf GTI	15	28:46.346	23.807	3.991	120.4	14	1:54.276	121.2
5	45	Alfredo De Castro Becerra			DRIVEX	Volkswagen Golf GTI	15	28:49.781	27.242	3.435	120.1	5	1:54.654	120.8
6	90	Alejandro Martinez Rodriguez			ALEJANDRO MARTINEZ RODRIGUEZ	Volkswagen Golf GTI	15	29:38.939	1:16.400	49.158	116.8	2	1:57.125	118.3
7	88	Tomas Moreno Garcia			PROMOCOPA	Volkswagen Golf GTI	15	30:13.678	1:51.139	34.739	114.6	7	2:00.069	115.4
8	64	Fernando Pedrera Martinez			PROMOCOPA	Volkswagen Golf GTI	14	28:34.105	1 Vta.	1 Vta.	113.2	6	2:00.813	114.7
9	61	Antonio Contreras Conde			ANTONIO CONTRERAS	Volkswagen Golf GTI	13	28:28.673	2 Vtas.	1 Vta.	105.4	3	2:09.883	106.7
<b>Not classified: (Requirements: 75% of number laps of leader = 12 Laps)</b>														
	10	Miguel Villaceros Sundmacher			EQUIPO GALLEGO	Volkswagen Golf GTI	10	18:50.261	5 Vtas.	3 Vtas.	122.6	9	1:52.421	123.2
	41 *	Ivan Riera Garcia			EFICAR TEAM	Volkswagen Golf GTI	3	6:18.373	12 Vtas.	7 Vtas.	109.8	2	1:52.936	122.7
	28	Arcadio Treviño Chamorro			RX PRO RACING	Volkswagen Golf GTI								

Vta. Rápida Miguel Villaceros Sundmacher en 1:52.421 a 123.2 Km/h en la vta. 9

#### \* PENALIZACIONES

Dorsal #41 penalizado con 25" por Drive Through en diferido según art. 13.9 RDCRV

Publicado a las:.....

Temp Pista: 15.3 °C Temp Aire: 16.3 °C Humedad: 38 % Estado Pista: SECA

#### Comisarios Deportivos:

Yolanda González

Sonia Roda

Ana B. García

CD-00507-ESP/M

CD-00490-ESP/M

CD-01724-ESP/M

#### Cronometrador:

María-Jesús Gamazo

JCR-00499-ESP/M

