



Campeonato RACE de Turismos

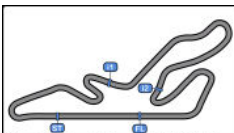
Circuito de Madrid Jarama-RACE

29 Marzo 2025

Results booklet



Provided by Cronococa S.L.
www.cronococa.com



Circuito de Madrid Jarama - RACE

Campeonato RACE de Turismos

ENTRENAMIENTO PRIVADO

Resultados Finales



Circuito de Madrid Jarama-RACE 3.850 m.

Cls	Nº	Concursante	Piloto 1	Piloto 2	Vehiculo	Cat	Cls	Vtas.	Mejor	Tiempo	Dif 1º	Interval	Km/h
1	25	ESCUADERIA BAIX EMPORDÀ	Sergio Vivanco Redondo		BMW M4	5	1	7	3	1:43.132			134.3
2	12	ALEXANDER VILLANUEVA RUIZ	Alexander Villanueva Ruiz		HYUNDAI I20	TCR	1	10	7	1:43.688	0.556	0.556	133.6
3	2	ESCUADERÍA MOTOR TERRASS	Luis Aguilera Alvarez		GINETA GT3	5	2	11	10	1:44.411	1.279	0.723	132.7
4	6	VSR MOTORSPORT	Francisco Comendador Romero		NISSAN GT-R	5	3	7	3	1:44.833	1.701	0.422	132.2
5	7	ESCUADERIA SANTA BARBARA DE UTRILLAS	Ethan Muniesa Ejarque		BMW M3	C-L	1	11	10	1:45.053	1.921	0.220	131.9
6	15	DESGUACES LA TORRE	Juan Carlos Esteban Garcia		PEUGEOT 308	4	1	10	9	1:45.506	2.374	0.453	131.3
7	1	R.A.C. CIRCUITO GUADALOPE	Ander Gamon Aguinagalde		CUPRA TCR	TCR	2	6	4	1:46.106	2.974	0.600	130.6
8	88	R.A.C. CIRCUITO GUADALOPE	Luis Lopez Anos	Alvaro Rodríguez Sastre	PORSCHE 968 CS	C-L	2	9	8	1:46.680	3.548	0.574	129.9
9	55	CLUB DE AUTOMOVILISMO LA VILA	Vicente Gabriel Valles Piera		FORD FIESTA	3	1	10	8	1:50.927	7.795	4.247	124.9
10	20	PROMOCOPA	Juan Francisco Gastañaga Martinez		CUPRA VZ	TCR	3	10	5	1:51.235	8.103	0.308	124.6
11	77	PROMOCOPA	Sergio Muñoz De La Vieja		BMW 325	2	1	5	4	1:54.372	11.240	3.137	121.1
12	14	RX PRO RACING	Mateo Muncharaz Adrado		PEUGEOT 308	4	2	5	3	1:55.024	11.892	0.652	120.4
13	40	AUTOMOVIL CLUB ZARAGOZA	Francho Echevoyen Cortes		HYUNDAI COUPE V6	2	2	11	5	1:55.402	12.270	0.378	120.1
14	33	ESCUADERIA BAIX EMPORDÀ	Enric Roig Roldan		HONDA CIVIC TURBO	5	4	5	4	1:57.422	14.290	2.020	118.0
15	5	AUTOMOVIL CLUB ZARAGOZA	Carlos Sanz Mostajo	Jose Luis Carrillo German	HYUNDAI COUPE V6	2	3	9	6	1:58.408	15.276	0.986	117.0
16	26	ESCUADERIA CERRO NEGRO	Emilio Jose Lopez Gonzalez		HYUNDAI GETZ	1	1	8	7	1:59.231	16.099	0.823	116.2
17	48	ASOCIACION ESPAÑOLA DE CLASICOS DEPORTIVOS	Juan Carlos Zorrilla Hierro		PORSCHE 968 CS	C-L	3	8	6	1:59.692	16.560	0.461	115.7
18	58	AUTOMOVIL CLUB ALICANTE	Hector Palacios Vazquez		MAZDA MX5	2	4	6	3	2:00.930	17.798	1.238	114.6
19	9	R.A.C. CIRCUITO GUADALOPE	Daniel Oliver Ponz		CITROEN SAXO	1	2	9	3	2:05.333	22.201	4.403	110.5
20	16	R.A.C. CIRCUITO GUADALOPE	Joseba Aranburu Lopez		CITROEN SAXO	1	3	11	6	2:05.902	22.770	0.569	110.0
21	18	R.A.C. CIRCUITO GUADALOPE	Jesus Lahoz Martin		ALFA GTV	C-L	4	10	8	2:07.598	24.466	1.696	108.6
22	37	R.A.C. CIRCUITO GUADALOPE	Victor Cantin Pinilla		CITROEN SAXO	1	4	10	7	2:08.289	25.157	0.691	108.0
23	38	ESCUADERIA CERRO NEGRO	Angel Sobrino De Toro		HYUNDAI GETZ JTD	1	5	9	5	2:08.857	25.725	0.568	107.5
24	19	CADEAL MOTOR CLUB	Juan Dominguez Roca		CITROEN SAXO	1	6	7	4	2:09.852	26.720	0.995	106.7
25	11	R.A.C. CIRCUITO GUADALOPE	Lander Seguin Marcos		CITROEN SAXO	1	7	10	6	2:10.133	27.001	0.281	106.5
26	23	R.A.C. CIRCUITO GUADALOPE	Sylvain Xavier Soler		CITROEN SAXO	1	8	4	3	2:11.825	28.693	1.692	105.1
27	28	R.A.C. CIRCUITO GUADALOPE	Jose Alberto Sanchez Royo		CITROEN SAXO	1	9	5	4	2:13.657	30.525	1.832	103.6
28	4	R.A.C. CIRCUITO GUADALOPE	Ivan Perez Sanchez		PEUGEOT 207 PROTO	3	2	2	2	2:55.422	1:12.290	41.765	79.0

Publicado a las:.....

Temp Pista: 27.2 °C Temp Aire: 13.0 °C Humedad: 55 % Estado Pista: SECA

Comisarios Deportivos:

Rubén Collar

José María Solís

Ángel Linaje

Cronometrador:

María Jesús Gamazo

CD-01548-ESP/M

CD-01272-ESP/M

CD-00082-ESP/M

JCR-00499-ESP/M





Circuito de Madrid Jarama - RACE
Campeonato RACE de Turismos
ENTRENAMIENTO PRIVADO
Resultados Finales por Categoría



Campeonato RACE Categoría 5													
Cls	Nº	Concursante	Piloto 1	Piloto 2	Vehiculo	Cat	Cls	Vtas.	Mejor	Tiempo	Dif 1º	Interval	Km/h
1	25	ESCUADERIA BAIX EMPORDÀ	Sergio Vivanco Redondo		BMW M4	5	1	7	3	1:43.132			134.3
2	2	ESCUADERIA MOTOR TERRASS	Luis Aguilera Alvarez		GINETA GT3	5	2	11	10	1:44.411	1.279	1.279	132.7
3	6	VSR MOTORSPORT	Francisco Comendador Romero		NISSAN GT-R	5	3	7	3	1:44.833	1.701	0.422	132.2
4	33	ESCUADERIA BAIX EMPORDÀ	Enric Roig Roldan		HONDA CIVIC TURBO	5	4	5	4	1:57.422	14.290	12.589	118.0

TCR													
Cls	Nº	Concursante	Piloto 1	Piloto 2	Vehiculo	Cat	Cls	Vtas.	Mejor	Tiempo	Dif 1º	Interval	Km/h
1	12	ALEXANDER VILLANUEVA RUIZ	Alexander Villanueva Ruiz		HYUNDAI I20	TCR	1	10	7	1:43.688			133.6
2	1	R.A.C. CIRCUITO GUADALOPE	Ander Gamon Aguinagalde		CUPRA TCR	TCR	2	6	4	1:46.106	2.418	2.418	130.6
3	20	PROMOCOPA	Juan Francisco Gastañaga Martinez		CUPRA VZ	TCR	3	10	5	1:51.235	7.547	5.129	124.6

C-L													
Cls	Nº	Concursante	Piloto 1	Piloto 2	Vehiculo	Cat	Cls	Vtas.	Mejor	Tiempo	Dif 1º	Interval	Km/h
1	7	ESCUADERIA SANTA BARBARA DE UTRILLAS	Ethan Muniesa Ejarque		BMW M3	C-L	1	11	10	1:45.053			131.9
2	88	R.A.C. CIRCUITO GUADALOPE	Luis Lopez Anos	Alvaro Rodríguez Sastre	PORSCHE 968 CS	C-L	2	9	8	1:46.680	1.627	1.627	129.9
3	48	ASOCIACION ESPAÑOLA DE CLASICOS DEPORTIVOS	Juan Carlos Zorrilla Hierro		PORSCHE 968 CS	C-L	3	8	6	1:59.692	14.639	13.012	115.7
4	18	R.A.C. CIRCUITO GUADALOPE	Jesus Lahoz Martin		ALFA GTV	C-L	4	10	8	2:07.598	22.545	7.906	108.6

Campeonato RACE Categoría 4													
Cls	Nº	Concursante	Piloto 1	Piloto 2	Vehiculo	Cat	Cls	Vtas.	Mejor	Tiempo	Dif 1º	Interval	Km/h
1	15	DESGUACES LA TORRE	Juan Carlos Esteban Garcia		PEUGEOT 308	4	1	10	9	1:45.506			131.3
2	14	RX PRO RACING	Mateo Muncharaz Adrado		PEUGEOT 308	4	2	5	3	1:55.024	9.518	9.518	120.4

Campeonato RACE Categoría 3													
Cls	Nº	Concursante	Piloto 1	Piloto 2	Vehiculo	Cat	Cls	Vtas.	Mejor	Tiempo	Dif 1º	Interval	Km/h
1	55	CLUB DE AUTOMOVILISMO LA VILA	Vicente Gabriel Valles Piera		FORD FIESTA	3	1	10	8	1:50.927			124.9
2	4	R.A.C. CIRCUITO GUADALOPE	Ivan Perez Sanchez		PEUGEOT 207 PROTO	3	2	2	2	2:55.422	1:04.495	1:04.495	79.0

Campeonato RACE Categoría 2													
Cls	Nº	Concursante	Piloto 1	Piloto 2	Vehiculo	Cat	Cls	Vtas.	Mejor	Tiempo	Dif 1º	Interval	Km/h
1	77	PROMOCOPA	Sergio Muñoz De La Vieja		BMW 325	2	1	5	4	1:54.372			121.1
2	40	AUTOMOVIL CLUB ZARAGOZA	Francho Echegoyen Cortes		HYUNDAI COUPE V6	2	2	11	5	1:55.402	1.030	1.030	120.1
3	5	AUTOMOVIL CLUB ZARAGOZA	Carlos Sanz Mostajo	Jose Luis Carrillo German	HYUNDAI COUPE V6	2	3	9	6	1:58.408	4.036	3.006	117.0
4	58	AUTOMOVIL CLUB ALICANTE	Hector Palacios Vazquez		MAZDA MX5	2	4	6	3	2:00.930	6.558	2.522	114.6

Publicado a las:.....

Temp Pista: 27.2 °C Temp Aire: 13.0 °C Humedad: 55 % Estado Pista: SECA

Comisarios Deportivos:	Rubén Collar CD-01548-ESP/M	José María Solís CD-01272-ESP/M	Ángel Linaje CD-00082-ESP/M	Cronometrador: María Jesús Gamazo JCR-00499-ESP/M
-------------------------------	--------------------------------	------------------------------------	--------------------------------	---





Circuito de Madrid Jarama - RACE
Campeonato RACE de Turismos
ENTRENAMIENTO PRIVADO
Resultados Finales por Categoría



Campeonato RACE Categoría 1													
Cls	Nº	Concursante	Piloto 1	Piloto 2	Vehiculo	Cat	Cls	Vtas.	Mejor	Tiempo	Dif 1º	Interval	Km/h
1	26	ESCUADERIA CERRO NEGRO	Emilio Jose Lopez Gonzalez		HYUNDAI GETZ	1	1	8	7	1:59.231			116.2
2	9	R.A.C. CIRCUITO GUADALOPE	Daniel Oliver Ponz		CITROEN SAXO	1	2	9	3	2:05.333	6.102	6.102	110.5
3	16	R.A.C. CIRCUITO GUADALOPE	Joseba Aranburu Lopez		CITROEN SAXO	1	3	11	6	2:05.902	6.671	0.569	110.0
4	37	R.A.C. CIRCUITO GUADALOPE	Victor Cantin Pinilla		CITROEN SAXO	1	4	10	7	2:08.289	9.058	2.387	108.0
5	38	ESCUADERIA CERRO NEGRO	Angel Sobrino De Toro		HYUNDAI GETZ JTD	1	5	9	5	2:08.857	9.626	0.568	107.5
6	19	CADEAL MOTOR CLUB	Juan Dominguez Roca		CITROEN SAXO	1	6	7	4	2:09.852	10.621	0.995	106.7
7	11	R.A.C. CIRCUITO GUADALOPE	Lander Seguin Marcos		CITROEN SAXO	1	7	10	6	2:10.133	10.902	0.281	106.5
8	23	R.A.C. CIRCUITO GUADALOPE	Sylvain Xavier Soler		CITROEN SAXO	1	8	4	3	2:11.825	12.594	1.692	105.1
9	28	R.A.C. CIRCUITO GUADALOPE	Jose Alberto Sanchez Royo		CITROEN SAXO	1	9	5	4	2:13.657	14.426	1.832	103.6

Publicado a las:.....

Temp Pista: **27.2 °C** Temp Aire: **13.0 °C** Humedad: **55 %** Estado Pista: **SECA**

Comisarios Deportivos:

Rubén Collar

José María Solís

Ángel Linaje

Cronometrador:

Maria Jesús Gamazo

CD-01548-ESP/M

CD-01272-ESP/M

CD-00082-ESP/M

JCR-00499-ESP/M





Circuito de Madrid Jarama - RACE
Campeonato RACE de Turismos
ENTRENAMIENTO PRIVADO
Tiempos Por Vuelta



1							7							
Ander Gamon Aguinalalde							Ethan Muniesa Ejarque							
CUPRA TCR							BMW M3							
R.A.C. CIRCUITO GUADALOPE							ESCUDERIA SANTA BARBARA							
Vta	D	Tiempo	Sector 1	Sector 2	Sector 3	T. Spd	Vta	D	Tiempo	Sector 1	Sector 2	Sector 3	T. Spd	Elapsed
1		10:55:08.886	10:53:55.594	41.405	31.887	97.6	1		10:55:13.700	10:54:01.039	40.207	32.454	85.6	10:55:13.700
2		1:57.174	44.448	39.317	33.409	168.2	2		1:56.671	45.479	38.392	32.800	167.4	10:57:10.371
3		1:53.610	45.082	38.707	29.821	148.3	3		1:55.252	43.785	39.792	31.675	166.1	10:59:05.623
4		1:46.106	41.327	35.102	29.677	209.3	4		1:48.764	41.680	36.947	30.137	194.5	11:00:54.387
5		1:47.169	41.384	35.594	30.191	177.9	5		1:54.388 P	41.489	35.654	37.245	205.3	11:02:48.775
6		2:04.250 P	41.838	37.905	44.507	186.5	6		4:24.190	3:18.687	35.408	30.095	104.2	11:07:12.965
2							9							
Luis Aguilera Alvarez							Daniel Oliver Ponz							
GINETA GT3							CITROEN SAXO							
ESCUDERÍA MOTOR TERRASSA							R.A.C. CIRCUITO GUADALOPE							
Vta	D	Tiempo	Sector 1	Sector 2	Sector 3	T. Spd	Vta	D	Tiempo	Sector 1	Sector 2	Sector 3	T. Spd	Elapsed
1		10:56:04.232	10:54:41.333	46.594	36.305	105.2	1		10:55:39.898	10:54:19.064	44.674	36.160	79.0	10:55:39.898
2		2:03.100	48.854	40.648	33.598	146.5	2		2:06.211	48.293	42.562	35.356	175.3	10:57:46.109
3		1:55.963	47.159	37.481	31.323	133.4	3		2:05.333	48.027	42.162	35.144	177.3	10:59:51.442
4		1:51.176	41.944	38.209	31.023	189.4	4		2:06.926	48.390	43.116	35.420	175.8	11:01:58.368
5		1:56.893 P	40.959	36.710	39.224	228.8	5		2:05.771	47.973	42.632	35.166	176.1	11:04:04.139
6		2:57.574	1:48.787	37.118	31.669	115.0	6		2:16.462 P	48.093	43.569	44.800	176.4	11:06:20.601
7		1:47.856	41.620	35.577	30.659	216.0	7		4:43.019	3:25.268	42.311	35.440	72.3	11:11:03.620
8		1:46.615	41.874	35.228	29.513	210.1	8		2:10.117	50.231	43.738	36.148	164.8	11:13:13.737
9		1:45.288	40.808	34.625	29.855	226.4	9		2:31.066 P	52.687	48.097	50.282	167.7	11:15:44.803
10		1:44.411	40.501	34.633	29.277	216.8	10							
11		2:52.471 P	52.855	57.901	1:01.715	162.8	11							
4							11							
Ivan Perez Sanchez							Lander Seguin Marcos							
PEUGEOT 207 PROTO							CITROEN SAXO							
R.A.C. CIRCUITO GUADALOPE							R.A.C. CIRCUITO GUADALOPE							
Vta	D	Tiempo	Sector 1	Sector 2	Sector 3	T. Spd	Vta	D	Tiempo	Sector 1	Sector 2	Sector 3	T. Spd	Elapsed
1		10:57:05.174	10:55:26.789	55.897	42.488	58.4	1		10:55:33.498	10:54:11.650	44.960	36.888	82.4	10:55:33.498
2		2:55.422 P	1:02.546	56.160	56.716	108.1	2		2:12.324	50.348	44.384	37.592	170.8	10:57:45.822
5							12							
Carlos Sanz Mostajo							Alexander Villanueva Ruiz							
HYUNDAI COUPE V6							HYUNDAI I20							
AUTOMOVIL CLUB ZARAGOZA							ALEXANDER VILLANUEVA RUIZ							
Vta	D	Tiempo	Sector 1	Sector 2	Sector 3	T. Spd	Vta	D	Tiempo	Sector 1	Sector 2	Sector 3	T. Spd	Elapsed
1		10:57:18.807	10:55:45.556	53.265	39.986	90.4	1		10:56:10.400	10:54:58.379	40.101	31.920	65.4	10:56:10.400
2		2:11.659	50.069	46.462	35.128	156.7	2		2:05.463 P	44.312	39.725	41.426	199.6	10:58:15.863
3		2:02.272	46.787	41.563	33.922	172.2	3		5:12.360	4:06.296	36.283	29.781	111.3	11:03:28.223
4		1:58.446	44.720	39.978	33.748	193.8	4		1:46.453	41.476	35.666	29.311	208.0	11:05:14.676
5		2:00.249	45.851	41.760	32.638	198.8	5		1:43.859	40.113	34.445	29.301	227.3	11:06:58.535
6		1:58.408	44.079	41.419	32.910	196.0	6		1:45.191	40.753	35.399	29.039	226.8	11:08:43.726
7		2:11.975 P	44.028	43.124	44.823	197.0	7		1:43.688	40.064	34.607	29.017	225.0	11:10:27.414
8		4:09.629	2:56.361	39.660	33.608	91.2	8		1:44.238	39.835	34.620	29.783	229.2	11:12:11.652
9		2:37.644 P	48.398	56.061	53.185	194.5	9		1:44.896	40.561	34.974	29.361	226.4	11:13:56.548
6							10							
Francisco Comendador Romero							Alexander Villanueva Ruiz							
NISSAN GT-R							ALEXANDER VILLANUEVA RUIZ							
VSR MOTORSPORT							ALEXANDER VILLANUEVA RUIZ							
Vta	D	Tiempo	Sector 1	Sector 2	Sector 3	T. Spd	Vta	D	Tiempo	Sector 1	Sector 2	Sector 3	T. Spd	Elapsed
1		11:00:14.681	10:59:03.750	38.760	32.171	85.9	1		2:35.177 P	54.695	50.284	50.198	157.6	11:16:31.725
2		1:50.222	43.838	36.679	29.705	163.3	2							
3		1:44.833	41.218	34.872	28.743	209.7	3							
4		1:47.002	40.233	34.165	32.604	219.9	4							
5		2:16.875 P	48.890	38.914	49.071	144.0	5							
6		5:21.243	4:11.575	37.536	32.132	86.4	6							
7		2:22.268 P	51.812	44.206	46.250	133.9	7							





Circuito de Madrid Jarama - RACE
Campeonato RACE de Turismos
ENTRENAMIENTO PRIVADO
Tiempos Por Vuelta



14 Mateo Muncharaz Adrado PEUGEOT 308
 4 RX PRO RACING

Vta	D	Tiempo	Sector 1	Sector 2	Sector 3	T. Spd	Elapsed
1		10:57:05.864	10:55:50.035	42.294	33.535	87.0	10:57:05.864
2		2:01.104	47.394	40.233	33.477	147.3	10:59:06.968
3		1:55.024	43.790	39.210	32.024	185.8	11:01:01.992
4		2:13.523 P	43.848	37.071	52.604	192.5	11:03:15.515
5		7:49.061 P	6:13.067	51.395	44.599	92.3	11:11:04.576

15 Juan Carlos Esteban Garcia PEUGEOT 308
 4 DESGUACES LA TORRE

Vta	D	Tiempo	Sector 1	Sector 2	Sector 3	T. Spd	Elapsed
1		10:56:15.698	10:55:06.367	38.377	30.954	92.1	10:56:15.698
2		1:54.016	43.585	38.324	32.107	195.2	10:58:09.714
3		1:50.590	43.080	37.024	30.486	165.1	11:00:00.304
4		1:48.005	41.312	36.575	30.118	216.4	11:01:48.309
5		2:19.765 P	46.809	47.245	45.711	159.5	11:04:08.074
6		4:09.428	3:00.635	38.547	30.246	85.9	11:08:17.502
7		1:49.105	41.954	37.253	29.898	211.3	11:10:06.607
8		1:45.885	41.201	34.925	29.759	205.3	11:11:52.492
9		1:45.506	40.577	35.170	29.759	216.8	11:13:37.998
10		2:46.582 P	58.601	52.905	55.076	137.0	11:16:24.580

16 Joseba Aranburu Lopez CITROEN SAXO
 1 R.A.C. CIRCUITO GUADALOPE

Vta	D	Tiempo	Sector 1	Sector 2	Sector 3	T. Spd	Elapsed
1		10:55:49.368	10:54:25.566	47.414	36.388	66.0	10:55:49.368
2		2:07.842	48.521	43.618	35.703	173.9	10:57:57.210
3		2:06.849	48.178	42.877	35.794	175.3	11:00:04.059
4		2:08.896	48.444	44.670	35.782	176.4	11:02:12.955
5		2:07.229	48.239	43.391	35.599	175.6	11:04:20.184
6		2:05.902	48.153	42.593	35.156	175.3	11:06:26.086
7		2:06.604	48.625	42.575	35.404	174.1	11:08:32.690
8		2:06.309	48.284	42.720	35.305	174.4	11:10:38.999
9		2:06.861	48.922	42.618	35.321	175.3	11:12:45.860
10		2:07.060	48.693	43.108	35.259	176.7	11:14:52.920
11		2:47.688 P	56.621	56.582	54.485	153.6	11:17:40.608

18 Jesus Lahoz Martin ALFA GTV
 C-L R.A.C. CIRCUITO GUADALOPE

Vta	D	Tiempo	Sector 1	Sector 2	Sector 3	T. Spd	Elapsed
1		10:55:42.100	10:54:12.281	48.547	41.272	74.7	10:55:42.100
2		2:19.182	53.186	46.020	39.976	175.3	10:58:01.282
3		2:17.059	51.183	47.452	38.424	169.0	11:00:18.341
4		2:11.741	49.848	44.959	36.934	182.7	11:02:30.082
5		2:11.095	50.109	43.955	37.031	172.5	11:04:41.177
6		2:11.410	49.373	44.734	37.303	180.3	11:06:52.587
7		2:08.380	48.932	43.339	36.109	183.0	11:09:00.967
8		2:07.598	48.818	42.639	36.141	176.1	11:11:08.565
9		2:08.120	48.387	43.140	36.593	179.1	11:13:16.685
10		2:39.059 P	53.672	52.003	53.384	152.9	11:15:55.744

19 Juan Dominguez Roca CITROEN SAXO
 1 CADEAL MOTOR CLUB

Vta	D	Tiempo	Sector 1	Sector 2	Sector 3	T. Spd	Elapsed
1		10:59:42.386	10:58:19.019	45.789	37.578	70.5	10:59:42.386
2		2:09.974	49.888	43.747	36.339	170.3	11:01:52.360
3		2:10.975	49.668	44.469	36.838	173.0	11:04:03.335
4		2:09.852	49.968	43.809	36.075	164.8	11:06:13.187
5		2:17.611 P	49.761	45.029	42.821	173.0	11:08:30.798
6		5:37.642	4:15.493	45.221	36.928	76.2	11:14:08.440
7		2:40.048 P	49.667	48.167	1:02.214	172.5	11:16:48.488

20 Juan Francisco Gastañaga Martinez CUPRA VZ
 TCR PROMOCOPA

Vta	D	Tiempo	Sector 1	Sector 2	Sector 3	T. Spd	Elapsed
1		10:55:11.119	10:53:55.099	41.407	34.613	88.3	10:55:11.119
2		1:58.921	46.222	39.652	33.047	168.4	10:57:10.040
3		2:00.449	46.748	40.422	33.279	156.7	10:59:10.489
4		1:55.202	43.087	39.847	32.268	189.1	11:01:05.691
5		1:51.235	42.135	37.215	31.885	196.7	11:02:56.926
6		2:10.263 P	42.360	43.501	44.402	204.1	11:05:07.189
7		4:42.136	2:51.365	1:17.135	33.636	59.9	11:09:49.325
8		1:54.797	44.985	37.706	32.106	191.1	11:11:44.122
9		1:52.490	42.394	38.198	31.898	204.5	11:13:36.612
10		2:45.091 P	57.374	54.374	53.343	134.1	11:16:21.703

23 Sylvain Xavier Soler CITROEN SAXO
 1 R.A.C. CIRCUITO GUADALOPE

Vta	D	Tiempo	Sector 1	Sector 2	Sector 3	T. Spd	Elapsed
1		10:56:09.469 P	10:54:27.094	51.538	50.837	76.0	10:56:09.469
2		5:02.731	3:36.294	49.180	37.257	52.4	11:01:12.200
3		2:11.825	51.062	43.471	37.292	144.3	11:03:24.025
4		2:35.871 P	51.316	53.151	51.404	157.2	11:05:59.896

25 Sergio Vivanco Redondo BMW M4
 5 ESCUDERIA BAIX EMPORDÀ

Vta	D	Tiempo	Sector 1	Sector 2	Sector 3	T. Spd	Elapsed
1		11:05:59.576	11:04:53.412	36.336	29.828	96.4	11:05:59.576
2		1:44.661	41.292	34.432	28.937	200.7	11:07:44.237
3		1:43.132	40.154	33.900	29.078	231.7	11:09:27.369
4		1:44.091	40.586	34.557	28.948	208.0	11:11:11.460
5		1:46.282	42.157	34.818	29.307	201.4	11:12:57.742
6		1:44.039	40.124	34.626	29.289	228.3	11:14:41.781
7		2:36.506 P	49.421	49.970	57.115	187.1	11:17:18.287

26 Emilio Jose Lopez Gonzalez HYUNDAI GETZ
 1 ESCUDERIA CERRO NEGRO

Vta	D	Tiempo	Sector 1	Sector 2	Sector 3	T. Spd	Elapsed
1		10:55:54.290	10:54:23.031	53.950	37.309	69.6	10:55:54.290
2		2:06.714	49.352	42.821	34.541	155.3	10:58:01.004
3		2:01.029	46.236	40.450	34.343	183.9	11:00:02.033
4		2:16.104 P	46.401	41.538	48.165	178.2	11:02:18.137
5		4:33.009	3:14.279	41.370	37.360	84.9	11:06:51.146
6		2:01.351	45.916	41.400	34.035	186.2	11:08:52.497
7		1:59.231	45.793	40.327	33.111	185.8	11:10:51.728
8		2:41.001 P	54.888	55.282	50.831	179.1	11:13:32.729





Circuito de Madrid Jarama - RACE
Campeonato RACE de Turismos
ENTRENAMIENTO PRIVADO
Tiempos Por Vuelta



28 Jose Alberto Sanchez Royo **CITROEN SAXO 40** Francho Echegoyen Cortes **HYUNDAI COUPE V6**

1 R.A.C. CIRCUITO GUADALOPE							2 AUTOMOVIL CLUB ZARAGOZA								
Vta	D	Tiempo	Sector 1	Sector 2	Sector 3	T. Spd	Elapsed	Vta	D	Tiempo	Sector 1	Sector 2	Sector 3	T. Spd	Elapsed
1		11:08:06.480	11:06:37.222	50.236	39.022	60.9	11:08:06.480	1		10:56:14.314	10:54:57.530	42.080	34.704	60.8	10:56:14.314
2		2:21.527	53.184	49.707	38.636	166.4	11:10:28.007	2		1:57.928	46.107	39.417	32.404	170.0	10:58:12.242
3		2:15.667	51.885	45.686	38.096	170.3	11:12:43.674	3		1:56.578	44.910	39.389	32.279	179.1	11:00:08.820
4		2:13.657	51.541	44.609	37.507	172.8	11:14:57.331	4		1:56.270	44.291	38.864	33.115	192.5	11:02:05.090
5		2:55.326 P	56.258	1:01.099	57.969	171.9	11:17:52.657	5		1:55.402	44.566	38.770	32.066	187.1	11:04:00.492

33 Enric Roig Roldan **HONDA CIVIC TURBO**

5 ESCUDERIA BAIX EMPORDÀ							
Vta	D	Tiempo	Sector 1	Sector 2	Sector 3	T. Spd	Elapsed
1		10:57:15.336	10:56:01.015	40.925	33.396	65.2	10:57:15.336
2		2:26.047	1:08.577	44.025	33.445	146.5	10:59:41.383
3		1:59.496	47.139	40.142	32.215	158.5	11:01:40.879
4		1:57.422	45.618	39.161	32.643	170.8	11:03:38.301
5		2:32.150 P	51.880	49.129	51.141	146.3	11:06:10.451

37 Victor Cantin Pinilla **CITROEN SAXO**

1 R.A.C. CIRCUITO GUADALOPE							
Vta	D	Tiempo	Sector 1	Sector 2	Sector 3	T. Spd	Elapsed
1		10:55:31.328	10:54:10.775	44.061	36.492	74.7	10:55:31.328
2		2:08.792	49.274	43.207	36.311	170.0	10:57:40.120
3		2:08.480	49.259	42.956	36.265	171.4	10:59:48.600
4		2:31.399 P	49.341	49.220	52.838	171.7	11:02:19.999
5		3:37.477	2:15.076	44.607	37.794	84.4	11:05:57.476
6		2:09.548	49.156	44.076	36.316	172.5	11:08:07.024
7		2:08.289	48.772	43.294	36.223	173.6	11:10:15.313
8		2:08.717	49.005	43.352	36.360	171.1	11:12:24.030
9		2:08.352	49.182	43.120	36.050	170.8	11:14:32.382
10		2:36.700 P	50.167	51.062	55.471	171.4	11:17:09.082

38 Angel Sobrino De Toro **HYUNDAI GETZ JTD**

1 ESCUDERIA CERRO NEGRO							
Vta	D	Tiempo	Sector 1	Sector 2	Sector 3	T. Spd	Elapsed
1		10:55:53.886	10:54:22.444	53.923	37.519	68.0	10:55:53.886
2		2:15.818	53.118	45.589	37.111	129.1	10:58:09.704
3		2:16.294	54.919	44.602	36.773	141.3	11:00:25.998
4		2:12.023	51.240	44.038	36.745	152.3	11:02:38.021
5		2:08.857	50.788	43.083	34.986	155.6	11:04:46.878
6		2:23.145 P	48.844	43.424	50.877	179.1	11:07:10.023
7		4:19.722	2:59.584	44.670	35.468	56.3	11:11:29.745
8		2:08.932	48.569	44.517	35.846	181.2	11:13:38.677
9		3:00.720 P	1:00.024	1:00.101	1:00.595	130.4	11:16:39.397

48 Juan Carlos Zorrilla Hierro **PORSCHE 968 CS**

C-L ASOCIACION ESPAÑOLA DE							
Vta	D	Tiempo	Sector 1	Sector 2	Sector 3	T. Spd	Elapsed
1		10:56:45.100	10:55:07.510	55.437	42.153	57.9	10:56:45.100
2		2:27.253	58.629	49.755	38.869	117.2	10:59:12.353
3		2:06.872	50.729	41.554	34.589	148.1	11:01:19.225
4		2:02.897	47.480	41.346	34.071	170.0	11:03:22.122
5		2:00.454	46.729	40.577	33.148	153.8	11:05:22.576
6		1:59.692	46.730	39.834	33.128	187.1	11:07:22.268
7		2:01.566	45.407	41.917	34.242	185.2	11:09:23.834
8		2:29.571 P	50.990	46.661	51.920	137.0	11:11:53.405

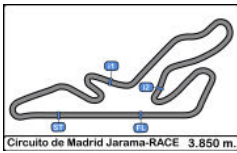
55 Vicente Gabriel Valles Píera **FORD FIESTA**

3 CLUB DE AUTOMOVILISMO LA							
Vta	D	Tiempo	Sector 1	Sector 2	Sector 3	T. Spd	Elapsed
1		10:57:25.439	10:56:00.436	48.614	36.389	60.5	10:57:25.439
2		2:11.151	52.120	43.815	35.216	138.1	10:59:36.590
3		2:07.595	48.624	45.410	33.561	160.9	11:01:44.185
4		1:54.460	44.784	38.042	31.634	183.3	11:03:38.645
5		1:55.460	43.451	40.083	31.926	186.5	11:05:34.105
6		1:51.621	43.079	37.571	30.971	187.8	11:07:25.726
7		1:52.228	42.670	38.665	30.893	199.6	11:09:17.954
8		1:50.927	43.676	36.226	31.025	182.1	11:11:08.881
9		1:52.012	43.530	37.507	30.975	196.3	11:13:00.893
10		2:12.708 P	42.767	37.367	52.574	200.3	11:15:13.601

58 Hector Palacios Vazquez **MAZDA MX5**

2 AUTOMOVIL CLUB ALICANTE							
Vta	D	Tiempo	Sector 1	Sector 2	Sector 3	T. Spd	Elapsed
1		10:57:04.321	10:55:36.018	48.402	39.901	67.3	10:57:04.321
2		2:08.593	52.122	42.542	33.929	152.5	10:59:12.914
3		2:00.930	48.079	39.383	33.468	160.0	11:01:13.844
4		2:03.615	45.254	39.169	39.192	183.0	11:03:17.459
5		2:17.489	58.747	45.486	33.256	126.4	11:05:34.948
6		2:16.092 P	45.113	40.442	50.537	178.8	11:07:51.040





Circuito de Madrid Jarama - RACE
Campeonato RACE de Turismos
ENTRENAMIENTO PRIVADO
Tiempos Por Vuelta



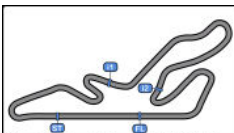
77 Sergio Muñoz De La Vieja BMW 325
 2 PROMOCOPA

Vta	D	Tiempo	Sector 1	Sector 2	Sector 3	T. Spd	Elapsed
1		10:56:17.820 P	10:54:47.795	46.284	43.741	84.0	10:56:17.820
2		4:05.733	2:50.729	41.405	33.599	86.1	11:00:23.553
3		1:57.536	45.741	39.486	32.309	180.9	11:02:21.089
4		1:54.372	44.683	38.237	31.452	171.9	11:04:15.461
5		2:06.798 P	44.944	38.651	43.203	172.5	11:06:22.259

88 Luis Lopez Anos PORSCHE 968 CS
 C-L Alvaro Rodríguez Sastre R.A.C. CIRCUITO GUADALOPE

Vta	D	Tiempo	Sector 1	Sector 2	Sector 3	T. Spd	Elapsed
1		10:57:04.819	10:55:37.135	50.952	36.732	76.3	10:57:04.819
2		2:00.540	46.185	41.669	32.686	189.4	10:59:05.359
3		2:01.514	44.967	42.618	33.929	165.3	11:01:06.873
4		1:54.107	43.637	38.612	31.858	201.1	11:03:00.980
5		2:09.524 P	44.586	40.661	44.277	204.1	11:05:10.504
6		5:32.991	4:24.842	37.790	30.359	59.5	11:10:43.495
7		1:47.869	41.551	36.450	29.868	200.3	11:12:31.364
8		1:46.680	41.318	35.666	29.696	213.8	11:14:18.044
9		2:35.035 P	43.613	45.968	1:05.454	210.5	11:16:53.079





Circuito de Madrid Jarama - RACE

Campeonato RACE de Turismos

ENTRENAMIENTO PRIVADO

Mejores Sectores



Sector - 1				Sector - 2				Sector - 3				Vta. Ideal vs Vta. Mejor			
Clas	Nº	Piloto	Tiempo	Nº	Piloto	Tiempo	Nº	Piloto	Tiempo	Clas	Nº	Piloto	Vta. Ideal	Vta. Mejor	Clas
1	12	Alexander Villanueva Ruiz	39.835	25	Sergio Vivanco Redondo	33.900	6	Francisco Comendador Rome	28.743	1	25	Sergio Vivanco Redondo	1:42.961	1:43.132	1
2	25	Sergio Vivanco Redondo	40.124	6	Francisco Comendador Rome	34.165	25	Sergio Vivanco Redondo	28.937	2	6	Francisco Comendador Rome	1:43.141	1:44.833	4
3	6	Francisco Comendador Rome	40.233	12	Alexander Villanueva Ruiz	34.445	12	Alexander Villanueva Ruiz	29.017	3	12	Alexander Villanueva Ruiz	1:43.297	1:43.688	2
4	2	Luis Aguilera Alvarez	40.501	7	Ethan Muniesa Ejarque	34.564	2	Luis Aguilera Alvarez	29.277	4	2	Luis Aguilera Alvarez	1:44.403	1:44.411	3
5	15	Juan Carlos Esteban Garcia	40.577	2	Luis Aguilera Alvarez	34.625	7	Ethan Muniesa Ejarque	29.663	5	7	Ethan Muniesa Ejarque	1:45.032	1:45.053	5
6	7	Ethan Muniesa Ejarque	40.805	15	Juan Carlos Esteban Garcia	34.925	1	Ander Gamon Aguinagalde	29.677	6	15	Juan Carlos Esteban Garcia	1:45.261	1:45.506	6
7	88	Lopez Anos - Rodríguez Sastr	41.318	1	Ander Gamon Aguinagalde	35.102	88	Lopez Anos - Rodríguez Sastr	29.696	7	1	Ander Gamon Aguinagalde	1:46.106	1:46.106	7
8	1	Ander Gamon Aguinagalde	41.327	88	Lopez Anos - Rodríguez Sastr	35.666	15	Juan Carlos Esteban Garcia	29.759	8	88	Lopez Anos - Rodríguez Sastr	1:46.680	1:46.680	8
9	20	Juan Francisco Gastañaga	42.135	55	Vicente Gabriel Valles Piera	36.226	55	Vicente Gabriel Valles Piera	30.893	9	55	Vicente Gabriel Valles Piera	1:49.789	1:50.927	9
10	55	Vicente Gabriel Valles Piera	42.670	14	Mateo Muncharaz Adrado	37.071	77	Sergio Muñoz De La Vieja	31.452	10	20	Juan Francisco Gastañaga	1:51.235	1:51.235	10
11	14	Mateo Muncharaz Adrado	43.790	20	Juan Francisco Gastañaga	37.215	20	Juan Francisco Gastañaga	31.885	11	14	Mateo Muncharaz Adrado	1:52.885	1:55.024	12
12	5	Sanz Mostajo - Luis Carrillo	44.028	77	Sergio Muñoz De La Vieja	38.237	40	Francho Echegoyen Cortes	31.965	12	77	Sergio Muñoz De La Vieja	1:54.372	1:54.372	11
13	40	Francho Echegoyen Cortes	44.230	40	Francho Echegoyen Cortes	38.719	14	Mateo Muncharaz Adrado	32.024	13	40	Francho Echegoyen Cortes	1:54.914	1:55.402	13
14	77	Sergio Muñoz De La Vieja	44.683	33	Enric Roig Roldan	39.161	33	Enric Roig Roldan	32.215	14	5	Sanz Mostajo - Luis Carrillo	1:56.326	1:58.408	15
15	58	Hector Palacios Vazquez	45.113	58	Hector Palacios Vazquez	39.169	5	Sanz Mostajo - Luis Carrillo	32.638	15	33	Enric Roig Roldan	1:56.994	1:57.422	14
16	48	Juan Carlos Zorrilla Hierro	45.407	5	Sanz Mostajo - Luis Carrillo	39.660	26	Emilio Jose Lopez Gonzalez	33.111	16	58	Hector Palacios Vazquez	1:57.538	2:00.930	18
17	33	Enric Roig Roldan	45.618	48	Juan Carlos Zorrilla Hierro	39.834	48	Juan Carlos Zorrilla Hierro	33.128	17	48	Juan Carlos Zorrilla Hierro	1:58.369	1:59.692	17
18	26	Emilio Jose Lopez Gonzalez	45.793	26	Emilio Jose Lopez Gonzalez	40.327	58	Hector Palacios Vazquez	33.256	18	26	Emilio Jose Lopez Gonzalez	1:59.231	1:59.231	16
19	9	Daniel Oliver Ponz	47.973	9	Daniel Oliver Ponz	42.162	38	Angel Sobrino De Toro	34.986	19	9	Daniel Oliver Ponz	2:05.279	2:05.333	19
20	16	Joseba Aranburu Lopez	48.153	16	Joseba Aranburu Lopez	42.575	9	Daniel Oliver Ponz	35.144	20	16	Joseba Aranburu Lopez	2:05.884	2:05.902	20
21	18	Jesus Lahoz Martin	48.387	18	Jesus Lahoz Martin	42.639	16	Joseba Aranburu Lopez	35.156	21	38	Angel Sobrino De Toro	2:06.638	2:08.857	23
22	38	Angel Sobrino De Toro	48.569	37	Victor Cantin Pinilla	42.956	37	Victor Cantin Pinilla	36.050	22	18	Jesus Lahoz Martin	2:07.135	2:07.598	21
23	37	Victor Cantin Pinilla	48.772	38	Angel Sobrino De Toro	43.083	19	Juan Dominguez Roca	36.075	23	37	Victor Cantin Pinilla	2:07.778	2:08.289	22
24	11	Lander Seguin Marcos	49.656	23	Sylvain Xavier Soler	43.471	18	Jesus Lahoz Martin	36.109	24	19	Juan Dominguez Roca	2:09.489	2:09.852	24
25	19	Juan Dominguez Roca	49.667	19	Juan Dominguez Roca	43.747	11	Lander Seguin Marcos	36.404	25	11	Lander Seguin Marcos	2:10.001	2:10.133	25
26	23	Sylvain Xavier Soler	51.062	11	Lander Seguin Marcos	43.941	23	Sylvain Xavier Soler	37.257	26	23	Sylvain Xavier Soler	2:11.790	2:11.825	26
27	28	Jose Alberto Sanchez Royo	51.541	28	Jose Alberto Sanchez Royo	44.609	28	Jose Alberto Sanchez Royo	37.507	27	28	Jose Alberto Sanchez Royo	2:13.657	2:13.657	27
28	4	Ivan Perez Sanchez	1:02.546	4	Ivan Perez Sanchez	55.897	4	Ivan Perez Sanchez	42.488	28	4	Ivan Perez Sanchez	2:40.931	2:55.422	28





Circuito de Madrid Jarama - RACE
Campeonato RACE de Turismos
ENTRENAMIENTO PRIVADO
5 Mejores Tiempos



Circuito de Madrid Jarama-RACE 3.850 m.

Cl	Nº	Concursante	Piloto 1	Piloto 2	Vehiculo	Cat	Cl	Mejor 1		Mejor 2		Mejor 3		Mejor 4		Mejor 5	
								Tiempo	Vta	Tiempo	Vta	Tiempo	Vta	Tiempo	Vta	Tiempo	Vta
1	25	ESCUADERIA BAIX EMPORDÀ	Sergio Vivanco Redondo		BMW M4	5	1	1:43.132	3	1:44.039	6	1:44.091	4	1:44.661	2	1:46.282	5
2	12	ALEXANDER VILLANUEVA RUI	Alexander Villanueva Ruiz		HYUNDAI I20	TCR	1	1:43.688	7	1:43.859	5	1:44.238	8	1:44.896	9	1:45.191	6
3	2	ESCUADERÍA MOTOR TERRAS	Luis Aguilera Alvarez		GINETA GT3	5	2	1:44.411	10	1:45.288	9	1:46.615	8	1:47.856	7	1:51.176	4
4	6	VSR MOTORSPORT	Francisco Comendador Romero		NISSAN GT-R	5	3	1:44.833	3	1:47.002	4	1:50.222	2	2:16.875	5	2:22.268	7
5	7	ESCUADERIA SANTA BARBARA DE	Ethan Muniesa Ejarque		BMW M3	C-L	1	1:45.053	10	1:45.571	8	1:46.189	7	1:48.764	4	1:54.305	9
6	15	DESGUACES LA TORRE	Juan Carlos Esteban Garcia		PEUGEOT 308	4	1	1:45.506	9	1:45.885	8	1:48.005	4	1:49.105	7	1:50.590	3
7	1	R.A.C. CIRCUITO GUADALOPE	Ander Gamon Aguinagalde		CUPRA TCR	TCR	2	1:46.106	4	1:47.169	5	1:53.610	3	1:57.174	2	2:04.250	6
8	88	R.A.C. CIRCUITO GUADALOPE	Luis Lopez Anos	Alvaro Rodríguez Sastre	PORSCHE 968 CS	C-L	2	1:46.680	8	1:47.869	7	1:54.107	4	2:00.540	2	2:01.514	3
9	55	CLUB DE AUTOMOVILISMO LA VILA	Vicente Gabriel Valles Piera		FORD FIESTA	3	1	1:50.927	8	1:51.621	6	1:52.012	9	1:52.228	7	1:54.460	4
10	20	PROMOCOPA	Juan Francisco Gastañaga Martínez		CUPRA VZ	TCR	3	1:51.235	5	1:52.490	9	1:54.797	8	1:55.202	4	1:58.921	2
11	77	PROMOCOPA	Sergio Muñoz De La Vieja		BMW 325	2	1	1:54.372	4	1:57.536	3	2:06.798	5	4:05.733	2		
12	14	RX PRO RACING	Mateo Muncharaz Adrado		PEUGEOT 308	4	2	1:55.024	3	2:01.104	2	2:13.523	4	7:49.061	5		
13	40	AUTOMOVIL CLUB ZARAGOZA	Francho Echegoyen Cortes		HYUNDAI COUPE V6	2	2	1:55.402	5	1:55.511	10	1:55.659	7	1:55.716	6	1:56.270	4
14	33	ESCUADERIA BAIX EMPORDÀ	Enric Roig Roldan		HONDA CIVIC TURBO	5	4	1:57.422	4	1:59.496	3	2:26.047	2	2:32.150	5		
15	5	AUTOMOVIL CLUB ZARAGOZA	Carlos Sanz Mostajo	Jose Luis Carrillo German	HYUNDAI COUPE V6	2	3	1:58.408	6	1:58.446	4	2:00.249	5	2:02.272	3	2:11.659	2
16	26	ESCUADERIA CERRO NEGRO	Emilio Jose Lopez Gonzalez		HYUNDAI GETZ	1	1	1:59.231	7	2:01.029	3	2:01.351	6	2:06.714	2	2:16.104	4
17	48	ASOCIACION ESPAÑOLA DE CLASICOS DEPORTIVOS	Juan Carlos Zorrilla Hierro		PORSCHE 968 CS	C-L	3	1:59.692	6	2:00.454	5	2:01.566	7	2:02.897	4	2:06.872	3
18	58	AUTOMOVIL CLUB ALICANTE	Hector Palacios Vazquez		MAZDA MX5	2	4	2:00.930	3	2:03.615	4	2:08.593	2	2:16.092	6	2:17.489	5
19	9	R.A.C. CIRCUITO GUADALOPE	Daniel Oliver Ponz		CITROEN SAXO	1	2	2:05.333	3	2:05.771	5	2:06.211	2	2:06.926	4	2:10.117	8
20	16	R.A.C. CIRCUITO GUADALOPE	Joseba Aranburu Lopez		CITROEN SAXO	1	3	2:05.902	6	2:06.309	8	2:06.604	7	2:06.849	3	2:06.861	9
21	18	R.A.C. CIRCUITO GUADALOPE	Jesus Lahoz Martín		ALFA GTV	C-L	4	2:07.598	8	2:08.120	9	2:08.380	7	2:11.095	5	2:11.410	6
22	37	R.A.C. CIRCUITO GUADALOPE	Victor Cantin Pinilla		CITROEN SAXO	1	4	2:08.289	7	2:08.352	9	2:08.480	3	2:08.717	8	2:08.792	2
23	38	ESCUADERIA CERRO NEGRO	Angel Sobrino De Toro		HYUNDAI GETZ JTD	1	5	2:08.857	5	2:08.932	8	2:12.023	4	2:15.818	2	2:16.294	3
24	19	CADEAL MOTOR CLUB	Juan Dominguez Roca		CITROEN SAXO	1	6	2:09.852	4	2:09.974	2	2:10.975	3	2:17.611	5	2:40.048	7
25	11	R.A.C. CIRCUITO GUADALOPE	Lander Seguin Marcos		CITROEN SAXO	1	7	2:10.133	6	2:10.466	9	2:11.059	7	2:12.324	2	2:12.721	8
26	23	R.A.C. CIRCUITO GUADALOPE	Sylvain Xavier Soler		CITROEN SAXO	1	8	2:11.825	3	2:35.871	4	5:02.731	2				
27	28	R.A.C. CIRCUITO GUADALOPE	Jose Alberto Sanchez Royo		CITROEN SAXO	1	9	2:13.657	4	2:15.667	3	2:21.527	2	2:55.326	5		
28	4	R.A.C. CIRCUITO GUADALOPE	Ivan Perez Sanchez		PEUGEOT 207 PROTO	3	2	2:55.422	2								





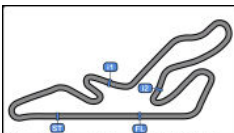
Circuito de Madrid Jarama - RACE
Campeonato RACE de Turismos
ENTRENAMIENTO PRIVADO
5 Mejores Velocidades



Circuito de Madrid Jarama-RACE 3.850 m.

Cl	Nº	Concursante	Piloto 1	Piloto 2	Vehiculo	Cat	Cl	Top 1		Top 2		Top 3		Top 4		Top 5		Avg
								Km/h	Vta	Km/h	Vta	Km/h	Vta	Km/h	Vta	Km/h	Vta	
1	25	ESCUADERIA BAIX EMPORDÀ	Sergio Vivanco Redondo		BMW M4	5	1	231.7	3	228.3	6	208.0	4	201.4	5	200.7	2	214.0
2	12	ALEXANDER VILLANUEVA RUI	Alexander Villanueva Ruiz		HYUNDAI I20	TCR	1	229.2	8	227.3	5	226.8	6	226.4	9	225.0	7	226.9
3	2	ESCUADERÍA MOTOR TERRAS	Luis Aguilera Alvarez		GINETA GT3	5	2	228.8	5	226.4	9	216.8	10	216.0	7	210.1	8	219.6
4	7	ESCUADERIA SANTA BARBARA DE	Ethan Muniesa Ejarque		BMW M3	C-L	1	225.0	9	222.2	8	219.5	10	216.4	7	205.3	5	217.6
5	6	VSR MOTORSPORT	Francisco Comendador Romero		NISSAN GT-R	5	3	219.9	4	209.7	3	163.3	2	144.0	5	133.9	7	174.2
6	15	DESGUACES LA TORRE	Juan Carlos Esteban Garcia		PEUGEOT 308	4	1	216.8	9	216.4	4	211.3	7	205.3	8	195.2	2	209.0
7	88	R.A.C. CIRCUITO GUADALOPE	Luis Lopez Anos	Alvaro Rodriguez Sastre	PORSCHE 968 CS	C-L	2	213.8	8	210.5	9	204.1	5	201.1	4	200.3	7	206.0
8	1	R.A.C. CIRCUITO GUADALOPE	Ander Gamon Aguinagalde		CUPRA TCR	TCR	2	209.3	4	186.5	6	177.9	5	168.2	2	148.3	3	178.0
9	20	PROMOCOPA	Juan Francisco Gastañaga Martinez		CUPRA VZ	TCR	3	204.5	9	204.1	6	196.7	5	191.1	8	189.1	4	197.1
10	55	CLUB DE AUTOMOVILISMO LA VILA	Vicente Gabriel Valles Piera		FORD FIESTA	3	1	200.3	10	199.6	7	196.3	9	187.8	6	186.5	5	194.1
11	5	AUTOMOVIL CLUB ZARAGOZA	Carlos Sanz Mostajo	Jose Luis Carrillo German	HYUNDAI COUPE V6	2	1	198.8	5	197.0	7	196.0	6	194.5	9	193.8	4	196.0
12	40	AUTOMOVIL CLUB ZARAGOZA	Francho Echegoyen Cortes		HYUNDAI COUPE V6	2	2	193.8	6	193.8	10	192.5	4	190.8	8	187.1	5	191.6
13	14	RX PRO RACING	Mateo Muncharaz Adrado		PEUGEOT 308	4	2	192.5	4	185.8	3	147.3	2	92.3	5	87.0	1	141.0
14	48	ASOCIACION ESPAÑOLA DE CLASICOS DEPORTIVOS	Juan Carlos Zorrilla Hierro		PORSCHE 968 CS	C-L	3	187.1	6	185.2	7	170.0	4	153.8	5	148.1	3	168.8
15	26	ESCUADERIA CERRO NEGRO	Emilio Jose Lopez Gonzalez		HYUNDAI GETZ	1	1	186.2	6	185.8	7	183.9	3	179.1	8	178.2	4	182.6
16	18	R.A.C. CIRCUITO GUADALOPE	Jesus Lahoz Martin		ALFA GTV	C-L	4	183.0	7	182.7	4	180.3	6	179.1	9	176.1	8	180.2
17	58	AUTOMOVIL CLUB ALICANTE	Hector Palacios Vazquez		MAZDA MX5	2	3	183.0	4	178.8	6	160.0	3	152.5	2	126.4	5	160.1
18	38	ESCUADERIA CERRO NEGRO	Angel Sobrino De Toro		HYUNDAI GETZ JTD	1	2	181.2	8	179.1	6	155.6	5	152.3	4	141.3	3	161.9
19	77	PROMOCOPA	Sergio Muñoz De La Vieja		BMW 325	2	4	180.9	3	172.5	5	171.9	4	86.1	2	84.0	1	139.1
20	9	R.A.C. CIRCUITO GUADALOPE	Daniel Oliver Ponz		CITROEN SAXO	1	3	177.3	3	176.4	6	176.1	5	175.8	4	175.3	2	176.2
21	16	R.A.C. CIRCUITO GUADALOPE	Joseba Aranburu Lopez		CITROEN SAXO	1	4	176.7	10	176.4	4	175.6	5	175.3	3	175.3	6	175.8
22	37	R.A.C. CIRCUITO GUADALOPE	Victor Cantin Pinilla		CITROEN SAXO	1	5	173.6	7	172.5	6	171.7	4	171.4	3	171.4	10	172.1
23	11	R.A.C. CIRCUITO GUADALOPE	Lander Seguin Marcos		CITROEN SAXO	1	6	173.3	6	171.7	5	170.8	2	169.8	8	168.4	9	170.8
24	19	CADEAL MOTOR CLUB	Juan Dominguez Roca		CITROEN SAXO	1	7	173.0	3	173.0	5	172.5	7	170.3	2	164.8	4	170.7
25	28	R.A.C. CIRCUITO GUADALOPE	Jose Alberto Sanchez Royo		CITROEN SAXO	1	8	172.8	4	171.9	5	170.3	3	166.4	2	60.9	1	148.4
26	33	ESCUADERIA BAIX EMPORDÀ	Enric Roig Roldan		HONDA CIVIC TURBO	5	4	170.8	4	158.5	3	146.5	2	146.3	5	65.2	1	137.5
27	23	R.A.C. CIRCUITO GUADALOPE	Sylvain Xavier Soler		CITROEN SAXO	1	9	157.2	4	144.3	3	76.0	1	52.4	2			107.5
28	4	R.A.C. CIRCUITO GUADALOPE	Ivan Perez Sanchez		PEUGEOT 207 PROTO	3	2	108.1	2	58.4	1							83.2





Circuito de Madrid Jarama - RACE

Campeonato RACE de Turismos

ENTRENAMIENTO PRIVADO

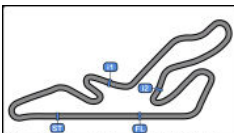
Secuencia Vueltas Rápidas

Circuito de Madrid Jarama-RACE 3.850 m.



Vta	Hora Día	Tiempo Sesión	Nº	Concursante	Piloto 1	Piloto 2	Vehiculo	Cat	Tiempo	Km/h
2	10:57:06.060	4:06.060	1	R.A.C. CIRCUITO GUADALOPE	Ander Gamon Aguinagalde		CUPRA TCR	TCR	1:57.174	118.2
2	10:57:10.371	4:10.371	7	ESCUADERIA SANTA BARBARA DE UTRILLAS	Ethan Muniesa Ejarque		BMW M3	C-L	1:56.671	118.7
2	10:58:09.714	5:09.714	15	DESGUACES LA TORRE	Juan Carlos Esteban Garcia		PEUGEOT 308	4	1:54.016	121.5
3	10:58:59.670	5:59.670	1	R.A.C. CIRCUITO GUADALOPE	Ander Gamon Aguinagalde		CUPRA TCR	TCR	1:53.610	121.9
3	11:00:00.304	7:00.304	15	DESGUACES LA TORRE	Juan Carlos Esteban Garcia		PEUGEOT 308	4	1:50.590	125.3
4	11:00:45.776	7:45.776	1	R.A.C. CIRCUITO GUADALOPE	Ander Gamon Aguinagalde		CUPRA TCR	TCR	1:46.106	130.6
3	11:03:49.736	10:49.736	6	VSR MOTORSPORT	Francisco Comendador Romero		NISSAN GT-R	5	1:44.833	132.2
5	11:06:58.535	13:58.535	12	ALEXANDER VILLANUEVA RUIZ	Alexander Villanueva Ruiz		HYUNDAI I20	TCR	1:43.859	133.4
3	11:09:27.369	16:27.369	25	ESCUADERIA BAIX EMPORDÀ	Sergio Vivanco Redondo		BMW M4	5	1:43.132	134.3





Circuito de Madrid Jarama - RACE
Campeonato RACE de Turismos
ENTRENAMIENTO PRIVADO
Mejor Máxima Velocidad del Evento



Nº	Concursante	Piloto 1	Piloto 2	Vehiculo	Cat	Km/h	Sesión
25	ESCUADERIA BAIX EMPORDÀ	Sergio Vivanco Redondo		BMW M4	5	231.7	ENTRENAMIENTO PRIVADO
12	ALEXANDER VILLANUEVA RUIZ	Alexander Villanueva Ruiz		HYUNDAI I20	TCR	229.2	ENTRENAMIENTO PRIVADO
2	ESCUADERÍA MOTOR TERRASSA	Luis Aguilera Alvarez		GINETA GT3	5	228.8	ENTRENAMIENTO PRIVADO
7	ESCUADERIA SANTA BARBARA DE UTRILLAS	Ethan Muniesa Ejarque		BMW M3	C-L	225.0	ENTRENAMIENTO PRIVADO
6	VSR MOTORSPORT	Francisco Comendador Romero		NISSAN GT-R	5	219.9	ENTRENAMIENTO PRIVADO
15	DESGUACES LA TORRE	Juan Carlos Esteban Garcia		PEUGEOT 308	4	216.8	ENTRENAMIENTO PRIVADO
88	R.A.C. CIRCUITO GUADALOPE	Luis Lopez Anos	Alvaro Rodríguez Sastre	PORSCHE 968 CS	C-L	213.8	ENTRENAMIENTO PRIVADO
1	R.A.C. CIRCUITO GUADALOPE	Ander Gamon Aguinagalde		CUPRA TCR	TCR	209.3	ENTRENAMIENTO PRIVADO
20	PROMOCOPA	Juan Francisco Gastafaga Martinez		CUPRA VZ	TCR	204.5	ENTRENAMIENTO PRIVADO
55	CLUB DE AUTOMOVILISMO LA VILA	Vicente Gabriel Valles Piera		FORD FIESTA	3	200.3	ENTRENAMIENTO PRIVADO
5	AUTOMOVIL CLUB ZARAGOZA	Carlos Sanz Mostajo	Jose Luis Carrillo German	HYUNDAI COUPE V6	2	198.8	ENTRENAMIENTO PRIVADO
40	AUTOMOVIL CLUB ZARAGOZA	Francho Echegoyen Cortes		HYUNDAI COUPE V6	2	193.8	ENTRENAMIENTO PRIVADO
14	RX PRO RACING	Mateo Muncharaz Adrado		PEUGEOT 308	4	192.5	ENTRENAMIENTO PRIVADO
48	ASOCIACION ESPAÑOLA DE CLÁSICOS DEPORTIVOS	Juan Carlos Zorrilla Hierro		PORSCHE 968 CS	C-L	187.1	ENTRENAMIENTO PRIVADO
26	ESCUADERIA CERRO NEGRO	Emilio Jose Lopez Gonzalez		HYUNDAI GETZ	1	186.2	ENTRENAMIENTO PRIVADO
58	AUTOMOVIL CLUB ALICANTE	Hector Palacios Vazquez		MAZDA MX5	2	183.0	ENTRENAMIENTO PRIVADO
18	R.A.C. CIRCUITO GUADALOPE	Jesus Lahoz Martin		ALFA GTV	C-L	183.0	ENTRENAMIENTO PRIVADO
38	ESCUADERIA CERRO NEGRO	Angel Sobrino De Toro		HYUNDAI GETZ JTD	1	181.2	ENTRENAMIENTO PRIVADO
77	PROMOCOPA	Sergio Muñoz De La Vieja		BMW 325	2	180.9	ENTRENAMIENTO PRIVADO
9	R.A.C. CIRCUITO GUADALOPE	Daniel Oliver Ponz		CITROEN SAXO	1	177.3	ENTRENAMIENTO PRIVADO
16	R.A.C. CIRCUITO GUADALOPE	Joseba Aranburu Lopez		CITROEN SAXO	1	176.7	ENTRENAMIENTO PRIVADO
37	R.A.C. CIRCUITO GUADALOPE	Victor Cantin Pinilla		CITROEN SAXO	1	173.6	ENTRENAMIENTO PRIVADO
11	R.A.C. CIRCUITO GUADALOPE	Lander Seguin Marcos		CITROEN SAXO	1	173.3	ENTRENAMIENTO PRIVADO
19	CADEAL MOTOR CLUB	Juan Dominguez Roca		CITROEN SAXO	1	173.0	ENTRENAMIENTO PRIVADO
28	R.A.C. CIRCUITO GUADALOPE	Jose Alberto Sanchez Royo		CITROEN SAXO	1	172.8	ENTRENAMIENTO PRIVADO
33	ESCUADERIA BAIX EMPORDÀ	Enric Roig Roldan		HONDA CIVIC TURBO	5	170.8	ENTRENAMIENTO PRIVADO
23	R.A.C. CIRCUITO GUADALOPE	Sylvain Xavier Soler		CITROEN SAXO	1	157.2	ENTRENAMIENTO PRIVADO
4	R.A.C. CIRCUITO GUADALOPE	Ivan Perez Sanchez		PEUGEOT 207 PROTO	3	108.1	ENTRENAMIENTO PRIVADO





Circuito de Madrid Jarama - RACE
Campeonato RACE de Turismos
ENTRENAMIENTO PRIVADO
Tiempos Parada en Pit



2 Luis Aguilera Alvarez GINETA GT3

5 ESCUDERÍA MOTOR TERRAS

Nº	Hora Día Entrada	Tiempo Entrada	Tiempo Salida	Tiempo Box	T. Box Total
1	11:03:47.237	11:03:47.237	11:05:00.177	1:12.940	1:12.940

5 Carlos Sanz Mostajo HYUNDAI COUPE V6

2 Jose Luis Carrillo German AUTOMOVIL CLUB ZARAGOZA

Nº	Hora Día Entrada	Tiempo Entrada	Tiempo Salida	Tiempo Box	T. Box Total
1	11:09:38.115	11:09:38.115	11:11:56.164	2:18.049	2:18.049

6 Francisco Comendador Romero NISSAN GT-R

5 VSR MOTORSPORT

Nº	Hora Día Entrada	Tiempo Entrada	Tiempo Salida	Tiempo Box	T. Box Total
1	11:07:47.367	11:07:47.367	11:11:20.173	3:32.806	3:32.806

7 Ethan Muniesa Ejarque BMW M3

C-L ESCUDERIA SANTA BARBARA

Nº	Hora Día Entrada	Tiempo Entrada	Tiempo Salida	Tiempo Box	T. Box Total
1	11:02:45.472	11:02:45.472	11:05:27.980	2:42.508	2:42.508

9 Daniel Oliver Ponz CITROEN SAXO

1 R.A.C. CIRCUITO GUADALOPE

Nº	Hora Día Entrada	Tiempo Entrada	Tiempo Salida	Tiempo Box	T. Box Total
1	11:06:16.028	11:06:16.028	11:08:53.146	2:37.118	2:37.118

11 Lander Seguin Marcos CITROEN SAXO

1 R.A.C. CIRCUITO GUADALOPE

Nº	Hora Día Entrada	Tiempo Entrada	Tiempo Salida	Tiempo Box	T. Box Total
1	11:00:00.278	11:00:00.278	11:01:19.542	1:19.264	1:19.264

12 Alexander Villanueva Ruiz HYUNDAI I20

TCR ALEXANDER VILLANUEVA RUI

Nº	Hora Día Entrada	Tiempo Entrada	Tiempo Salida	Tiempo Box	T. Box Total
1	10:58:11.734	10:58:11.734	11:01:39.155	3:27.421	3:27.421

14 Mateo Muncharaz Adrado PEUGEOT 308

4 RX PRO RACING

Nº	Hora Día Entrada	Tiempo Entrada	Tiempo Salida	Tiempo Box	T. Box Total
1	11:03:10.963	11:03:10.963	11:08:40.413	5:29.450	5:29.450

15 Juan Carlos Esteban Garcia PEUGEOT 308

4 DESGUACES LA TORRE

Nº	Hora Día Entrada	Tiempo Entrada	Tiempo Salida	Tiempo Box	T. Box Total
1	11:04:03.700	11:04:03.700	11:06:25.960	2:22.260	2:22.260

19 Juan Dominguez Roca CITROEN SAXO

1 CADEAL MOTOR CLUB

Nº	Hora Día Entrada	Tiempo Entrada	Tiempo Salida	Tiempo Box	T. Box Total
1	11:08:27.201	11:08:27.201	11:11:58.620	3:31.419	3:31.419

20 Juan Francisco Gastañaga CUPRA VZ

TCR PROMOCOPA

Nº	Hora Día Entrada	Tiempo Entrada	Tiempo Salida	Tiempo Box	T. Box Total
1	11:05:03.215	11:05:03.215	11:06:49.207	1:45.992	1:45.992

23 Sylvain Xavier Soler CITROEN SAXO

1 R.A.C. CIRCUITO GUADALOPE

Nº	Hora Día Entrada	Tiempo Entrada	Tiempo Salida	Tiempo Box	T. Box Total
1	10:56:04.448	10:56:04.448	10:58:50.467	2:46.019	2:46.019

26 Emilio Jose Lopez Gonzalez HYUNDAI GETZ

1 ESCUDERIA CERRO NEGRO

Nº	Hora Día Entrada	Tiempo Entrada	Tiempo Salida	Tiempo Box	T. Box Total
1	11:02:14.260	11:02:14.260	11:04:49.003	2:34.743	2:34.743

37 Victor Cantin Pinilla CITROEN SAXO

1 R.A.C. CIRCUITO GUADALOPE

Nº	Hora Día Entrada	Tiempo Entrada	Tiempo Salida	Tiempo Box	T. Box Total
1	11:02:16.240	11:02:16.240	11:03:48.643	1:32.403	1:32.403

38 Angel Sobrino De Toro HYUNDAI GETZ JTD

1 ESCUDERIA CERRO NEGRO

Nº	Hora Día Entrada	Tiempo Entrada	Tiempo Salida	Tiempo Box	T. Box Total
1	11:07:04.026	11:07:04.026	11:09:15.236	2:11.210	2:11.210

77 Sergio Muñoz De La Vieja BMW 325

2 PROMOCOPA

Nº	Hora Día Entrada	Tiempo Entrada	Tiempo Salida	Tiempo Box	T. Box Total
1	10:56:14.190	10:56:14.190	10:58:22.158	2:07.968	2:07.968

88 Luis Lopez Anos PORSCHE 968 CS

C-L Alvaro Rodríguez Sastre R.A.C. CIRCUITO GUADALOPE

Nº	Hora Día Entrada	Tiempo Entrada	Tiempo Salida	Tiempo Box	T. Box Total
1	11:05:06.417	11:05:06.417	11:08:50.954	3:44.537	3:44.537

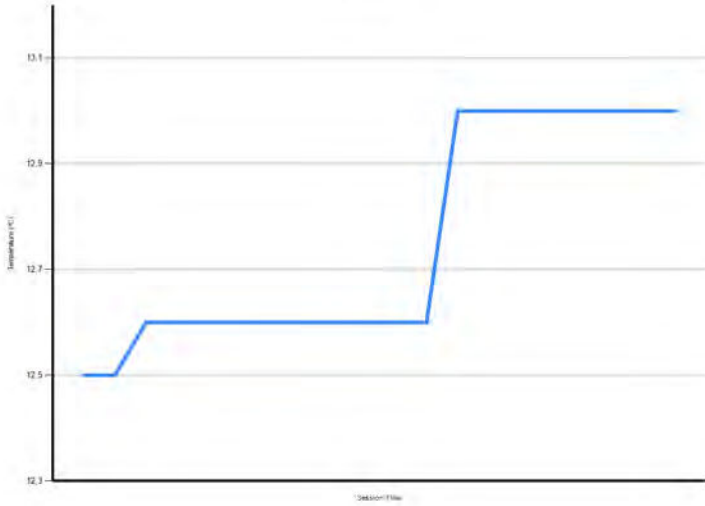




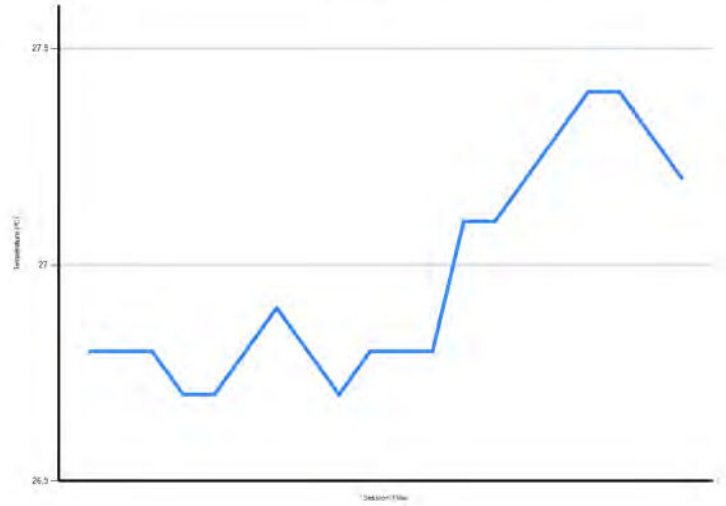
Circuito de Madrid Jarama - RACE
Campeonato RACE de Turismos
ENTRENAMIENTO PRIVADO
Informe Meteorológico



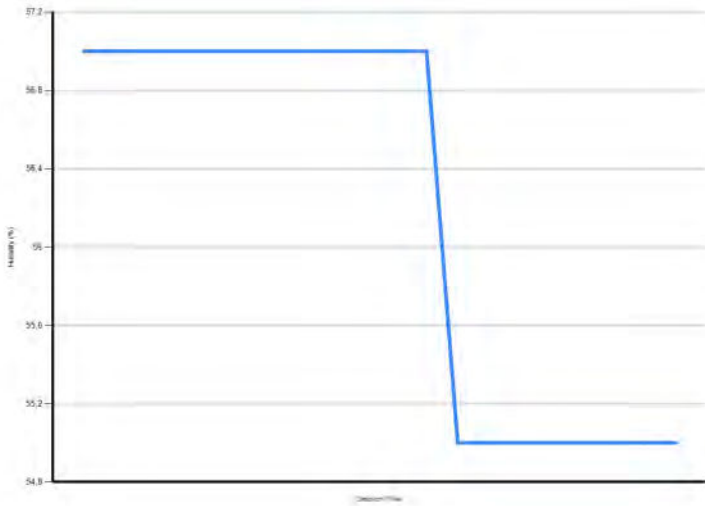
Temperatura Aire




Temperatura Pista



Humidad



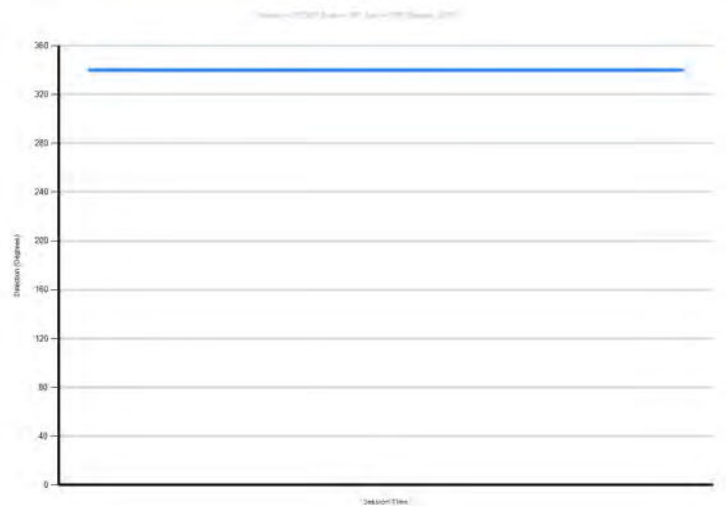
Presión

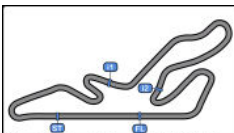


Velocidad Viento



Dirección Viento





Circuito de Madrid Jarama - RACE

Campeonato RACE de Turismos

ENTRENAMIENTO PRIVADO

Resultados Finales



Circuito de Madrid Jarama-RACE 3.850 m.

Cls	Nº	Concursante	Piloto 1	Piloto 2	Vehiculo	Cat	Cls	Vtas.	Mejor	Tiempo	Dif 1º	Interval	Km/h
1	25	ESCUADERIA BAIX EMPORDÀ	Sergio Vivanco Redondo		BMW M4	5	1	7	3	1:43.132			134.3
2	12	ALEXANDER VILLANUEVA RUIZ	Alexander Villanueva Ruiz		HYUNDAI I20	TCR	1	10	7	1:43.688	0.556	0.556	133.6
3	2	ESCUADERÍA MOTOR TERRASS	Luis Aguilera Alvarez		GINETA GT3	5	2	11	10	1:44.411	1.279	0.723	132.7
4	6	VSR MOTORSPORT	Francisco Comendador Romero		NISSAN GT-R	5	3	7	3	1:44.833	1.701	0.422	132.2
5	7	ESCUADERIA SANTA BARBARA DE UTRILLAS	Ethan Muniesa Ejarque		BMW M3	C-L	1	11	10	1:45.053	1.921	0.220	131.9
6	15	DESGUACES LA TORRE	Juan Carlos Esteban Garcia		PEUGEOT 308	4	1	10	9	1:45.506	2.374	0.453	131.3
7	1	R.A.C. CIRCUITO GUADALOPE	Ander Gamon Aguinagalde		CUPRA TCR	TCR	2	6	4	1:46.106	2.974	0.600	130.6
8	88	R.A.C. CIRCUITO GUADALOPE	Luis Lopez Anos	Alvaro Rodríguez Sastre	PORSCHE 968 CS	C-L	2	9	8	1:46.680	3.548	0.574	129.9
9	55	CLUB DE AUTOMOVILISMO LA VILA	Vicente Gabriel Valles Piera		FORD FIESTA	3	1	10	8	1:50.927	7.795	4.247	124.9
10	20	PROMOCOPA	Juan Francisco Gastañaga Martinez		CUPRA VZ	TCR	3	10	5	1:51.235	8.103	0.308	124.6
11	77	PROMOCOPA	Sergio Muñoz De La Vieja		BMW 325	2	1	5	4	1:54.372	11.240	3.137	121.1
12	14	RX PRO RACING	Mateo Muncharaz Adrado		PEUGEOT 308	4	2	5	3	1:55.024	11.892	0.652	120.4
13	40	AUTOMOVIL CLUB ZARAGOZA	Francho Echevoyen Cortes		HYUNDAI COUPE V6	2	2	11	5	1:55.402	12.270	0.378	120.1
14	33	ESCUADERIA BAIX EMPORDÀ	Enric Roig Roldan		HONDA CIVIC TURBO	5	4	5	4	1:57.422	14.290	2.020	118.0
15	5	AUTOMOVIL CLUB ZARAGOZA	Carlos Sanz Mostajo	Jose Luis Carrillo German	HYUNDAI COUPE V6	2	3	9	6	1:58.408	15.276	0.986	117.0
16	26	ESCUADERIA CERRO NEGRO	Emilio Jose Lopez Gonzalez		HYUNDAI GETZ	1	1	8	7	1:59.231	16.099	0.823	116.2
17	48	ASOCIACION ESPAÑOLA DE CLASICOS DEPORTIVOS	Juan Carlos Zorrilla Hierro		PORSCHE 968 CS	C-L	3	8	6	1:59.692	16.560	0.461	115.7
18	58	AUTOMOVIL CLUB ALICANTE	Hector Palacios Vazquez		MAZDA MX5	2	4	6	3	2:00.930	17.798	1.238	114.6
19	9	R.A.C. CIRCUITO GUADALOPE	Daniel Oliver Ponz		CITROEN SAXO	1	2	9	3	2:05.333	22.201	4.403	110.5
20	16	R.A.C. CIRCUITO GUADALOPE	Joseba Aranburu Lopez		CITROEN SAXO	1	3	11	6	2:05.902	22.770	0.569	110.0
21	18	R.A.C. CIRCUITO GUADALOPE	Jesus Lahoz Martin		ALFA GTV	C-L	4	10	8	2:07.598	24.466	1.696	108.6
22	37	R.A.C. CIRCUITO GUADALOPE	Victor Cantin Pinilla		CITROEN SAXO	1	4	10	7	2:08.289	25.157	0.691	108.0
23	38	ESCUADERIA CERRO NEGRO	Angel Sobrino De Toro		HYUNDAI GETZ JTD	1	5	9	5	2:08.857	25.725	0.568	107.5
24	19	CADEAL MOTOR CLUB	Juan Dominguez Roca		CITROEN SAXO	1	6	7	4	2:09.852	26.720	0.995	106.7
25	11	R.A.C. CIRCUITO GUADALOPE	Lander Seguin Marcos		CITROEN SAXO	1	7	10	6	2:10.133	27.001	0.281	106.5
26	23	R.A.C. CIRCUITO GUADALOPE	Sylvain Xavier Soler		CITROEN SAXO	1	8	4	3	2:11.825	28.693	1.692	105.1
27	28	R.A.C. CIRCUITO GUADALOPE	Jose Alberto Sanchez Royo		CITROEN SAXO	1	9	5	4	2:13.657	30.525	1.832	103.6
28	4	R.A.C. CIRCUITO GUADALOPE	Ivan Perez Sanchez		PEUGEOT 207 PROTO	3	2	2	2	2:55.422	1:12.290	41.765	79.0

Publicado a las:.....

Temp Pista: 27.2 °C Temp Aire: 13.0 °C Humedad: 55 % Estado Pista: SECA

Comisarios Deportivos:

Rubén Collar

José María Solís

Ángel Linaje

Cronometrador:

María Jesús Gamazo

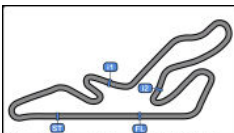
CD-01548-ESP/M

CD-01272-ESP/M

CD-00082-ESP/M

JCR-00499-ESP/M





Circuito de Madrid Jarama - RACE

Campeonato RACE de Turismos

CRONOMETRADOS 1

Resultados Provisionales



Circuito de Madrid Jarama-RACE 3.850 m.

Cls	Nº	Concursante	Piloto 1	Piloto 2	Vehiculo	Cat	Cls	Vtas.	Mejor	Tiempo	Dif 1º	Interval	Km/h
1	25	ESCUADERIA BAIX EMPORDÀ	Sergio Vivanco Redondo		BMW M4	5	1	6	2	1:40.082			138.4
2	6	VSR MOTORSPORT	Francisco Comendador Romero		NISSAN GT-R	5	2	10	6	1:40.276	0.194	0.194	138.2
3	3	ANGEL LANCHARES ALONSO	Angel Lanchares Alonso	Ramiro Garcia-Pumarino Santofimia	PORSCHE 997 CUP	5	3	9	8	1:42.299	2.217	2.023	135.4
4	1	R.A.C. CIRCUITO GUADALOPE	Ander Gamon Aguinagalde		CUPRA TCR	TCR	1	8	6	1:42.537	2.455	0.238	135.1
5	12	ALEXANDER VILLANUEVA RUIZ	Alexander Villanueva Ruiz		HYUNDAI I20	TCR	2	8	6	1:43.473	3.391	0.936	133.9
6	7	ESCUADERIA SANTA BARBARA DE UTRILLAS	Ethan Muniesa Ejarque		BMW M3	C-L	1	9	5	1:44.299	4.217	0.826	132.8
7	33	ESCUADERIA BAIX EMPORDÀ	Enric Roig Roldan		HONDA CIVIC TURBO	5	4	5	4	1:44.669	4.587	0.370	132.4
8	15	DESGUACES LA TORRE	Juan Carlos Esteban Garcia		PEUGEOT 308	4	1	8	5	1:45.403	5.321	0.734	131.4
9	20	PROMOCOPA	Juan Francisco Gastañaga Martinez		CUPRA VZ	TCR	3	9	8	1:47.447	7.365	2.044	128.9
10	4	R.A.C. CIRCUITO GUADALOPE	Ivan Perez Sanchez		PEUGEOT 207 PROTO	3	1	9	7	1:49.338	9.256	1.891	126.7
11	55	CLUB DE AUTOMOVILISMO LA VILA	Vicente Gabriel Valles Piera		FORD FIESTA	3	2	6	4	1:49.421	9.339	0.083	126.6
12	88	R.A.C. CIRCUITO GUADALOPE	Luis Lopez Anos		PORSCHE 968 CS	C-L	2	9	6	1:50.040	9.958	0.619	125.9
13	77	PROMOCOPA	Sergio Muñoz De La Vieja		BMW 325	2	1	8	7	1:50.758	10.676	0.718	125.1
14	8	ESCUADERIA 1000 LAGOS	Javier Moreno Garcia		PEUGEOT 205	1	1	7	3	1:52.615	12.533	1.857	123.0
15	58	AUTOMOVIL CLUB ALICANTE	Hector Palacios Vazquez		MAZDA MX5	2	2	9	3	1:53.459	13.377	0.844	122.1
16	48	ASOCIACION ESPAÑOLA DE CLASICOS DEPORTIVOS	Juan Carlos Zorrilla Hierro		PORSCHE 968 CS	C-L	3	8	6	1:54.687	14.605	1.228	120.8
17	10	MI MOTORSPORT	Alberto Martinez Alvarez		BMW M3 E46	4	2	5	4	1:54.986	14.904	0.299	120.5
18	5	AUTOMOVIL CLUB ZARAGOZA	Carlos Sanz Mostajo	Jose Luis Carrillo German	HYUNDAI COUPE V6	2	3	7	4	1:55.496	15.414	0.510	120.0
19	14	RX PRO RACING	Mateo Muncharaz Adrado		PEUGEOT 308	4	3	6	3	1:57.477	17.395	1.981	117.9
20	40	AUTOMOVIL CLUB ZARAGOZA	Francho Echegoyen Cortes		HYUNDAI COUPE V6	2	4	6	2	1:57.594	17.512	0.117	117.8
21	57	BALBOR MOTORSPORT CLUB DE AUTOMOVILISMO	Jaime Cela Talavera		CITROEN SAXO	1	2	8	5	1:58.809	18.727	1.215	116.6
22	26	ESCUADERIA CERRO NEGRO	Emilio Jose Lopez Gonzalez		HYUNDAI GETZ	1	3	7	4	1:59.633	19.551	0.824	115.8
23	38	ESCUADERIA CERRO NEGRO	Angel Sobrino De Toro		HYUNDAI GETZ JTD	1	4	8	5	2:02.819	22.737	3.186	112.8
24	18	R.A.C. CIRCUITO GUADALOPE	Jesus Lahoz Martin		ALFA GTV	C-L	4	7	4	2:05.998	25.916	3.179	110.0
25	16	R.A.C. CIRCUITO GUADALOPE	Joseba Aranburu Lopez		CITROEN SAXO	1	5	8	6	2:06.181	26.099	0.183	109.8
26	19	CADEAL MOTOR CLUB	Juan Dominguez Roca		CITROEN SAXO	1	6	6	4	2:07.007	26.925	0.826	109.1
27	53	ESCUADERIA CENTRO	Jorge Martinez Garcia	Adrian Martinez Perez	CITROEN SAXO	1	7	7	4	2:07.029	26.947	0.022	109.1
28	9	R.A.C. CIRCUITO GUADALOPE	Daniel Oliver Ponz		CITROEN SAXO	1	8	6	4	2:07.248	27.166	0.219	108.9
29	51	ESCUADERIA CENTRO	Jorge Martinez Perez		CITROEN SAXO	1	9	6	5	2:08.133	28.051	0.885	108.1
30	37	R.A.C. CIRCUITO GUADALOPE	Victor Cantin Pinilla		CITROEN SAXO	1	10	7	3	2:08.400	28.318	0.267	107.9
31	11	R.A.C. CIRCUITO GUADALOPE	Lander Seguin Marcos		CITROEN SAXO	1	11	7	6	2:12.244	32.162	3.844	104.8
32	28	R.A.C. CIRCUITO GUADALOPE	Jose Alberto Sanchez Royo		CITROEN SAXO	1	12	7	4	2:12.974	32.892	0.730	104.2

Publicado a las:.....

Temp Pista: 30.7 °C Temp Aire: 15.0 °C Humedad: 49 % Estado Pista: SECA

Director Carrera:

F. Javier Soler

DC-00502-ESP/M

Cronometrador:

María Jesús Gamazo

JCR-00499-ESP/M





Circuito de Madrid Jarama - RACE
Campeonato RACE de Turismos
CRONOMETRADOS 1
Resultados Provisionales por Categoría



Campeonato RACE Categoría 5													
Cls	Nº	Concursante	Piloto 1	Piloto 2	Vehiculo	Cat	Cls	Vtas.	Mejor	Tiempo	Dif 1º	Interval	Km/h
1	25	ESCUADERIA BAIX EMPORDÀ	Sergio Vivanco Redondo		BMW M4	5	1	6	2	1:40.082			138.4
2	6	VSR MOTORSPORT	Francisco Comendador Romero		NISSAN GT-R	5	2	10	6	1:40.276	0.194	0.194	138.2
3	3	ANGEL LANCHARES ALONSO	Angel Lanchares Alonso	Ramiro Garcia-Pumarino Santofimia	PORSCHE 997 CUP	5	3	9	8	1:42.299	2.217	2.023	135.4
4	33	ESCUADERIA BAIX EMPORDÀ	Enric Roig Roldan		HONDA CIVIC TURBO	5	4	5	4	1:44.669	4.587	2.370	132.4

TCR													
Cls	Nº	Concursante	Piloto 1	Piloto 2	Vehiculo	Cat	Cls	Vtas.	Mejor	Tiempo	Dif 1º	Interval	Km/h
1	1	R.A.C. CIRCUITO GUADALOPE	Ander Gamon Aguinagalde		CUPRA TCR	TCR	1	8	6	1:42.537			135.1
2	12	ALEXANDER VILLANUEVA RUIZ	Alexander Villanueva Ruiz		HYUNDAI I20	TCR	2	8	6	1:43.473	0.936	0.936	133.9
3	20	PROMOCOPA	Juan Francisco Gastañaga Martinez		CUPRA VZ	TCR	3	9	8	1:47.447	4.910	3.974	128.9

C-L													
Cls	Nº	Concursante	Piloto 1	Piloto 2	Vehiculo	Cat	Cls	Vtas.	Mejor	Tiempo	Dif 1º	Interval	Km/h
1	7	ESCUADERIA SANTA BARBARA DE UTRILLAS	Ethan Muniesa Ejarque		BMW M3	C-L	1	9	5	1:44.299			132.8
2	88	R.A.C. CIRCUITO GUADALOPE	Luis Lopez Anos		PORSCHE 968 CS	C-L	2	9	6	1:50.040	5.741	5.741	125.9
3	48	ASOCIACION ESPAÑOLA DE CLASICOS DEPORTIVOS	Juan Carlos Zorrilla Hierro		PORSCHE 968 CS	C-L	3	8	6	1:54.687	10.388	4.647	120.8
4	18	R.A.C. CIRCUITO GUADALOPE	Jesus Lahoz Martin		ALFA GTV	C-L	4	7	4	2:05.998	21.699	11.311	110.0

Campeonato RACE Categoría 4													
Cls	Nº	Concursante	Piloto 1	Piloto 2	Vehiculo	Cat	Cls	Vtas.	Mejor	Tiempo	Dif 1º	Interval	Km/h
1	15	DESGUACES LA TORRE	Juan Carlos Esteban Garcia		PEUGEOT 308	4	1	8	5	1:45.403			131.4
2	10	MI MOTORSPORT	Alberto Martinez Alvarez		BMW M3 E46	4	2	5	4	1:54.986	9.583	9.583	120.5
3	14	RX PRO RACING	Mateo Muncharaz Adrado		PEUGEOT 308	4	3	6	3	1:57.477	12.074	2.491	117.9

Campeonato RACE Categoría 3													
Cls	Nº	Concursante	Piloto 1	Piloto 2	Vehiculo	Cat	Cls	Vtas.	Mejor	Tiempo	Dif 1º	Interval	Km/h
1	4	R.A.C. CIRCUITO GUADALOPE	Ivan Perez Sanchez		PEUGEOT 207 PROTO	3	1	9	7	1:49.338			126.7
2	55	CLUB DE AUTOMOVILISMO LA VILA	Vicente Gabriel Valles Piera		FORD FIESTA	3	2	6	4	1:49.421	0.083	0.083	126.6

Campeonato RACE Categoría 2													
Cls	Nº	Concursante	Piloto 1	Piloto 2	Vehiculo	Cat	Cls	Vtas.	Mejor	Tiempo	Dif 1º	Interval	Km/h
1	77	PROMOCOPA	Sergio Muñoz De La Vieja		BMW 325	2	1	8	7	1:50.758			125.1
2	58	AUTOMOVIL CLUB ALICANTE	Hector Palacios Vazquez		MAZDA MX5	2	2	9	3	1:53.459	2.701	2.701	122.1
3	5	AUTOMOVIL CLUB ZARAGOZA	Carlos Sanz Mostajo	Jose Luis Carrillo German	HYUNDAI COUPE V6	2	3	7	4	1:55.496	4.738	2.037	120.0

Publicado a las:.....

Temp Pista: **30.7 °C** Temp Aire: **15.0 °C** Humedad: **49 %** Estado Pista: **SECA**

Director Carrera:	F. Javier Soler	Cronometrador:	Maria Jesús Gamazo
	DC-00502-ESP/M		JCR-00499-ESP/M





Circuito de Madrid Jarama - RACE
Campeonato RACE de Turismos
CRONOMETRADOS 1
Resultados Provisionales por Categoría



Campeonato RACE Categoría 2													
Cls	Nº	Concursante	Piloto 1	Piloto 2	Vehículo	Cat	Cls	Vtas.	Mejor	Tiempo	Dif 1º	Interval	Km/h
4	40	AUTOMOVIL CLUB ZARAGOZA	Francho Echegoyen Cortes		HYUNDAI COUPE V6	2	4	6	2	1:57.594	6.836	2.098	117.8

Campeonato RACE Categoría 1													
Cls	Nº	Concursante	Piloto 1	Piloto 2	Vehículo	Cat	Cls	Vtas.	Mejor	Tiempo	Dif 1º	Interval	Km/h
1	8	ESCUADERIA 1000 LAGOS	Javier Moreno Garcia		PEUGEOT 205	1	1	7	3	1:52.615			123.0
2	57	BALBOR MOTORSPORT CLUB DE AUTOMOVILISMO	Jaime Cela Talavera		CITROEN SAXO	1	2	8	5	1:58.809	6.194	6.194	116.6
3	26	ESCUADERIA CERRO NEGRO	Emilio Jose Lopez Gonzalez		HYUNDAI GETZ	1	3	7	4	1:59.633	7.018	0.824	115.8
4	38	ESCUADERIA CERRO NEGRO	Angel Sobrino De Toro		HYUNDAI GETZ JTD	1	4	8	5	2:02.819	10.204	3.186	112.8
5	16	R.A.C. CIRCUITO GUADALOPE	Joseba Aranburu Lopez		CITROEN SAXO	1	5	8	6	2:06.181	13.566	3.362	109.8
6	19	CADEAL MOTOR CLUB	Juan Dominguez Roca		CITROEN SAXO	1	6	6	4	2:07.007	14.392	0.826	109.1
7	53	ESCUADERIA CENTRO	Jorge Martinez Garcia	Adrian Martinez Perez	CITROEN SAXO	1	7	7	4	2:07.029	14.414	0.022	109.1
8	9	R.A.C. CIRCUITO GUADALOPE	Daniel Oliver Ponz		CITROEN SAXO	1	8	6	4	2:07.248	14.633	0.219	108.9
9	51	ESCUADERIA CENTRO	Jorge Martinez Perez		CITROEN SAXO	1	9	6	5	2:08.133	15.518	0.885	108.1
10	37	R.A.C. CIRCUITO GUADALOPE	Victor Cantin Pinilla		CITROEN SAXO	1	10	7	3	2:08.400	15.785	0.267	107.9
11	11	R.A.C. CIRCUITO GUADALOPE	Lander Seguin Marcos		CITROEN SAXO	1	11	7	6	2:12.244	19.629	3.844	104.8
12	28	R.A.C. CIRCUITO GUADALOPE	Jose Alberto Sanchez Royo		CITROEN SAXO	1	12	7	4	2:12.974	20.359	0.730	104.2

Publicado a las:.....

Temp Pista: **30.7 °C** Temp Aire: **15.0 °C** Humedad: **49 %** Estado Pista: **SECA**

Director Carrera:	F. Javier Soler	Cronometrador:	María Jesús Gamazo
	DC-00502-ESP/M		JCR-00499-ESP/M





Circuito de Madrid Jarama - RACE
Campeonato RACE de Turismos
CRONOMETRADOS 1
Tiempos Por Vuelta



1	Ander Gamon Aguinagalde	CUPRA TCR	6	Francisco Comendador Romero	NISSAN GT-R
	TCR	R.A.C. CIRCUITO GUADALOPE	5		VSR MOTORSPORT

Vta	D	Tiempo	Sector 1	Sector 2	Sector 3	T. Spd	Elapsed	Vta	D	Tiempo	Sector 1	Sector 2	Sector 3	T. Spd	Elapsed
1		12:41:41.757	12:40:29.472	39.559	32.726	76.1	12:41:41.757	1		12:41:19.207	12:40:10.774	38.416	30.017	104.1	12:41:19.207
2		2:02.446	53.614	37.660	31.172	145.3	12:43:44.203	2		1:41.813	40.305	32.983	28.525	214.7	12:43:01.020
3		1:44.316	40.420	35.032	28.864	213.8	12:45:28.519	3		1:40.818	39.194	33.310	28.314	233.2	12:44:41.838
4		1:51.690	40.581	35.437	35.672	200.3	12:47:20.209	4		1:43.065	39.700	34.318	29.047	234.2	12:46:24.903
5		2:22.218	54.724	55.411	32.083	133.9	12:49:42.427	5		1:44.506	39.127	36.340	29.039	223.6	12:48:09.409
6		1:42.537	39.937	33.864	28.736	208.4	12:51:24.964	6		1:40.276	39.268	33.048	27.960	236.3	12:49:49.685
7		2:24.482	53.071	57.401	34.010	201.8	12:53:49.446	7		1:51.167	44.630	37.207	29.330	147.3	12:51:40.852
8		2:21.996 P	47.247	48.669	46.080	216.8	12:56:11.442	8		1:43.095	39.086	35.868	28.141	238.4	12:53:23.947
9								9		1:42.557	39.170	33.483	29.904	238.9	12:55:06.504
10								10		2:25.170 P	51.676	39.292	54.202	114.8	12:57:31.674

3	Angel Lanchares Alonso	PORSCHE 997 CUP			BMW M3
	5	Ramiro Garcia-Pumarino	ANGEL LANCHARES ALONSO		C-L

Vta	D	Tiempo	Sector 1	Sector 2	Sector 3	T. Spd	Elapsed	Vta	D	Tiempo	Sector 1	Sector 2	Sector 3	T. Spd	Elapsed
1		12:41:49.333	12:40:33.391	43.500	32.442	95.4	12:41:49.333	1		12:42:51.207	12:41:38.118	41.660	31.429	90.5	12:42:51.207
2	1	1:51.381	43.933	36.066	31.382	155.8	12:43:40.714	2		1:48.427	42.223	35.895	30.309	211.7	12:44:39.634
3	1	1:45.087	40.824	35.167	29.096	221.7	12:45:25.801	3		1:48.858	42.161	35.258	31.439	223.1	12:46:28.492
4	1	1:45.186	40.337	35.773	29.076	225.0	12:47:10.987	4		1:45.838	41.498	34.837	29.503	217.3	12:48:14.330
5	1	1:50.311	43.373	35.358	31.580	199.6	12:49:01.298	5		1:44.299	40.390	34.555	29.354	228.8	12:49:58.629
6	1	2:37.422	1:30.897	37.411	29.114	238.4	12:51:38.720	6		2:01.355	47.033	39.548	34.774	217.3	12:51:59.984
7	1	1:46.887	39.602	36.955	30.330	228.3	12:53:25.607	7		1:52.434	40.859	39.141	32.434	224.5	12:53:52.418
8	1	1:42.299	39.732	33.706	28.861	204.1	12:55:07.906	8		2:05.058	40.692	46.759	37.607	222.6	12:55:57.476
9	1	2:25.641 P	50.919	40.603	54.119	134.6	12:57:33.547	9		2:48.960 P	1:00.634	54.945	53.381	96.3	12:58:46.436

4	Ivan Perez Sanchez	PEUGEOT 207 PROTO			
	3		R.A.C. CIRCUITO GUADALOPE		

Vta	D	Tiempo	Sector 1	Sector 2	Sector 3	T. Spd	Elapsed	Vta	D	Tiempo	Sector 1	Sector 2	Sector 3	T. Spd	Elapsed
1		12:41:24.456	12:40:03.346	45.070	36.040	82.3	12:41:24.456	1		12:42:35.719	12:41:20.062	42.696	32.961	69.0	12:42:35.719
2		1:59.652	48.377	39.276	31.999	136.1	12:43:24.108	2		1:54.493	44.536	37.968	31.989	186.5	12:44:30.212
3		1:53.393	43.621	38.463	31.309	204.1	12:45:17.501	3		1:52.615	43.299	37.948	31.368	192.5	12:46:22.827
4		1:53.361	42.827	39.247	31.287	208.4	12:47:10.862	4		2:04.437 P	44.550	39.836	40.051	203.7	12:48:27.264
5		2:18.874	57.904	47.491	33.479	187.5	12:49:29.736	5		3:38.262	2:27.859	38.791	31.612	73.3	12:52:05.526
6		1:49.743	42.160	36.930	30.653	203.3	12:51:19.479	6		1:53.107	43.197	38.537	31.373	202.2	12:53:58.633
7		1:49.338	41.745	36.977	30.616	205.3	12:53:08.817	7		2:25.139 P	49.298	42.300	53.541	199.6	12:56:23.772
8		1:49.960	42.322	36.770	30.868	208.4	12:54:58.777								
9		2:38.329 P	56.193	50.029	52.107	192.5	12:57:37.106								

5	Carlos Sanz Mostajo	HYUNDAI COUPE V6			
	2	Jose Luis Carrillo German	AUTOMOVIL CLUB ZARAGOZA		R.A.C. CIRCUITO GUADALOPE

Vta	D	Tiempo	Sector 1	Sector 2	Sector 3	T. Spd	Elapsed	Vta	D	Tiempo	Sector 1	Sector 2	Sector 3	T. Spd	Elapsed
1	1	12:43:34.821	12:42:16.355	43.234	35.232	82.7	12:43:34.821	1		12:42:11.385	12:40:45.462	48.568	37.355	75.7	12:42:11.385
2	1	1:58.032	45.632	39.757	32.643	196.3	12:45:32.853	2		2:11.008	50.371	44.602	36.035	160.7	12:44:22.393
3	1	1:55.769	43.387	39.352	33.030	202.6	12:47:28.622	3		2:07.885	49.079	42.986	35.820	170.3	12:46:30.278
4	1	1:55.496	44.323	39.148	32.025	201.4	12:49:24.118	4		2:07.248	48.618	43.086	35.544	174.1	12:48:37.526
5	1	2:57.794	1:42.235	41.114	34.445	201.8	12:52:21.912	5		2:18.026	52.916	47.688	37.422	173.3	12:50:55.552
6	1	1:56.497	44.136	39.573	32.788	200.3	12:54:18.409	6		2:32.772 P	54.384	51.011	47.377	172.2	12:53:28.324
7	1	2:41.276 P	55.421	53.631	52.224	181.8	12:56:59.685								

10	Alberto Martinez Alvarez	BMW M3 E46			
	4		MI MOTORSPORT		

Vta	D	Tiempo	Sector 1	Sector 2	Sector 3	T. Spd	Elapsed
1		12:42:17.046	12:40:44.973	56.251	35.822	80.4	12:42:17.046
2		1:59.199	45.858	39.941	33.400	178.5	12:44:16.245
3		1:55.545	43.443	39.655	32.447	204.5	12:46:11.790
4		1:54.986	43.918	38.795	32.273	191.1	12:48:06.776
5		2:38.291 P	49.982	54.126	54.183	211.3	12:50:45.067





Circuito de Madrid Jarama - RACE
Campeonato RACE de Turismos
CRONOMETRADOS 1
Tiempos Por Vuelta



11 Lander Seguin Marcos CITROEN SAXO **18** Jesus Lahoz Martin ALFA GTV

R.A.C. CIRCUITO GUADALOPE							C-L						R.A.C. CIRCUITO GUADALOPE					
Vta	D	Tiempo	Sector 1	Sector 2	Sector 3	T. Spd	Elapsed	Vta	D	Tiempo	Sector 1	Sector 2	Sector 3	T. Spd	Elapsed			
1		12:42:38.569	12:41:16.073	45.342	37.154	78.4	12:42:38.569	1		12:42:02.961	12:40:28.041	54.898	40.022	71.2	12:42:02.961			
2		2:14.102	50.138	45.123	38.841	172.8	12:44:52.671	2		2:16.543	52.894	45.364	38.285	162.8	12:44:19.504			
3		2:20.872 P	50.985	46.722	43.165	167.1	12:47:13.543	3		2:09.670	48.100	45.469	36.101	185.8	12:46:29.174			
4		3:21.615	1:59.740	43.930	37.945	71.2	12:50:35.158	4		2:05.998	47.543	42.419	36.036	184.3	12:48:35.172			
5		2:13.063	51.244	45.271	36.548	168.7	12:52:48.221	5		2:06.869	48.519	42.752	35.598	188.4	12:50:42.041			
6		2:12.244	51.110	44.747	36.387	175.8	12:55:00.465	6		2:07.371	48.006	43.606	35.759	185.5	12:52:49.412			
7		2:48.806 P	57.024	55.464	56.318	133.1	12:57:49.271	7		2:42.317 P	50.750	51.820	59.747	178.8	12:55:31.729			

12 Alexander Villanueva Ruiz HYUNDAI I20 **19** Juan Dominguez Roca CITROEN SAXO

ALEXANDER VILLANUEVA RUIZ							1						CADEAL MOTOR CLUB					
Vta	D	Tiempo	Sector 1	Sector 2	Sector 3	T. Spd	Elapsed	Vta	D	Tiempo	Sector 1	Sector 2	Sector 3	T. Spd	Elapsed			
1		12:41:16.655	12:40:05.229	40.319	31.107	96.6	12:41:16.655	1		12:42:11.853	12:40:43.331	52.217	36.305	71.4	12:42:11.853			
2		1:54.021 P	42.070	36.148	35.803	224.0	12:43:10.676	2		2:11.207	50.632	44.932	35.643	157.4	12:44:23.060			
3		4:40.243	3:36.212	34.293	29.738	100.3	12:47:50.919	3		2:07.867	49.106	43.194	35.567	175.8	12:46:30.927			
4		1:43.839	40.645	34.068	29.126	226.8	12:49:34.758	4		2:07.007	48.717	42.885	35.405	178.5	12:48:37.934			
5		1:45.363	41.017	35.517	28.829	226.4	12:51:20.121	5		2:08.539	49.022	43.831	35.686	172.8	12:50:46.473			
6		1:43.473	39.686	34.533	29.254	227.3	12:53:03.594	6		2:17.414 P	48.754	43.459	45.201	175.8	12:53:03.887			
7		1:44.411	39.494	35.386	29.531	231.7	12:54:48.005											
8		2:36.208 P	54.198	47.805	54.205	153.1	12:57:24.213											

14 Mateo Muncharaz Adrado PEUGEOT 308 **20** Juan Francisco Gastañaga Martinez CUPRA VZ

RX PRO RACING							TCR						PROMOCOPA					
Vta	D	Tiempo	Sector 1	Sector 2	Sector 3	T. Spd	Elapsed	Vta	D	Tiempo	Sector 1	Sector 2	Sector 3	T. Spd	Elapsed			
1		12:47:14.412	12:45:59.882	42.937	31.593	78.0	12:47:14.412	1		12:41:24.484	12:40:07.552	42.803	34.129	72.4	12:41:24.484			
2		1:59.555	48.118	38.547	32.890	150.2	12:49:13.967	2		1:53.538	43.849	38.159	31.530	191.1	12:43:18.022			
3		1:57.477	45.627	38.800	33.050	182.7	12:51:11.444	3		1:49.924	41.459	37.274	31.191	208.8	12:45:07.946			
4		2:04.288 P	43.707	37.987	42.594	186.5	12:53:15.732	4		1:53.366	41.495	40.250	31.621	208.0	12:47:01.312			
5		2:16.485	1:07.468	37.163	31.854	87.2	12:55:32.217	5		1:59.839	46.583	40.465	32.791	202.6	12:49:01.151			
6		2:45.830 P	54.463	54.125	57.242	126.4	12:58:18.047	6		1:51.025	42.328	38.047	30.650	199.2	12:50:52.176			
								7		1:49.409	41.312	37.244	30.853	208.8	12:52:41.585			
								8		1:47.447	40.707	36.671	30.069	211.7	12:54:29.032			
								9		2:49.722 P	1:02.098	54.901	52.723	119.6	12:57:18.754			

15 Juan Carlos Esteban Garcia PEUGEOT 308 **25** Sergio Vivanco Redondo BMW M4

DESQUACES LA TORRE							5						ESCUDERIA BAIX EMPORDÀ					
Vta	D	Tiempo	Sector 1	Sector 2	Sector 3	T. Spd	Elapsed	Vta	D	Tiempo	Sector 1	Sector 2	Sector 3	T. Spd	Elapsed			
1		12:42:45.535	12:41:29.022	42.643	33.870	91.8	12:42:45.535	1		12:48:12.858	12:47:05.348	36.720	30.790	63.5	12:48:12.858			
2		1:57.946	49.554	37.469	30.923	157.2	12:44:43.481	2		1:40.082	38.501	32.839	28.742	236.3	12:49:52.940			
3		1:46.751	40.610	36.300	29.841	216.0	12:46:30.232	3		1:57.124	52.117	35.140	29.867	189.4	12:51:50.064			
4		1:46.018	40.549	36.047	29.422	211.3	12:48:16.250	4		1:41.060	38.818	33.340	28.902	237.8	12:53:31.124			
5		1:45.403	40.535	35.058	29.810	216.4	12:50:01.653	5		1:40.287	38.970	32.710	28.607	231.2	12:55:11.411			
6		2:06.985 P	47.580	37.528	41.877	195.2	12:52:08.638	6		2:40.121 P	53.544	49.156	57.421	129.3	12:57:51.532			
7		3:16.557	2:09.401	36.530	30.626	60.3	12:55:25.195											
8		2:47.593 P	54.027	56.603	56.963	130.5	12:58:12.788											

16 Joseba Aranburu Lopez CITROEN SAXO **26** Emilio Jose Lopez Gonzalez HYUNDAI GETZ

R.A.C. CIRCUITO GUADALOPE							1						ESCUDERIA CERRO NEGRO					
Vta	D	Tiempo	Sector 1	Sector 2	Sector 3	T. Spd	Elapsed	Vta	D	Tiempo	Sector 1	Sector 2	Sector 3	T. Spd	Elapsed			
1		12:42:26.300	12:40:37.346	1:00.545	48.409	58.9	12:42:26.300	1		12:42:20.241	12:40:53.019	48.987	38.235	71.6	12:42:20.241			
2		2:10.544	52.247	43.148	35.149	145.5	12:44:36.844	2		2:02.766	47.963	40.991	33.812	167.1	12:44:23.007			
3		2:07.439	49.394	42.835	35.210	177.6	12:46:44.283	3		2:01.138	45.848	41.750	33.540	183.0	12:46:24.145			
4		2:06.602	48.467	42.844	35.291	176.7	12:48:50.885	4		1:59.633	45.701	40.672	33.260	187.8	12:48:23.778			
5		2:06.947	48.365	42.938	35.644	177.6	12:50:57.832	5		2:12.789 P	46.537	41.382	44.870	178.5	12:50:36.567			
6		2:06.181	48.075	42.951	35.155	178.5	12:53:04.013	6		4:19.186	3:01.738	43.239	34.209	85.8	12:54:55.753			
7		2:07.631	49.131	42.632	35.868	177.9	12:55:11.644	7		2:51.074 P	58.083	56.392	56.599	155.3	12:57:46.827			
8		2:49.235 P	58.510	56.510	54.215	135.5	12:58:00.879											





Circuito de Madrid Jarama - RACE
Campeonato RACE de Turismos
CRONOMETRADOS 1
Tiempos Por Vuelta



28 Jose Alberto Sanchez Royo CITROEN SAXO **48** Juan Carlos Zorrilla Hierro PORSCHE 968 CS
 1 R.A.C. CIRCUITO GUADALOPE C-L ASOCIACION ESPAÑOLA DE

Vta	D	Tiempo	Sector 1	Sector 2	Sector 3	T. Spd	Elapsed	Vta	D	Tiempo	Sector 1	Sector 2	Sector 3	T. Spd	Elapsed
1		12:42:29.324	12:40:41.733	1:03.656	43.935	60.1	12:42:29.324	1		12:42:00.177	12:40:26.053	54.145	39.979	69.0	12:42:00.177
2		2:23.021	56.019	46.299	40.703	150.0	12:44:52.345	2		2:24.267 P	54.596	43.982	45.689	135.8	12:44:24.444
3		2:32.034	50.860	1:00.245	40.929	172.2	12:47:24.379	3		3:26.257	2:07.660	43.973	34.624	75.2	12:47:50.701
4		2:12.974	51.250	44.315	37.409	171.1	12:49:37.353	4		2:03.074	45.627	43.885	33.562	177.6	12:49:53.775
5		2:13.652	50.836	45.432	37.384	175.6	12:51:51.005	5		2:09.312	56.430	40.488	32.394	173.0	12:52:03.087
6		2:23.309	51.332	53.579	38.398	175.0	12:54:14.314	6		1:54.687	44.916	38.596	31.175	178.8	12:53:57.774
7		3:06.919 P	1:04.629	1:03.161	59.129	128.8	12:57:21.233	7		1:54.907	44.873	38.432	31.602	190.8	12:55:52.681
								8		2:45.254 P	58.946	55.126	51.182	127.2	12:58:37.935

33 Enric Roig Roldan HONDA CIVIC TURBO **51** Jorge Martinez Perez CITROEN SAXO
 5 ESCUDERIA BAIX EMPORDÀ 1 ESCUDERIA CENTRO

Vta	D	Tiempo	Sector 1	Sector 2	Sector 3	T. Spd	Elapsed	Vta	D	Tiempo	Sector 1	Sector 2	Sector 3	T. Spd	Elapsed
1		12:48:38.156	12:47:29.314		12:48:38.156	64.7	12:48:38.156	1		12:45:29.584	12:43:49.434	55.306	44.844	83.4	12:45:29.584
2		1:47.196	41.570	35.369	30.257	204.9	12:50:25.352	2		2:22.853	56.000	48.212	38.641	123.2	12:47:52.437
3		2:09.839	49.814	46.952	33.073	159.7	12:52:35.191	3		2:11.478	51.126	44.622	35.730	152.1	12:50:03.915
4		1:44.669	41.043	34.337	29.289	203.0	12:54:19.860	4		2:10.222	50.509	43.873	35.840	149.1	12:52:14.137
5		2:37.542 P	53.261	53.217	51.064	147.5	12:56:57.402	5		2:08.133	48.969	43.670	35.494	174.7	12:54:22.270
								6		2:43.556 P	57.775	55.239	50.542	133.6	12:57:05.826

37 Victor Cantin Pinilla CITROEN SAXO **53** Jorge Martinez Garcia CITROEN SAXO
 1 R.A.C. CIRCUITO GUADALOPE 1 Adrian Martinez Perez ESCUDERIA CENTRO

Vta	D	Tiempo	Sector 1	Sector 2	Sector 3	T. Spd	Elapsed	Vta	D	Tiempo	Sector 1	Sector 2	Sector 3	T. Spd	Elapsed
1		12:42:16.453	12:40:52.663	46.596	37.194	83.7	12:42:16.453	1		12:44:57.985	12:43:37.813	44.229	35.943	80.1	12:44:57.985
2		2:09.334	49.506	43.585	36.243	174.7	12:44:25.787	2		2:11.719	49.150	45.569	37.000	173.0	12:47:09.704
3		2:08.400	49.455	43.002	35.943	175.3	12:46:34.187	3		2:13.762	55.174	43.015	35.573	121.6	12:49:23.466
4		2:08.707	48.771	43.260	36.676	175.0	12:48:42.894	4		2:07.029	48.575	43.094	35.360	161.6	12:51:30.495
5		2:42.289 P	1:00.670	53.252	48.367	161.6	12:51:25.183	5		2:13.098	49.359	45.380	38.359	177.6	12:53:43.593
6		3:14.480	1:53.654	44.462	36.364	87.8	12:54:39.663	6		2:07.911	49.261	43.102	35.548	172.8	12:55:51.504
7		2:42.872 P	52.869	54.627	55.376	174.7	12:57:22.535	7		2:30.779 P	53.728	47.476	49.575	161.4	12:58:22.283

38 Angel Sobrino De Toro HYUNDAI GETZ JTD **55** Vicente Gabriel Valles FORD FIESTA
 1 ESCUDERIA CERRO NEGRO 3 CLUB DE AUTOMOVILISMO LA

Vta	D	Tiempo	Sector 1	Sector 2	Sector 3	T. Spd	Elapsed	Vta	D	Tiempo	Sector 1	Sector 2	Sector 3	T. Spd	Elapsed
1		12:41:31.907	12:40:10.799	45.069	36.039	67.3	12:41:31.907	1		12:41:23.145 P	12:39:56.367	42.058	44.720	78.7	12:41:23.145
2		2:05.225	48.070	42.830	34.325	173.0	12:43:37.132	2		4:29.857	3:20.984	37.613	31.260	50.5	12:45:53.002
3		2:04.701	47.727	43.173	33.801	192.5	12:45:41.833	3		1:51.415	42.502	37.849	31.064	202.6	12:47:44.417
4		2:03.453	46.383	42.702	34.368	188.4	12:47:45.286	4		1:49.421	42.344	36.302	30.775	205.3	12:49:33.838
5		2:02.819	47.463	41.750	33.606	193.2	12:49:48.105	5		1:49.831	43.440	36.013	30.378	178.2	12:51:23.669
6		2:04.576	48.948	41.241	34.387	173.0	12:51:52.681	6		2:23.758 P	51.430	45.982	46.346	165.3	12:53:47.427
7		2:12.329	47.157	43.632	41.540	183.9	12:54:05.010								
8		2:50.918 P	1:02.127	53.228	55.563	113.4	12:56:55.928								

40 Francho Echegoyen Cortes HYUNDAI COUPE V6 **57** Jaime Cela Talavera CITROEN SAXO
 2 AUTOMOVIL CLUB ZARAGOZA 1 BALBOR MOTORSPORT CLUB

Vta	D	Tiempo	Sector 1	Sector 2	Sector 3	T. Spd	Elapsed	Vta	D	Tiempo	Sector 1	Sector 2	Sector 3	T. Spd	Elapsed
1		12:41:25.438	12:40:09.390	42.101	33.947	84.9	12:41:25.438	1		12:43:05.030	12:41:37.701	49.346	37.983	74.6	12:43:05.030
2		1:57.594	45.186	39.426	32.982	180.3	12:43:23.032	2		2:02.322	47.070	41.962	33.290	180.9	12:45:07.352
3		1:58.572	46.125	39.533	32.914	200.0	12:45:21.604	3		2:01.440	45.721	42.189	33.530	180.6	12:47:08.792
4		2:18.518 P	50.047	42.945	45.526	170.0	12:47:40.122	4		2:03.305	48.421	41.860	33.024	177.0	12:49:12.097
5		6:23.514	5:10.466	40.150	32.898	80.8	12:54:03.636	5		1:58.809	45.296	40.257	33.256	187.5	12:51:10.906
6		2:17.756 P	48.479	39.681	49.596	145.5	12:56:21.392	6		2:00.207	46.195	40.502	33.510	175.8	12:53:11.113
								7		2:00.517	45.122	40.160	35.235	186.8	12:55:11.630
								8		2:43.950 P	55.850	55.492	52.608	130.4	12:57:55.580





Circuito de Madrid Jarama - RACE
Campeonato RACE de Turismos
CRONOMETRADOS 1
Tiempos Por Vuelta



58 Hector Palacios Vazquez MAZDA MX5
 2 AUTOMOVIL CLUB ALICANTE

Vta	D	Tiempo	Sector 1	Sector 2	Sector 3	T. Spd	Elapsed
1		12:41:19.475	12:39:59.073	46.376	34.026	86.1	12:41:19.475
2		1:54.564	44.281	38.353	31.930	192.8	12:43:14.039
3		1:53.459	43.403	38.390	31.666	202.2	12:45:07.498
4		1:59.905	43.781	43.519	32.605	190.1	12:47:07.403
5		2:01.519	49.105	39.668	32.746	190.1	12:49:08.922
6		2:13.942	47.231	53.705	33.006	201.4	12:51:22.864
7		2:08.636	51.096	44.446	33.094	187.8	12:53:31.500
8		1:55.246	44.147	37.883	33.216	191.8	12:55:26.746
9		2:47.759 P	58.498	52.461	56.800	113.6	12:58:14.505

77 Sergio Muñoz De La Vieja BMW 325
 2 PROMOCOPIA

Vta	D	Tiempo	Sector 1	Sector 2	Sector 3	T. Spd	Elapsed
1		12:41:25.252	12:40:08.363	42.587	34.302	82.6	12:41:25.252
2		1:53.399	44.704	37.567	31.128	182.1	12:43:18.651
3		1:52.014	42.907	37.949	31.158	183.6	12:45:10.665
4		1:53.713	43.169	39.464	31.080	176.4	12:47:04.378
5		1:57.925	46.357	38.667	32.901	176.1	12:49:02.303
6		1:51.821	43.325	36.940	31.556	188.4	12:50:54.124
7		1:50.758	42.830	37.071	30.857	189.8	12:52:44.882
8		2:12.019 P	46.284	41.807	43.928	160.2	12:54:56.901

88 Luis Lopez Anos PORSCHE 968 CS
 C-L R.A.C. CIRCUITO GUADALOPE

Vta	D	Tiempo	Sector 1	Sector 2	Sector 3	T. Spd	Elapsed
1		12:41:28.999	12:40:15.157	41.456	32.386	75.7	12:41:28.999
2		1:55.265	45.309	38.372	31.584	186.5	12:43:24.264
3		1:51.717	42.485	38.759	30.473	215.1	12:45:15.981
4		1:53.669	42.734	40.323	30.612	217.3	12:47:09.650
5		1:59.254	48.468	39.864	30.922	155.8	12:49:08.904
6		1:50.040	42.442	37.348	30.250	203.7	12:50:58.944
7		1:59.903	48.278	41.122	30.503	175.8	12:52:58.847
8		1:51.805	42.319	38.750	30.736	213.4	12:54:50.652
9		2:36.885 P	52.802	47.693	56.390	144.1	12:57:27.537





Circuito de Madrid Jarama - RACE

Campeonato RACE de Turismos

CRONOMETRADOS 1

Mejores Sectores



Sector - 1			Sector - 2			Sector - 3			Vta. Ideal vs Vta. Mejor			
Clas	Nº Piloto	Tiempo	Nº Piloto	Tiempo	Nº Piloto	Tiempo	Clas	Nº Piloto	Vta. Ideal	Vta. Mejor	Clas	
1	25 Sergio Vivanco Redondo	38.501	25 Sergio Vivanco Redondo	32.710	6 Francisco Comendador Rome	27.960	1	25 Sergio Vivanco Redondo	1:39.818	1:40.082	1	
2	6 Francisco Comendador Rome	39.086	6 Francisco Comendador Rome	32.983	25 Sergio Vivanco Redondo	28.607	2	6 Francisco Comendador Rome	1:40.029	1:40.276	2	
3	12 Alexander Villanueva Ruiz	39.494	3 Angel Lanchares Alonso	33.706	1 Ander Gamon Aguinagalde	28.736	3	3 Angel Lanchares Alonso	1:42.169	1:42.299	3	
4	3 Angel Lanchares Alonso	39.602	1 Ander Gamon Aguinagalde	33.864	12 Alexander Villanueva Ruiz	28.829	4	12 Alexander Villanueva Ruiz	1:42.391	1:43.473	5	
5	1 Ander Gamon Aguinagalde	39.937	12 Alexander Villanueva Ruiz	34.068	3 Angel Lanchares Alonso	28.861	5	1 Ander Gamon Aguinagalde	1:42.537	1:42.537	4	
6	7 Ethan Muniesa Ejarque	40.390	33 Enric Roig Roldan	34.337	33 Enric Roig Roldan	29.289	6	7 Ethan Muniesa Ejarque	1:44.299	1:44.299	6	
7	15 Juan Carlos Esteban Garcia	40.535	7 Ethan Muniesa Ejarque	34.555	7 Ethan Muniesa Ejarque	29.354	7	33 Enric Roig Roldan	1:44.669	1:44.669	7	
8	20 Juan Francisco Gastañaga	40.707	15 Juan Carlos Esteban Garcia	35.058	15 Juan Carlos Esteban Garcia	29.422	8	15 Juan Carlos Esteban Garcia	1:45.015	1:45.403	8	
9	33 Enric Roig Roldan	41.043	55 Vicente Gabriel Valles Piera	36.013	20 Juan Francisco Gastañaga	30.069	9	20 Juan Francisco Gastañaga	1:47.447	1:47.447	9	
10	4 Ivan Perez Sanchez	41.745	20 Juan Francisco Gastañaga	36.671	88 Luis Lopez Anos	30.250	10	55 Vicente Gabriel Valles Piera	1:48.735	1:49.421	11	
11	88 Luis Lopez Anos	42.319	4 Ivan Perez Sanchez	36.770	55 Vicente Gabriel Valles Piera	30.378	11	4 Ivan Perez Sanchez	1:49.131	1:49.338	10	
12	55 Vicente Gabriel Valles Piera	42.344	77 Sergio Muñoz De La Vieja	36.940	4 Ivan Perez Sanchez	30.616	12	88 Luis Lopez Anos	1:49.917	1:50.040	12	
13	77 Sergio Muñoz De La Vieja	42.830	14 Mateo Muncharaz Adrado	37.163	77 Sergio Muñoz De La Vieja	30.857	13	77 Sergio Muñoz De La Vieja	1:50.627	1:50.758	13	
14	8 Javier Moreno Garcia	43.197	88 Luis Lopez Anos	37.348	48 Juan Carlos Zorrilla Hierro	31.175	14	14 Mateo Muncharaz Adrado	1:52.463	1:57.477	19	
15	5 Carlos Sanz Mostajo	43.387	58 Hector Palacios Vazquez	37.883	8 Javier Moreno Garcia	31.368	15	8 Javier Moreno Garcia	1:52.513	1:52.615	14	
16	58 Hector Palacios Vazquez	43.403	8 Javier Moreno Garcia	37.948	14 Mateo Muncharaz Adrado	31.593	16	58 Hector Palacios Vazquez	1:52.952	1:53.459	15	
17	10 Alberto Martinez Alvarez	43.443	48 Juan Carlos Zorrilla Hierro	38.432	58 Hector Palacios Vazquez	31.666	17	48 Juan Carlos Zorrilla Hierro	1:54.480	1:54.687	16	
18	14 Mateo Muncharaz Adrado	43.707	10 Alberto Martinez Alvarez	38.795	5 Carlos Sanz Mostajo	32.025	18	10 Alberto Martinez Alvarez	1:54.511	1:54.986	17	
19	48 Juan Carlos Zorrilla Hierro	44.873	5 Carlos Sanz Mostajo	39.148	10 Alberto Martinez Alvarez	32.273	19	5 Carlos Sanz Mostajo	1:54.560	1:55.496	18	
20	57 Jaime Cela Talavera	45.122	40 Francho Echegoyen Cortes	39.426	40 Francho Echegoyen Cortes	32.898	20	40 Francho Echegoyen Cortes	1:57.510	1:57.594	20	
21	40 Francho Echegoyen Cortes	45.186	57 Jaime Cela Talavera	40.160	57 Jaime Cela Talavera	33.024	21	57 Jaime Cela Talavera	1:58.306	1:58.809	21	
22	26 Emilio Jose Lopez Gonzalez	45.701	26 Emilio Jose Lopez Gonzalez	40.672	26 Emilio Jose Lopez Gonzalez	33.260	22	26 Emilio Jose Lopez Gonzalez	1:59.633	1:59.633	22	
23	38 Angel Sobrino De Toro	46.383	38 Angel Sobrino De Toro	41.241	38 Angel Sobrino De Toro	33.606	23	38 Angel Sobrino De Toro	2:01.230	2:02.819	23	
24	18 Jesus Lahoz Martin	47.543	18 Jesus Lahoz Martin	42.419	16 Joseba Aranburu Lopez	35.149	24	18 Jesus Lahoz Martin	2:05.560	2:05.998	24	
25	16 Joseba Aranburu Lopez	48.075	16 Joseba Aranburu Lopez	42.632	53 Jorge Martinez Garcia	35.360	25	16 Joseba Aranburu Lopez	2:05.856	2:06.181	25	
26	53 Jorge Martinez Garcia	48.575	19 Juan Dominguez Roca	42.885	19 Juan Dominguez Roca	35.405	26	53 Jorge Martinez Garcia	2:06.950	2:07.029	27	
27	9 Daniel Oliver Ponz	48.618	9 Daniel Oliver Ponz	42.986	51 Jorge Martinez Perez	35.494	27	19 Juan Dominguez Roca	2:07.007	2:07.007	26	
28	19 Juan Dominguez Roca	48.717	37 Victor Cantin Pinilla	43.002	9 Daniel Oliver Ponz	35.544	28	9 Daniel Oliver Ponz	2:07.148	2:07.248	28	
29	37 Victor Cantin Pinilla	48.771	53 Jorge Martinez Garcia	43.015	18 Jesus Lahoz Martin	35.598	29	37 Victor Cantin Pinilla	2:07.716	2:08.400	30	
30	51 Jorge Martinez Perez	48.969	51 Jorge Martinez Perez	43.670	37 Victor Cantin Pinilla	35.943	30	51 Jorge Martinez Perez	2:08.133	2:08.133	29	
31	11 Lander Seguin Marcos	50.138	11 Lander Seguin Marcos	43.930	11 Lander Seguin Marcos	36.387	31	11 Lander Seguin Marcos	2:10.455	2:12.244	31	
32	28 Jose Alberto Sanchez Royo	50.836	28 Jose Alberto Sanchez Royo	44.315	28 Jose Alberto Sanchez Royo	37.384	32	28 Jose Alberto Sanchez Royo	2:12.535	2:12.974	32	





Circuito de Madrid Jarama - RACE
Campeonato RACE de Turismos
CRONOMETRADOS 1
5 Mejores Tiempos



Cl	Nº	Concursante	Piloto 1	Piloto 2	Vehiculo	Cat	Cl	Mejor 1		Mejor 2		Mejor 3		Mejor 4		Mejor 5	
								Tiempo	Vta	Tiempo	Vta	Tiempo	Vta	Tiempo	Vta	Tiempo	Vta
1	25	ESCUADERIA BAIX EMPORDÀ	Sergio Vivanco Redondo		BMW M4	5	1	1:40.082	2	1:40.287	5	1:41.060	4	1:57.124	3	2:40.121	6
2	6	VSR MOTORSPORT	Francisco Comendador Romero		NISSAN GT-R	5	2	1:40.276	6	1:40.818	3	1:41.813	2	1:42.557	9	1:43.065	4
3	3	ANGEL LANCHARES ALONSO	Angel Lanchares Alonso	Ramiro Garcia-Pumarino Santofimia	PORSCHE 997 CUP	5	3	1:42.299	8	1:45.087	3	1:45.186	4	1:46.887	7	1:50.311	5
4	1	R.A.C. CIRCUITO GUADALOPE	Ander Gamon Aguinalgalde		CUPRA TCR	TCR	1	1:42.537	6	1:44.316	3	1:51.690	4	2:02.446	2	2:21.996	8
5	12	ALEXANDER VILLANUEVA RUI	Alexander Villanueva Ruiz		HYUNDAI I20	TCR	2	1:43.473	6	1:43.839	4	1:44.411	7	1:45.363	5	1:54.021	2
6	7	ESCUADERIA SANTA BARBARA DE	Ethan Muniesa Ejarque		BMW M3	C-L	1	1:44.299	5	1:45.838	4	1:48.427	2	1:48.858	3	1:52.434	7
7	33	ESCUADERIA BAIX EMPORDÀ	Enric Roig Roldan		HONDA CIVIC TURBO	5	4	1:44.669	4	1:47.196	2	2:09.839	3	2:37.542			
8	15	DESGUACES LA TORRE	Juan Carlos Esteban Garcia		PEUGEOT 308	4	1	1:45.403	5	1:46.018	4	1:46.751	3	1:57.946	2	2:06.985	6
9	20	PROMOCOPA	Juan Francisco Gastañaga Martínez		CUPRA VZ	TCR	3	1:47.447	8	1:49.409	7	1:49.924	3	1:51.025	6	1:53.366	4
10	4	R.A.C. CIRCUITO GUADALOPE	Ivan Perez Sanchez		PEUGEOT 207 PROTO	3	1	1:49.338	7	1:49.743	6	1:49.960	8	1:53.361	4	1:53.393	3
11	55	CLUB DE AUTOMOVILISMO LA VILA	Vicente Gabriel Valles Píera		FORD FIESTA	3	2	1:49.421	4	1:49.831	5	1:51.415	3	2:23.758	6	4:29.857	2
12	88	R.A.C. CIRCUITO GUADALOPE	Luis Lopez Anos		PORSCHE 968 CS	C-L	2	1:50.040	6	1:51.717	3	1:51.805	8	1:53.669	4	1:55.265	2
13	77	PROMOCOPA	Sergio Muñoz De La Vieja		BMW 325	2	1	1:50.758	7	1:51.821	6	1:52.014	3	1:53.399	2	1:53.713	4
14	8	ESCUADERIA 1000 LAGOS	Javier Moreno Garcia		PEUGEOT 205	1	1	1:52.615	3	1:53.107	6	1:54.493	2	2:04.437	4	2:25.139	7
15	58	AUTOMOVIL CLUB ALICANTE	Hector Palacios Vazquez		MAZDA MX5	2	2	1:53.459	3	1:54.564	2	1:55.246	8	1:59.905	4	2:01.519	5
16	48	ASOCIACION ESPAÑOLA DE CLASICOS DEPORTIVOS	Juan Carlos Zorrilla Hierro		PORSCHE 968 CS	C-L	3	1:54.687	6	1:54.907	7	2:03.074	4	2:09.312	5	2:24.267	2
17	10	MI MOTORSPORT	Alberto Martínez Alvarez		BMW M3 E46	4	2	1:54.986	4	1:55.545	3	1:59.199	2	2:38.291	5		
18	5	AUTOMOVIL CLUB ZARAGOZA	Carlos Sanz Mostajo	Jose Luis Carrillo German	HYUNDAI COUPE V6	2	3	1:55.496	4	1:55.769	3	1:56.497	6	1:58.032	2	2:41.276	7
19	14	RX PRO RACING	Mateo Muncharaz Adrado		PEUGEOT 308	4	3	1:57.477	3	1:59.555	2	2:04.288	4	2:16.485	5	2:45.830	6
20	40	AUTOMOVIL CLUB ZARAGOZA	Francho Echegoyen Cortes		HYUNDAI COUPE V6	2	4	1:57.594	2	1:58.572	3	2:17.756	6	2:18.518	4	6:23.514	5
21	57	BALBOR MOTORSPORT CLUB DE AUTOMOVILISMO	Jaime Cela Talavera		CITROEN SAXO	1	2	1:58.809	5	2:00.207	6	2:00.517	7	2:01.440	3	2:02.322	2
22	26	ESCUADERIA CERRO NEGRO	Emilio Jose Lopez Gonzalez		HYUNDAI GETZ	1	3	1:59.633	4	2:01.138	3	2:02.766	2	2:12.789	5	2:51.074	7
23	38	ESCUADERIA CERRO NEGRO	Angel Sobrino De Toro		HYUNDAI GETZ JTD	1	4	2:02.819	5	2:03.453	4	2:04.576	6	2:04.701	3	2:05.225	2
24	18	R.A.C. CIRCUITO GUADALOPE	Jesus Lahoz Martin		ALFA GTV	C-L	4	2:05.998	4	2:06.869	5	2:07.371	6	2:09.670	3	2:16.543	2
25	16	R.A.C. CIRCUITO GUADALOPE	Joseba Aranburu Lopez		CITROEN SAXO	1	5	2:06.181	6	2:06.602	4	2:06.947	5	2:07.439	3	2:07.631	7
26	19	CADEAL MOTOR CLUB	Juan Dominguez Roca		CITROEN SAXO	1	6	2:07.007	4	2:07.867	3	2:08.539	5	2:11.207	2	2:17.414	6
27	53	ESCUADERIA CENTRO	Jorge Martinez Garcia	Adrian Martinez Perez	CITROEN SAXO	1	7	2:07.029	4	2:07.911	6	2:11.719	2	2:13.098	5	2:13.762	3
28	9	R.A.C. CIRCUITO GUADALOPE	Daniel Oliver Ponz		CITROEN SAXO	1	8	2:07.248	4	2:07.885	3	2:11.008	2	2:18.026	5	2:32.772	6
29	51	ESCUADERIA CENTRO	Jorge Martinez Perez		CITROEN SAXO	1	9	2:08.133	5	2:10.222	4	2:11.478	3	2:22.853	2	2:43.556	6
30	37	R.A.C. CIRCUITO GUADALOPE	Victor Cantin Pinilla		CITROEN SAXO	1	10	2:08.400	3	2:08.707	4	2:09.334	2	2:42.289	5	2:42.872	7
31	11	R.A.C. CIRCUITO GUADALOPE	Lander Seguin Marcos		CITROEN SAXO	1	11	2:12.244	6	2:13.063	5	2:14.102	2	2:20.872	3	2:48.806	7
32	28	R.A.C. CIRCUITO GUADALOPE	Jose Alberto Sanchez Royo		CITROEN SAXO	1	12	2:12.974	4	2:13.652	5	2:23.021	2	2:23.309	6	2:32.034	3





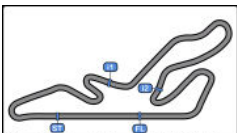
Circuito de Madrid Jarama - RACE
Campeonato RACE de Turismos
CRONOMETRADOS 1
5 Mejores Velocidades



Circuito de Madrid Jarama-RACE 3.850 m.

Cl	Nº	Concursante	Piloto 1	Piloto 2	Vehiculo	Cat	Cl	Top 1		Top 2		Top 3		Top 4		Top 5		Avg
								Km/h	Vta	Km/h	Vta	Km/h	Vta	Km/h	Vta	Km/h	Vta	
1	6	VSR MOTORSPORT	Francisco Comendador Romero		NISSAN GT-R	5	1	238.9	9	238.4	8	236.3	6	234.2	4	233.2	3	236.2
2	3	ANGEL LANCHARES ALONSO	Angel Lanchares Alonso	Ramiro Garcia-Pumarino Santofimia	PORSCHE 997 CUP	5	2	238.4	6	228.3	7	225.0	4	221.7	3	204.1	8	223.5
3	25	ESCUADERIA BAIX EMPORDÀ	Sergio Vivanco Redondo		BMW M4	5	3	237.8	4	236.3	2	231.2	5	189.4	3	129.3	6	204.8
4	12	ALEXANDER VILLANUEVA RUI	Alexander Villanueva Ruiz		HYUNDAI i20	TCR	1	231.7	7	227.3	6	226.8	4	226.4	5	224.0	2	227.3
5	7	ESCUADERIA SANTA BARBARA DE TURISMA	Ethan Muniesa Ejarque		BMW M3	C-L	1	228.8	5	224.5	7	223.1	3	222.6	8	217.3	4	223.2
6	88	R.A.C. CIRCUITO GUADALOPE	Luis Lopez Anos		PORSCHE 968 CS	C-L	2	217.3	4	215.1	3	213.4	8	203.7	6	186.5	2	207.2
7	1	R.A.C. CIRCUITO GUADALOPE	Ander Gamon Aguinagalde		CUPRA TCR	TCR	2	216.8	8	213.8	3	208.4	6	201.8	7	200.3	4	208.2
8	15	DESGUACES LA TORRE	Juan Carlos Esteban Garcia		PEUGEOT 308	4	1	216.4	5	216.0	3	211.3	4	195.2	6	157.2	2	199.2
9	20	PROMOCOPA	Juan Francisco Gastañaga Martinez		CUPRA VZ	TCR	3	211.7	8	208.8	3	208.8	7	208.0	4	202.6	5	208.0
10	10	MI MOTORSPORT	Alberto Martinez Alvarez		BMW M3 E46	4	2	211.3	5	204.5	3	191.1	4	178.5	2	80.4	1	173.2
11	4	R.A.C. CIRCUITO GUADALOPE	Ivan Perez Sanchez		PEUGEOT 207 PROTO	3	1	208.4	4	208.4	8	205.3	7	204.1	3	203.3	6	205.9
12	55	CLUB DE AUTOMOVILISMO LA VILA	Vicente Gabriel Valles Piera		FORD FIESTA	3	2	205.3	4	202.6	3	178.2	5	165.3	6	78.7	1	166.0
13	33	ESCUADERIA BAIX EMPORDÀ	Enric Roig Roldan		HONDA CIVIC TURBO	5	4	204.9	2	203.0	4	159.7	3	147.5	5	64.7	1	155.9
14	8	ESCUADERIA 1000 LAGOS	Javier Moreno Garcia		PEUGEOT 205	1	1	203.7	4	202.2	6	199.6	7	192.5	3	186.5	2	196.9
15	5	AUTOMOVIL CLUB ZARAGOZA	Carlos Sanz Mostajo	Jose Luis Carrillo German	HYUNDAI COUPE V6	2	1	202.6	3	201.8	5	201.4	4	200.3	6	196.3	2	200.5
16	58	AUTOMOVIL CLUB ALICANTE	Hector Palacios Vazquez		MAZDA MX5	2	2	202.2	3	201.4	6	192.8	2	191.8	8	190.1	4	195.7
17	40	AUTOMOVIL CLUB ZARAGOZA	Francho Echegoyen Cortes		HYUNDAI COUPE V6	2	3	200.0	3	180.3	2	170.0	4	145.5	6	84.9	1	156.1
18	38	ESCUADERIA CERRO NEGRO	Angel Sobrino De Toro		HYUNDAI GETZ JTD	1	2	193.2	5	192.5	3	188.4	4	183.9	7	173.0	2	186.2
19	48	ASOCIACION ESPAÑOLA DE CLASICOS DEPORTIVOS	Juan Carlos Zorrilla Hierro		PORSCHE 968 CS	C-L	3	190.8	7	178.8	6	177.6	4	173.0	5	135.8	2	171.2
20	77	PROMOCOPA	Sergio Muñoz De La Vieja		BMW 325	2	4	189.8	7	188.4	6	183.6	3	182.1	2	176.4	4	184.1
21	18	R.A.C. CIRCUITO GUADALOPE	Jesus Lahoz Martín		ALFA GTV	C-L	4	188.4	5	185.8	3	185.5	6	184.3	4	178.8	7	184.6
22	26	ESCUADERIA CERRO NEGRO	Emilio Jose Lopez Gonzalez		HYUNDAI GETZ	1	3	187.8	4	183.0	3	178.5	5	167.1	2	155.3	7	174.3
23	57	BALBOR MOTORSPORT CLUB DE AUTOMOVILISMO	Jaime Cela Talavera		CITROEN SAXO	1	4	187.5	5	186.8	7	180.9	2	180.6	3	177.0	4	182.5
24	14	RX PRO RACING	Mateo Muncharaz Adrado		PEUGEOT 308	4	3	186.5	4	182.7	3	150.2	2	126.4	6	87.2	5	146.6
25	16	R.A.C. CIRCUITO GUADALOPE	Joseba Aranburu Lopez		CITROEN SAXO	1	5	178.5	6	177.9	7	177.6	3	177.6	5	176.7	4	177.6
26	19	CADEAL MOTOR CLUB	Juan Dominguez Roca		CITROEN SAXO	1	6	178.5	4	175.8	3	175.8	6	172.8	5	157.4	2	172.1
27	53	ESCUADERIA CENTRO	Jorge Martinez Garcia	Adrian Martinez Perez	CITROEN SAXO	1	7	177.6	5	173.0	2	172.8	6	161.6	4	161.4	7	169.3
28	11	R.A.C. CIRCUITO GUADALOPE	Lander Seguin Marcos		CITROEN SAXO	1	8	175.8	6	172.8	2	168.7	5	167.1	3	133.1	7	163.5
29	28	R.A.C. CIRCUITO GUADALOPE	Jose Alberto Sanchez Royo		CITROEN SAXO	1	9	175.6	5	175.0	6	172.2	3	171.1	4	150.0	2	168.8
30	37	R.A.C. CIRCUITO GUADALOPE	Victor Cantin Pinilla		CITROEN SAXO	1	10	175.3	3	175.0	4	174.7	2	174.7	7	161.6	5	172.3
31	51	ESCUADERIA CENTRO	Jorge Martinez Perez		CITROEN SAXO	1	11	174.7	5	152.1	3	149.1	4	133.6	6	123.2	2	146.5
32	9	R.A.C. CIRCUITO GUADALOPE	Daniel Oliver Ponz		CITROEN SAXO	1	12	174.1	4	173.3	5	172.2	6	170.3	3	160.7	2	170.1





Circuito de Madrid Jarama-RACE 3.850 m.

Circuito de Madrid Jarama - RACE

Campeonato RACE de Turismos

CRONOMETRADOS 1

Secuencia Vueltas Rápidas



Vta	Hora Día	Tiempo Sesión	Nº	Concursante	Piloto 1	Piloto 2	Vehiculo	Cat	Tiempo	Km/h
2	12:43:01.020	-58.980	6	VSR MOTORSPORT	Francisco Comendador Romero		NISSAN GT-R	5	1:41.813	136.1
3	12:44:41.838	-18.162	6	VSR MOTORSPORT	Francisco Comendador Romero		NISSAN GT-R	5	1:40.818	137.4
6	12:49:49.685	-10.315	6	VSR MOTORSPORT	Francisco Comendador Romero		NISSAN GT-R	5	1:40.276	138.2
2	12:49:52.940	-7.060	25	ESCUDERIA BAIX EMPORDÀ	Sergio Vivanco Redondo		BMW M4	5	1:40.082	138.4





Circuito de Madrid Jarama - RACE
Campeonato RACE de Turismos
CRONOMETRADOS 1
Mejor Máxima Velocidad del Evento



Nº	Concursante	Piloto 1	Piloto 2	Vehiculo	Cat	Km/h	Sesión
6	VSR MOTORSPORT	Francisco Comendador Romero		NISSAN GT-R	5	238.9	CRONOMETRADOS 1
3	ANGEL LANCHARES ALONSO	Angel Lanchares Alonso	Ramiro Garcia-Pumarino Santofimia	PORSCHE 997 CUP	5	238.4	CRONOMETRADOS 1
25	ESCUADERIA BAIX EMPORDÀ	Sergio Vivanco Redondo		BMW M4	5	237.8	CRONOMETRADOS 1
12	ALEXANDER VILLANUEVA RUIZ	Alexander Villanueva Ruiz		HYUNDAI I20	TCR	231.7	CRONOMETRADOS 1
2	ESCUADERIA MOTOR TERRASSA	Luis Aguilera Alvarez		GINETA GT3	5	228.8	ENTRENAMIENTO PRIVADO
7	ESCUADERIA SANTA BARBARA DE UTRILLAS	Ethan Muniesa Ejarque		BMW M3	C-L	228.8	CRONOMETRADOS 1
88	R.A.C. CIRCUITO GUADALOPE	Luis Lopez Anos		PORSCHE 968 CS	C-L	217.3	CRONOMETRADOS 1
15	DESGUACES LA TORRE	Juan Carlos Esteban Garcia		PEUGEOT 308	4	216.8	ENTRENAMIENTO PRIVADO
1	R.A.C. CIRCUITO GUADALOPE	Ander Gamon Aguinagalde		CUPRA TCR	TCR	216.8	CRONOMETRADOS 1
20	PROMOCOPA	Juan Francisco Gastañaga Martinez		CUPRA VZ	TCR	211.7	CRONOMETRADOS 1
10	MI MOTORSPORT	Alberto Martinez Alvarez		BMW M3 E46	4	211.3	CRONOMETRADOS 1
4	R.A.C. CIRCUITO GUADALOPE	Ivan Perez Sanchez		PEUGEOT 207 PROTO	3	208.4	CRONOMETRADOS 1
55	CLUB DE AUTOMOVILISMO LA VILA	Vicente Gabriel Valles Piera		FORD FIESTA	3	205.3	CRONOMETRADOS 1
33	ESCUADERIA BAIX EMPORDÀ	Enric Roig Roldan		HONDA CIVIC TURBO	5	204.9	CRONOMETRADOS 1
8	ESCUADERIA 1000 LAGOS	Javier Moreno Garcia		PEUGEOT 205	1	203.7	CRONOMETRADOS 1
5	AUTOMOVIL CLUB ZARAGOZA	Carlos Sanz Mostajo	Jose Luis Carrillo German	HYUNDAI COUPE V6	2	202.6	CRONOMETRADOS 1
58	AUTOMOVIL CLUB ALICANTE	Hector Palacios Vazquez		MAZDA MX5	2	202.2	CRONOMETRADOS 1
40	AUTOMOVIL CLUB ZARAGOZA	Francho Echegoyen Cortes		HYUNDAI COUPE V6	2	200.0	CRONOMETRADOS 1
38	ESCUADERIA CERRO NEGRO	Angel Sobrino De Toro		HYUNDAI GETZ JTD	1	193.2	CRONOMETRADOS 1
14	RX PRO RACING	Mateo Muncharaz Adrado		PEUGEOT 308	4	192.5	ENTRENAMIENTO PRIVADO
48	ASOCIACION ESPAÑOLA DE CLASICOS DEPORTIVOS	Juan Carlos Zorrilla Hierro		PORSCHE 968 CS	C-L	190.8	CRONOMETRADOS 1
77	PROMOCOPA	Sergio Muñoz De La Vieja		BMW 325	2	189.8	CRONOMETRADOS 1
18	R.A.C. CIRCUITO GUADALOPE	Jesus Lahoz Martin		ALFA GTV	C-L	188.4	CRONOMETRADOS 1
26	ESCUADERIA CERRO NEGRO	Emilio Jose Lopez Gonzalez		HYUNDAI GETZ	1	187.8	CRONOMETRADOS 1
57	BALBOR MOTORSPORT CLUB DE AUTOMOVILISMO	Jaime Cela Talavera		CITROEN SAXO	1	187.5	CRONOMETRADOS 1
19	CADEAL MOTOR CLUB	Juan Dominguez Roca		CITROEN SAXO	1	178.5	CRONOMETRADOS 1
16	R.A.C. CIRCUITO GUADALOPE	Joseba Aranburu Lopez		CITROEN SAXO	1	178.5	CRONOMETRADOS 1
53	ESCUADERIA CENTRO	Jorge Martinez Garcia	Adrian Martinez Perez	CITROEN SAXO	1	177.6	CRONOMETRADOS 1
9	R.A.C. CIRCUITO GUADALOPE	Daniel Oliver Ponz		CITROEN SAXO	1	177.3	ENTRENAMIENTO PRIVADO
11	R.A.C. CIRCUITO GUADALOPE	Lander Seguin Marcos		CITROEN SAXO	1	175.8	CRONOMETRADOS 1
28	R.A.C. CIRCUITO GUADALOPE	Jose Alberto Sanchez Royo		CITROEN SAXO	1	175.6	CRONOMETRADOS 1
37	R.A.C. CIRCUITO GUADALOPE	Victor Cantin Pinilla		CITROEN SAXO	1	175.3	CRONOMETRADOS 1
51	ESCUADERIA CENTRO	Jorge Martinez Perez		CITROEN SAXO	1	174.7	CRONOMETRADOS 1
23	R.A.C. CIRCUITO GUADALOPE	Sylvain Xavier Soler		CITROEN SAXO	1	157.2	ENTRENAMIENTO PRIVADO





Circuito de Madrid Jarama - RACE
Campeonato RACE de Turismos
CRONOMETRADOS 1
Tiempos Parada en Pit



8 Javier Moreno Garcia PEUGEOT 205

1 ESCUDERIA 1000 LAGOS

Nº	Hora Día Entrada	Tiempo Entrada	Tiempo Salida	Tiempo Box	T. Box Total
1	12:48:23.816	12:48:23.816	12:50:10.228	1:46.412	1:46.412

11 Lander Seguin Marcos CITROEN SAXO

1 R.A.C. CIRCUITO GUADALOPE

Nº	Hora Día Entrada	Tiempo Entrada	Tiempo Salida	Tiempo Box	T. Box Total
1	12:47:10.433	12:47:10.433	12:48:24.507	1:14.074	1:14.074

12 Alexander Villanueva Ruiz HYUNDAI I20

TCR ALEXANDER VILLANUEVA RUI

Nº	Hora Día Entrada	Tiempo Entrada	Tiempo Salida	Tiempo Box	T. Box Total
1	12:43:07.561	12:43:07.561	12:46:07.396	2:59.835	2:59.835

14 Mateo Muncharaz Adrado PEUGEOT 308

4 RX PRO RACING

Nº	Hora Día Entrada	Tiempo Entrada	Tiempo Salida	Tiempo Box	T. Box Total
1	12:53:11.839	12:53:11.839	12:53:42.032	30.193	30.193

15 Juan Carlos Esteban Garcia PEUGEOT 308

4 DESGUACES LA TORRE

Nº	Hora Día Entrada	Tiempo Entrada	Tiempo Salida	Tiempo Box	T. Box Total
1	12:52:03.951	12:52:03.951	12:53:31.471	1:27.520	1:27.520

26 Emilio Jose Lopez Gonzalez HYUNDAI GETZ

1 ESCUDERIA CERRO NEGRO

Nº	Hora Día Entrada	Tiempo Entrada	Tiempo Salida	Tiempo Box	T. Box Total
1	12:50:32.309	12:50:32.309	12:52:54.005	2:21.696	2:21.696

37 Victor Cantin Pinilla CITROEN SAXO

1 R.A.C. CIRCUITO GUADALOPE

Nº	Hora Día Entrada	Tiempo Entrada	Tiempo Salida	Tiempo Box	T. Box Total
1	12:51:21.439	12:51:21.439	12:52:32.928	1:11.489	1:11.489

40 Francho Echegoyen Cortes HYUNDAI COUPE V6

2 AUTOMOVIL CLUB ZARAGOZA

Nº	Hora Día Entrada	Tiempo Entrada	Tiempo Salida	Tiempo Box	T. Box Total
1	12:47:36.048	12:47:36.048	12:52:02.847	4:26.799	4:26.799

48 Juan Carlos Zorrilla Hierro PORSCHE 968 CS

C-L ASOCIACION ESPAÑOLA DE C

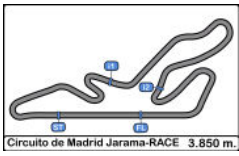
Nº	Hora Día Entrada	Tiempo Entrada	Tiempo Salida	Tiempo Box	T. Box Total
1	12:44:19.942	12:44:19.942	12:45:43.875	1:23.933	1:23.933

55 Vicente Gabriel Valles Piera FORD FIESTA

3 CLUB DE AUTOMOVILISMO LA

Nº	Hora Día Entrada	Tiempo Entrada	Tiempo Salida	Tiempo Box	T. Box Total
1	12:41:17.522	12:41:17.522	12:43:56.679	2:39.157	2:39.157





Circuito de Madrid Jarama - RACE
Campeonato RACE de Turismos
CRONOMETRADOS 1
Informe Meteorológico



Temperatura Aire

Sin datos disponibles

Temperatura Pista

Sin datos disponibles

Humedad

Sin datos disponibles

Presión

Sin datos disponibles

Velocidad Viento

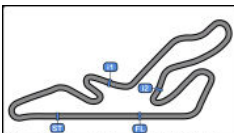
Sin datos disponibles

Dirección Viento

Tronco - 0°/320° Cabo - 0°/315° Torre - 100°/320° - 320°

Sin datos disponibles





Circuito de Madrid Jarama - RACE

Campeonato RACE de Turismos

CRONOMETRADOS 1

Resultados Finales



Circuito de Madrid Jarama-RACE 3.850 m.

Cls	Nº	Concursante	Piloto 1	Piloto 2	Vehiculo	Cat	Cls	Vtas.	Mejor	Tiempo	Dif 1º	Interval	Km/h
1	25	ESCUADERIA BAIX EMPORDÀ	Sergio Vivanco Redondo		BMW M4	5	1	6	2	1:40.082			138.4
2	6	VSR MOTORSPORT	Francisco Comendador Romero		NISSAN GT-R	5	2	10	6	1:40.276	0.194	0.194	138.2
3	3	ANGEL LANCHARES ALONSO	Angel Lanchares Alonso	Ramiro Garcia-Pumarino Santofimia	PORSCHE 997 CUP	5	3	9	8	1:42.299	2.217	2.023	135.4
4	1	R.A.C. CIRCUITO GUADALOPE	Ander Gamon Aguinagalde		CUPRA TCR	TCR	1	8	6	1:42.537	2.455	0.238	135.1
5	12	ALEXANDER VILLANUEVA RUIZ	Alexander Villanueva Ruiz		HYUNDAI I20	TCR	2	8	6	1:43.473	3.391	0.936	133.9
6	7	ESCUADERIA SANTA BARBARA DE UTRILLAS	Ethan Muniesa Ejarque		BMW M3	C-L	1	9	5	1:44.299	4.217	0.826	132.8
7	33	ESCUADERIA BAIX EMPORDÀ	Enric Roig Roldan		HONDA CIVIC TURBO	5	4	5	4	1:44.669	4.587	0.370	132.4
8	15	DESGUACES LA TORRE	Juan Carlos Esteban Garcia		PEUGEOT 308	4	1	8	5	1:45.403	5.321	0.734	131.4
9	20	PROMOCOPA	Juan Francisco Gastañaga Martinez		CUPRA VZ	TCR	3	9	8	1:47.447	7.365	2.044	128.9
10	4	R.A.C. CIRCUITO GUADALOPE	Ivan Perez Sanchez		PEUGEOT 207 PROTO	3	1	9	7	1:49.338	9.256	1.891	126.7
11	55	CLUB DE AUTOMOVILISMO LA VILA	Vicente Gabriel Valles Piera		FORD FIESTA	3	2	6	4	1:49.421	9.339	0.083	126.6
12	88	R.A.C. CIRCUITO GUADALOPE	Luis Lopez Anos		PORSCHE 968 CS	C-L	2	9	6	1:50.040	9.958	0.619	125.9
13	77	PROMOCOPA	Sergio Muñoz De La Vieja		BMW 325	2	1	8	7	1:50.758	10.676	0.718	125.1
14	8	ESCUADERIA 1000 LAGOS	Javier Moreno Garcia		PEUGEOT 205	1	1	7	3	1:52.615	12.533	1.857	123.0
15	58	AUTOMOVIL CLUB ALICANTE	Hector Palacios Vazquez		MAZDA MX5	2	2	9	3	1:53.459	13.377	0.844	122.1
16	48	ASOCIACION ESPAÑOLA DE CLASICOS DEPORTIVOS	Juan Carlos Zorrilla Hierro		PORSCHE 968 CS	C-L	3	8	6	1:54.687	14.605	1.228	120.8
17	10	MI MOTORSPORT	Alberto Martinez Alvarez		BMW M3 E46	4	2	5	4	1:54.986	14.904	0.299	120.5
18	5	AUTOMOVIL CLUB ZARAGOZA	Carlos Sanz Mostajo	Jose Luis Carrillo German	HYUNDAI COUPE V6	2	3	7	4	1:55.496	15.414	0.510	120.0
19	14	RX PRO RACING	Mateo Muncharaz Adrado		PEUGEOT 308	4	3	6	3	1:57.477	17.395	1.981	117.9
20	40	AUTOMOVIL CLUB ZARAGOZA	Francho Echegoyen Cortes		HYUNDAI COUPE V6	2	4	6	2	1:57.594	17.512	0.117	117.8
21	57	BALBOR MOTORSPORT CLUB DE AUTOMOVILISMO	Jaime Cela Talavera		CITROEN SAXO	1	2	8	5	1:58.809	18.727	1.215	116.6
22	26	ESCUADERIA CERRO NEGRO	Emilio Jose Lopez Gonzalez		HYUNDAI GETZ	1	3	7	4	1:59.633	19.551	0.824	115.8
23	38	ESCUADERIA CERRO NEGRO	Angel Sobrino De Toro		HYUNDAI GETZ JTD	1	4	8	5	2:02.819	22.737	3.186	112.8
24	18	R.A.C. CIRCUITO GUADALOPE	Jesus Lahoz Martin		ALFA GTV	C-L	4	7	4	2:05.998	25.916	3.179	110.0
25	16	R.A.C. CIRCUITO GUADALOPE	Joseba Aranburu Lopez		CITROEN SAXO	1	5	8	6	2:06.181	26.099	0.183	109.8
26	19	CADEAL MOTOR CLUB	Juan Dominguez Roca		CITROEN SAXO	1	6	6	4	2:07.007	26.925	0.826	109.1
27	53	ESCUADERIA CENTRO	Jorge Martinez Garcia	Adrian Martinez Perez	CITROEN SAXO	1	7	7	4	2:07.029	26.947	0.022	109.1
28	9	R.A.C. CIRCUITO GUADALOPE	Daniel Oliver Ponz		CITROEN SAXO	1	8	6	4	2:07.248	27.166	0.219	108.9
29	51	ESCUADERIA CENTRO	Jorge Martinez Perez		CITROEN SAXO	1	9	6	5	2:08.133	28.051	0.885	108.1
30	37	R.A.C. CIRCUITO GUADALOPE	Victor Cantin Pinilla		CITROEN SAXO	1	10	7	3	2:08.400	28.318	0.267	107.9
31	11	R.A.C. CIRCUITO GUADALOPE	Lander Seguin Marcos		CITROEN SAXO	1	11	7	6	2:12.244	32.162	3.844	104.8
32	28	R.A.C. CIRCUITO GUADALOPE	Jose Alberto Sanchez Royo		CITROEN SAXO	1	12	7	4	2:12.974	32.892	0.730	104.2

Publicado a las:.....

Temp Pista: 30.7 °C Temp Aire: 15.0 °C Humedad: 49 % Estado Pista: SECA

Comisarios Deportivos:

Rubén Collar

José María Solís

Ángel Linaje

Cronometrador:

María Jesús Gamazo

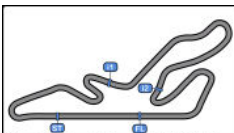
CD-01548-ESP/M

CD-01272-ESP/M

CD-00082-ESP/M

JCR-00499-ESP/M





Circuito de Madrid Jarama - RACE

Campeonato RACE de Turismos

CRONOMETRADOS 2

Resultados Provisionales



Circuito de Madrid Jarama-RACE 3.850 m.

Cls	Nº	Concursante	Piloto 1	Piloto 2	Vehiculo	Cat	Cls	Vtas.	Mejor	Tiempo	Dif 1º	Interval	Km/h
1	6	VSR MOTORSPORT	Francisco Comendador Romero		NISSAN GT-R	5	1	6	2	1:38.951			140.0
2	25	ESCUADERIA BAIX EMPORDÀ	Sergio Vivanco Redondo		BMW M4	5	2	4	3	1:40.160	1.209	1.209	138.3
3	88	R.A.C. CIRCUITO GUADALOPE	Luis Lopez Anos	<u>Alvaro Rodríguez Sastre</u>	PORSCHE 968 CS	C-L	1	5	2	1:42.189	3.238	2.029	135.6
4	12	ALEXANDER VILLANUEVA RUIZ	Alexander Villanueva Ruiz		HYUNDAI I20	TCR	1	9	8	1:42.535	3.584	0.346	135.1
5	1	R.A.C. CIRCUITO GUADALOPE	Ander Gamon Aguinagalde		CUPRA TCR	TCR	2	2	2	1:42.583	3.632	0.048	135.1
6	33	ESCUADERIA BAIX EMPORDÀ	Enric Roig Roldan		HONDA CIVIC TURBO	5	3	3	2	1:44.336	5.385	1.753	132.8
7	7	ESCUADERIA SANTA BARBARA DE UTRILLAS	Ethan Muniesa Ejarque		BMW M3	C-L	2	7	2	1:44.980	6.029	0.644	132.0
8	15	DESGUACES LA TORRE	Juan Carlos Esteban Garcia		PEUGEOT 308	4	1	5	3	1:44.992	6.041	0.012	132.0
9	20	PROMOCOPA	Juan Francisco Gastañaga Martinez		CUPRA VZ	TCR	3	8	7	1:48.847	9.896	3.855	127.3
10	4	R.A.C. CIRCUITO GUADALOPE	Ivan Perez Sanchez		PEUGEOT 207 PROTO	3	1	6	5	1:49.046	10.095	0.199	127.1
11	8	ESCUADERIA 1000 LAGOS	Javier Moreno Garcia		PEUGEOT 205	1	1	5	2	1:49.926	10.975	0.880	126.0
12	77	PROMOCOPA	Sergio Muñoz De La Vieja		BMW 325	2	1	5	4	1:50.810	11.859	0.884	125.0
13	55	CLUB DE AUTOMOVILISMO LA VILA	Vicente Gabriel Valles Piera		FORD FIESTA	3	2	5	3	1:51.929	12.978	1.119	123.8
14	10	MI MOTORSPORT	Alberto Martinez Alvarez		BMW M3 E46	4	2	5	4	1:53.037	14.086	1.108	122.6
15	5	AUTOMOVIL CLUB ZARAGOZA	Carlos Sanz Mostajo	<u>Jose Luis Carrillo German</u>	HYUNDAI COUPE V6	2	2	4	3	1:54.649	15.698	1.612	120.8
16	48	ASOCIACION ESPAÑOLA DE CLASICOS DEPORTIVOS	Juan Carlos Zorrilla Hierro		PORSCHE 968 CS	C-L	3	4	3	1:55.116	16.165	0.467	120.4
17	40	AUTOMOVIL CLUB ZARAGOZA	Francho Echegoyen Cortes		HYUNDAI COUPE V6	2	3	4	3	1:56.781	17.830	1.665	118.6
18	58	AUTOMOVIL CLUB ALICANTE	Hector Palacios Vazquez		MAZDA MX5	2	4	5	3	1:57.049	18.098	0.268	118.4
19	57	BALBOR MOTORSPORT CLUB DE AUTOMOVILISMO	Jaime Cela Talavera		CITROEN SAXO	1	2	6	4	1:58.363	19.412	1.314	117.0
20	26	ESCUADERIA CERRO NEGRO	Emilio Jose Lopez Gonzalez		HYUNDAI GETZ	1	3	5	3	1:59.819	20.868	1.456	115.6
21	38	ESCUADERIA CERRO NEGRO	Angel Sobrino De Toro		HYUNDAI GETZ JTD	1	4	4	3	2:04.710	25.759	4.891	111.1
22	53	ESCUADERIA CENTRO	Jorge Martinez Garcia	<u>Adrian Martinez Perez</u>	CITROEN SAXO	1	5	6	5	2:05.229	26.278	0.519	110.6
23	18	R.A.C. CIRCUITO GUADALOPE	Jesus Lahoz Martin		ALFA GTV	C-L	4	4	3	2:06.345	27.394	1.116	109.6
24	16	R.A.C. CIRCUITO GUADALOPE	Joseba Aranburu Lopez		CITROEN SAXO	1	6	3	2	2:06.464	27.513	0.119	109.5
25	51	ESCUADERIA CENTRO	Jorge Martinez Perez		CITROEN SAXO	1	7	7	3	2:06.774	27.823	0.310	109.3
26	9	R.A.C. CIRCUITO GUADALOPE	Daniel Oliver Ponz		CITROEN SAXO	1	8	4	3	2:08.008	29.057	1.234	108.2
27	19	CADEAL MOTOR CLUB	Juan Dominguez Roca		CITROEN SAXO	1	9	4	2	2:08.664	29.713	0.656	107.7
28	37	R.A.C. CIRCUITO GUADALOPE	Victor Cantin Pinilla		CITROEN SAXO	1	10	6	2	2:08.744	29.793	0.080	107.6
29	11	R.A.C. CIRCUITO GUADALOPE	Lander Seguin Marcos		CITROEN SAXO	1	11	7	6	2:10.737	31.786	1.993	106.0
30	50	ESCUADERIA CERRO NEGRO	Jose Avala Oliver		FIAT PUNTO HGT	1	12	3	2	2:11.654	32.703	0.917	105.2
31	28	R.A.C. CIRCUITO GUADALOPE	Jose Alberto Sanchez Royo		CITROEN SAXO	1	13	7	6	2:13.283	34.332	1.629	103.9
32	14	RX PRO RACING	Mateo Muncharaz Adrado		PEUGEOT 308	4	3	2	2	2:37.633	58.682	24.350	87.9
33	3	ANGEL LANCHARES ALONSO	Angel Lanchares Alonso	<u>Ramiro Garcia-Pumarino Santofimia</u>	PORSCHE 997 CUP	5	4	2	1	13:04:11.4	13:02:32.	13:01:33.	00.0

Publicado a las:.....

Temp Pista: 21.2 °C Temp Aire: 16.0 °C Humedad: 42 % Estado Pista: SECA

Director Carrera:

F. Javier Soler

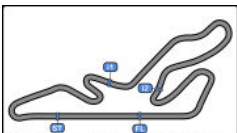
DC-00502-ESP/M

Cronometrador:

María Jesús Gamazo

JCR-00499-ESP/M





Circuito de Madrid Jarama-RACE 3.850 m.

Circuito de Madrid Jarama - RACE
Campeonato RACE de Turismos
CRONOMETRADOS 2



Resultados Provisionales

*** PENALIZACIONES**

Anulados todos los tiempos del dorsal #26 según art. 13.7 RDVC

Publicado a las:.....

Temp Pista: **21.2 °C** Temp Aire: **16.0 °C** Humedad: **42 %** Estado Pista: **SECA**

Director Carrera:

F. Javier Soler

DC-00502-ESP/M

Cronometrador:

Maria Jesús Gamazo

JCR-00499-ESP/M





Circuito de Madrid Jarama - RACE
Campeonato RACE de Turismos
CRONOMETRADOS 2
Resultados Provisionales por Categoría



Campeonato RACE Categoría 5													
Cls	Nº	Concursante	Piloto 1	Piloto 2	Vehículo	Cat	Cls	Vtas.	Mejor	Tiempo	Dif 1º	Interval	Km/h
1	6	VSR MOTORSPORT	Francisco Comendador Romero		NISSAN GT-R	5	1	6	2	1:38.951			140.0
2	25	ESCUADERIA BAIX EMPORDÀ	Sergio Vivanco Redondo		BMW M4	5	2	4	3	1:40.160	1.209	1.209	138.3
3	33	ESCUADERIA BAIX EMPORDÀ	Enric Roig Roldan		HONDA CIVIC TURBO	5	3	3	2	1:44.336	5.385	4.176	132.8
4	3	ANGEL LANCHARES ALONSO	Angel Lanchares Alonso	Ramiro Garcia-Pumarino Santofimia	PORSCHE 997 CUP	5	4	2	1	13:04:11.4	13:02:32.	13:02:27.	00.0

C-L													
Cls	Nº	Concursante	Piloto 1	Piloto 2	Vehículo	Cat	Cls	Vtas.	Mejor	Tiempo	Dif 1º	Interval	Km/h
1	88	R.A.C. CIRCUITO GUADALOPE	Luis Lopez Anos	Alvaro Rodriguez Sastre	PORSCHE 968 CS	C-L	1	5	2	1:42.189			135.6
2	7	ESCUADERIA SANTA BARBARA DE UTRILLAS	Ethan Muniesa Ejarque		BMW M3	C-L	2	7	2	1:44.980	2.791	2.791	132.0
3	48	ASOCIACION ESPAÑOLA DE CLASICOS DEPORTIVOS	Juan Carlos Zorrilla Hierro		PORSCHE 968 CS	C-L	3	4	3	1:55.116	12.927	10.136	120.4
4	18	R.A.C. CIRCUITO GUADALOPE	Jesus Lahoz Martin		ALFA GTV	C-L	4	4	3	2:06.345	24.156	11.229	109.6

TCR													
Cls	Nº	Concursante	Piloto 1	Piloto 2	Vehículo	Cat	Cls	Vtas.	Mejor	Tiempo	Dif 1º	Interval	Km/h
1	12	ALEXANDER VILLANUEVA RUIZ	Alexander Villanueva Ruiz		HYUNDAI I20	TCR	1	9	8	1:42.535			135.1
2	1	R.A.C. CIRCUITO GUADALOPE	Ander Gamon Aguinagalde		CUPRA TCR	TCR	2	2	2	1:42.583	0.048	0.048	135.1
3	20	PROMOCOPA	Juan Francisco Gastañaga Martinez		CUPRA VZ	TCR	3	8	7	1:48.847	6.312	6.264	127.3

Campeonato RACE Categoría 4													
Cls	Nº	Concursante	Piloto 1	Piloto 2	Vehículo	Cat	Cls	Vtas.	Mejor	Tiempo	Dif 1º	Interval	Km/h
1	15	DESGUACES LA TORRE	Juan Carlos Esteban Garcia		PEUGEOT 308	4	1	5	3	1:44.992			132.0
2	10	MI MOTORSPORT	Alberto Martinez Alvarez		BMW M3 E46	4	2	5	4	1:53.037	8.045	8.045	122.6
3	14	RX PRO RACING	Mateo Muncharaz Adrado		PEUGEOT 308	4	3	2	2	2:37.633	52.641	44.596	87.9

Campeonato RACE Categoría 3													
Cls	Nº	Concursante	Piloto 1	Piloto 2	Vehículo	Cat	Cls	Vtas.	Mejor	Tiempo	Dif 1º	Interval	Km/h
1	4	R.A.C. CIRCUITO GUADALOPE	Ivan Perez Sanchez		PEUGEOT 207 PROTO	3	1	6	5	1:49.046			127.1
2	55	CLUB DE AUTOMOVILISMO LA VILA	Vicente Gabriel Valles Piera		FORD FIESTA	3	2	5	3	1:51.929	2.883	2.883	123.8

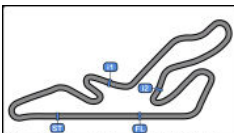
Campeonato RACE Categoría 1													
Cls	Nº	Concursante	Piloto 1	Piloto 2	Vehículo	Cat	Cls	Vtas.	Mejor	Tiempo	Dif 1º	Interval	Km/h
1	8	ESCUADERIA 1000 LAGOS	Javier Moreno Garcia		PEUGEOT 205	1	1	5	2	1:49.926			126.0
2	57	BALBOR MOTORSPORT CLUB DE AUTOMOVILISMO	Jaime Cela Talavera		CITROEN SAXO	1	2	6	4	1:58.363	8.437	8.437	117.0
3	26	ESCUADERIA CERRO NEGRO	Emilio Jose Lopez Gonzalez		HYUNDAI GETZ	1	3	5	3	1:59.819	9.893	1.456	115.6

Publicado a las:.....

Temp Pista: 21.2 °C Temp Aire: 16.0 °C Humedad: 42 % Estado Pista: SECA

Director Carrera:	F. Javier Soler	Cronometrador:	Maria Jesús Gamazo
	DC-00502-ESP/M		JCR-00499-ESP/M





Circuito de Madrid Jarama - RACE
Campeonato RACE de Turismos
CRONOMETRADOS 2
Resultados Provisionales por Categoría



Campeonato RACE Categoría 1													
Cls	Nº	Concursante	Piloto 1	Piloto 2	Vehiculo	Cat	Cls	Vtas.	Mejor	Tiempo	Dif 1º	Interval	Km/h
4	38	ESCUADERIA CERRO NEGRO	Angel Sobrino De Toro		HYUNDAI GETZ JTD	1	4	4	3	2:04.710	14.784	4.891	111.1
5	53	ESCUADERIA CENTRO	Jorge Martinez Garcia	<u>Adrian Martinez Perez</u>	CITROEN SAXO	1	5	6	5	2:05.229	15.303	0.519	110.6
6	16	R.A.C. CIRCUITO GUADALOPE	Joseba Aranburu Lopez		CITROEN SAXO	1	6	3	2	2:06.464	16.538	1.235	109.5
7	51	ESCUADERIA CENTRO	Jorge Martinez Perez		CITROEN SAXO	1	7	7	3	2:06.774	16.848	0.310	109.3
8	9	R.A.C. CIRCUITO GUADALOPE	Daniel Oliver Ponz		CITROEN SAXO	1	8	4	3	2:08.008	18.082	1.234	108.2
9	19	CADEAL MOTOR CLUB	Juan Dominguez Roca		CITROEN SAXO	1	9	4	2	2:08.664	18.738	0.656	107.7
10	37	R.A.C. CIRCUITO GUADALOPE	Victor Cantin Pinilla		CITROEN SAXO	1	10	6	2	2:08.744	18.818	0.080	107.6
11	11	R.A.C. CIRCUITO GUADALOPE	Lander Seguin Marcos		CITROEN SAXO	1	11	7	6	2:10.737	20.811	1.993	106.0
12	50	ESCUADERIA CERRO NEGRO	Jose Avala Oliver		FIAT PUNTO HGT	1	12	3	2	2:11.654	21.728	0.917	105.2
13	28	R.A.C. CIRCUITO GUADALOPE	Jose Alberto Sanchez Royo		CITROEN SAXO	1	13	7	6	2:13.283	23.357	1.629	103.9

Campeonato RACE Categoría 2													
Cls	Nº	Concursante	Piloto 1	Piloto 2	Vehiculo	Cat	Cls	Vtas.	Mejor	Tiempo	Dif 1º	Interval	Km/h
1	77	PROMOCOPA	Sergio Muñoz De La Vieja		BMW 325	2	1	5	4	1:50.810			125.0
2	5	AUTOMOVIL CLUB ZARAGOZA	Carlos Sanz Mostajo	<u>Jose Luis Carrillo German</u>	HYUNDAI COUPE V6	2	2	4	3	1:54.649	3.839	3.839	120.8
3	40	AUTOMOVIL CLUB ZARAGOZA	Francho Echegoyen Cortes		HYUNDAI COUPE V6	2	3	4	3	1:56.781	5.971	2.132	118.6
4	58	AUTOMOVIL CLUB ALICANTE	Hector Palacios Vazquez		MAZDA MX5	2	4	5	3	1:57.049	6.239	0.268	118.4

*** PENALIZACIONES**

Anulados todos los tiempos del dorsal #26 según art. 13.7 RDVC

Publicado a las:.....

Temp Pista: **21.2 °C** Temp Aire: **16.0 °C** Humedad: **42 %** Estado Pista: **SECA**

Director Carrera:

F. Javier Soler

DC-00502-ESP/M

Cronometrador:

María Jesús Gamazo

JCR-00499-ESP/M





Circuito de Madrid Jarama - RACE

Campeonato RACE de Turismos

CRONOMETRADOS 2

Tiempos Por Vuelta



1							9								
TCR							1								
Ander Gamon Aguinalgalde							Daniel Oliver Ponz								
CUPRA TCR							CITROEN SAXO								
R.A.C. CIRCUITO GUADALOPE							R.A.C. CIRCUITO GUADALOPE								
Vta	D	Tiempo	Sector 1	Sector 2	Sector 3	T. Spd	Elapsed	Vta	D	Tiempo	Sector 1	Sector 2	Sector 3	T. Spd	Elapsed
1		13:06:25.898	13:05:10.973	42.661	32.264	77.7	13:06:25.898	1		13:04:37.588	13:03:16.824	44.058	36.706	72.6	13:04:37.588
2		1:42.583	40.041	33.926	28.616	213.8	13:08:08.481	2		2:08.895	49.398	43.423	36.074	169.0	13:06:46.483
3							4								
Angel Lanchares Alonso							PORSCH 997 CUP								
5							Ramiro Garcia-Pumarino								
ANGEL LANCHARES ALONSO															
Vta	D	Tiempo	Sector 1	Sector 2	Sector 3	T. Spd	Elapsed	Vta	D	Tiempo	Sector 1	Sector 2	Sector 3	T. Spd	Elapsed
1	2	13:04:11.475	13:03:04.586	36.221	30.668	68.8	13:04:11.475	3		2:08.008	49.347	43.124	35.537	175.0	13:08:54.491
2	2	18:55.042 P	16:56.784	1:02.244	56.014	231.7	13:23:06.517	4		2:46.780 P	59.237	51.101	56.442	135.3	13:11:41.271
4							10								
Ivan Perez Sanchez							Alberto Martinez Alvarez								
PEUGEOT 207 PROTO							BMW M3 E46								
3							4								
R.A.C. CIRCUITO GUADALOPE							MI MOTORSPORT								
Vta	D	Tiempo	Sector 1	Sector 2	Sector 3	T. Spd	Elapsed	Vta	D	Tiempo	Sector 1	Sector 2	Sector 3	T. Spd	Elapsed
1		13:02:15.385	13:01:06.618	37.872	30.895	101.6	13:02:15.385	1		13:03:31.413	13:02:18.324	40.659	32.430	93.7	13:03:31.413
2		1:49.783	42.392	36.564	30.827	210.1	13:04:05.168	2		1:57.635	45.220	39.079	33.336	201.4	13:05:29.048
3		1:49.705	42.564	36.828	30.313	208.0	13:05:54.873	3		1:55.944	44.064	38.989	32.891	197.0	13:07:24.992
4		1:49.104	42.102	36.325	30.677	209.7	13:07:43.977	4		1:53.037	43.042	38.294	31.701	207.6	13:09:18.029
5		1:49.046	41.810	36.727	30.509	204.1	13:09:33.023	5		2:35.352 P	45.464	52.865	57.023	179.4	13:11:53.381
6		2:39.749 P	50.894	55.537	53.318	203.3	13:12:12.772	11							
5							Lander Seguin Marcos								
Carlos Sanz Mostajo							CITROEN SAXO								
2							1								
Jose Luis Carrillo German							R.A.C. CIRCUITO GUADALOPE								
AUTOMOVIL CLUB ZARAGOZA															
Vta	D	Tiempo	Sector 1	Sector 2	Sector 3	T. Spd	Elapsed	Vta	D	Tiempo	Sector 1	Sector 2	Sector 3	T. Spd	Elapsed
1	2	13:05:11.839	13:03:56.560	42.526	32.753	95.6	13:05:11.839	1		13:05:10.898	13:03:45.757	44.281	40.860	80.4	13:05:10.898
2	2	1:56.578	43.843	40.139	32.596	194.5	13:07:08.417	2		2:14.025	52.799	44.687	36.539	149.5	13:07:24.923
3	2	1:54.649	43.680	38.985	31.984	199.6	13:09:03.066	3		2:11.558	50.728	44.325	36.505	159.0	13:09:36.481
4	2	2:19.119 P	45.610	39.815	53.694	202.2	13:11:22.185	4		2:40.868 P	50.281	56.256	54.331	174.4	13:12:17.349
6							12								
Francisco Comendador Romero							Alexander Villanueva Ruiz								
NISSAN GT-R							HYUNDAI I20								
5							TCR								
VSR MOTORSPORT							ALEXANDER VILLANUEVA RUIZ								
Vta	D	Tiempo	Sector 1	Sector 2	Sector 3	T. Spd	Elapsed	Vta	D	Tiempo	Sector 1	Sector 2	Sector 3	T. Spd	Elapsed
1		13:03:36.594	13:02:30.299	37.324	28.971	117.5	13:03:36.594	1		13:04:35.851	13:03:29.171	36.224	30.456	73.2	13:04:35.851
2		1:38.951	38.406	32.649	27.896	238.9	13:05:15.545	2		1:47.308	43.591	34.642	29.075	194.5	13:06:23.159
3		1:41.730	40.230	33.503	27.997	198.5	13:06:57.275	3		1:42.847	39.901	33.978	28.968	231.2	13:08:06.006
4		1:46.889	39.673	38.029	29.187	228.8	13:08:44.164	4		1:43.001	40.061	34.226	28.714	229.7	13:09:49.007
5		1:47.299	42.807	35.526	28.966	185.5	13:10:31.463	5		2:32.788 P	40.292	58.945	53.551	231.7	13:12:21.795
6		2:52.450 P	1:04.941	51.772	55.737	89.3	13:13:23.913	6		26:35.178	25:30.474	35.254	29.450	89.4	13:38:56.973
7							14								
Ethan Muniesa Ejarque							Mateo Muncharaz Adrado								
BMW M3							PEUGEOT 308								
C-L							4								
ESCUDERIA SANTA BARBARA							RX PRO RACING								
Vta	D	Tiempo	Sector 1	Sector 2	Sector 3	T. Spd	Elapsed	Vta	D	Tiempo	Sector 1	Sector 2	Sector 3	T. Spd	Elapsed
1		13:03:57.596	13:02:48.373	38.371	30.852	85.8	13:03:57.596	1		13:05:40.304	13:04:28.702	38.880	32.722	101.4	13:05:40.304
2		1:44.980	40.741	34.753	29.486	215.1	13:05:42.576	2		2:37.633 P	59.716	52.146	45.771	155.3	13:08:17.937
3		1:56.510	43.940	40.862	31.708	222.2	13:07:39.086	15							
4		2:10.689	50.548	47.506	32.635	143.6	13:09:49.775	Juan Carlos Esteban Garcia							
5		2:39.534 P	41.880	1:00.531	57.123	222.2	13:12:29.309	PEUGEOT 308							
6		26:34.289	25:24.807	39.154	30.328	88.0	13:39:03.598	4							
7		2:10.765 P	40.618	34.753	55.394	220.4	13:41:14.363	DESQUACES LA TORRE							
8							1								
Javier Moreno Garcia							ESCUDERIA 1000 LAGOS								
PEUGEOT 205															
Vta	D	Tiempo	Sector 1	Sector 2	Sector 3	T. Spd	Elapsed	Vta	D	Tiempo	Sector 1	Sector 2	Sector 3	T. Spd	Elapsed
1		13:04:07.138	13:02:55.676	39.921	31.541	87.2	13:04:07.138	1		13:04:42.876	13:03:33.612	39.383	29.881	88.2	13:04:42.876
2		1:49.926	42.424	36.706	30.796	207.2	13:05:57.064	2		1:46.296	41.546	35.344	29.406	209.7	13:06:29.172
3		1:54.536	44.887	38.003	31.646	203.7	13:07:51.600	3		1:44.992	40.764	34.900	29.328	210.9	13:08:14.164
4		2:02.668	48.367	42.663	31.638	159.5	13:09:54.268	4		2:10.282	52.158	45.226	32.898	154.7	13:10:24.446
5		2:44.746 P	43.111	57.597	1:04.038	208.0	13:12:39.014	5		2:54.446 P	1:05.775	54.935	53.736	93.4	13:13:18.892





Circuito de Madrid Jarama - RACE
Campeonato RACE de Turismos
CRONOMETRADOS 2
Tiempos Por Vuelta



16 Joseba Aranburu Lopez CITROEN SAXO
 1 R.A.C. CIRCUITO GUADALOPE

Vta	D	Tiempo	Sector 1	Sector 2	Sector 3	T. Spd	Elapsed
1		13:39:33.179	13:38:15.214	42.778	35.187	76.1	13:39:33.179
2		2:06.464	48.530	42.536	35.398	179.7	13:41:39.643
3		2:54.378 P	58.287	1:03.384	52.707	152.9	13:44:34.021

18 Jesus Lahoz Martin ALFA GTV
 C-L R.A.C. CIRCUITO GUADALOPE

Vta	D	Tiempo	Sector 1	Sector 2	Sector 3	T. Spd	Elapsed
1		13:04:40.291	13:03:20.129	43.477	36.685	81.1	13:04:40.291
2		2:13.031	47.857	48.168	37.006	190.8	13:06:53.322
3		2:06.345	47.569	43.750	35.026	189.8	13:08:59.667
4		2:40.506 P	51.908	51.844	56.754	183.6	13:11:40.173

19 Juan Dominguez Roca CITROEN SAXO
 1 CADEAL MOTOR CLUB

Vta	D	Tiempo	Sector 1	Sector 2	Sector 3	T. Spd	Elapsed
1		13:05:18.398	13:03:53.225	48.696	36.477	78.4	13:05:18.398
2		2:08.664	49.304	43.763	35.597	177.3	13:07:27.062
3		2:11.113	49.157	43.357	38.599	177.6	13:09:38.175
4		2:41.410 P	50.350	56.262	54.798	172.5	13:12:19.585

20 Juan Francisco Gastafiaga Martinez CUPRA VZ
 TCR PROMOCOPIA

Vta	D	Tiempo	Sector 1	Sector 2	Sector 3	T. Spd	Elapsed
1		13:04:44.802	13:03:32.634	39.684	32.484	82.6	13:04:44.802
2		1:58.764	45.754	40.727	32.283	164.6	13:06:43.566
3		1:53.105	42.851	38.581	31.673	190.4	13:08:36.671
4		1:52.521	42.823	38.070	31.628	201.1	13:10:29.192
5		2:51.230 P	1:05.854	50.888	54.488	87.2	13:13:20.422
6		25:45.004	24:31.851	40.962	32.191	96.6	13:39:05.426
7		1:48.847	41.284	36.754	30.809	210.9	13:40:54.273
8		2:57.196 P	1:05.959	53.603	57.634	113.5	13:43:51.469

25 Sergio Vivanco Redondo BMW M4
 5 ESCUDERIA BAIX EMPORDÀ

Vta	D	Tiempo	Sector 1	Sector 2	Sector 3	T. Spd	Elapsed
1		13:38:57.028	13:37:53.285	35.086	28.657	92.3	13:38:57.028
2		1:40.529	39.081	32.829	28.619	246.0	13:40:37.557
3		1:40.160	38.885	32.816	28.459	225.9	13:42:17.717
4		2:29.433 P	49.869	48.276	51.288	187.1	13:44:47.150

26 Emilio Jose Lopez Gonzalez HYUNDAI GETZ
 1 ESCUDERIA CERRO NEGRO

Vta	D	Tiempo	Sector 1	Sector 2	Sector 3	T. Spd	Elapsed
1		13:04:46.352	13:03:27.465	42.655	36.232	79.5	13:04:46.352
2		2:01.243	45.816	41.380	34.047	183.9	13:06:47.595
3		1:59.819	46.133	40.426	33.260	180.0	13:08:47.414
4		2:08.954	46.808	40.728	41.418	183.6	13:10:56.368
5		3:19.397 P	1:16.176	1:03.956	59.265	81.6	13:14:15.765

28 Jose Alberto Sanchez Royo CITROEN SAXO
 1 R.A.C. CIRCUITO GUADALOPE

Vta	D	Tiempo	Sector 1	Sector 2	Sector 3	T. Spd	Elapsed
1		13:05:30.875	13:03:53.287	54.769	42.819	64.2	13:05:30.875
2		2:14.852	52.355	45.170	37.327	163.8	13:07:45.727
3		2:14.773	50.732	46.718	37.323	175.0	13:10:00.500
4		3:06.018 P	54.832	1:11.293	59.893	174.1	13:13:06.518
5		26:50.761	25:13.423	46.149	51.189	64.8	13:39:57.279
6		2:13.283	50.885	45.111	37.287	173.0	13:42:10.562
7		2:34.008 P	51.471	46.172	56.365	173.6	13:44:44.570

33 Enric Roig Roldan HONDA CIVIC TURBO
 5 ESCUDERIA BAIX EMPORDÀ

Vta	D	Tiempo	Sector 1	Sector 2	Sector 3	T. Spd	Elapsed
1		13:06:28.792	13:05:22.296	36.842	29.654	75.5	13:06:28.792
2		1:44.336	40.355	34.580	29.401	210.9	13:08:13.128
3		2:46.076 P	55.637	55.861	54.578	154.9	13:10:59.204

37 Victor Cantin Pinilla CITROEN SAXO
 1 R.A.C. CIRCUITO GUADALOPE

Vta	D	Tiempo	Sector 1	Sector 2	Sector 3	T. Spd	Elapsed
1		13:06:32.855	13:05:12.028	43.906	36.921	86.9	13:06:32.855
2		2:08.744	48.722	43.764	36.258	175.3	13:08:41.599
3		2:38.919 P	57.099	45.508	56.312	173.9	13:11:20.518
4		28:12.477	26:53.113	43.382	35.982	67.5	13:39:32.995
5		2:15.629	56.191	43.293	36.145	176.4	13:41:48.624
6		2:38.492 P	54.079	50.796	53.617	174.7	13:44:27.116

38 Angel Sobrino De Toro HYUNDAI GETZ JTD
 1 ESCUDERIA CERRO NEGRO

Vta	D	Tiempo	Sector 1	Sector 2	Sector 3	T. Spd	Elapsed
1		13:04:31.576	13:03:14.746	42.375	34.455	85.3	13:04:31.576
2		2:05.698	47.843	43.501	34.354	167.7	13:06:37.274
3		2:04.710	46.207	42.460	36.043	189.8	13:08:41.984
4		2:22.538 P	48.271	42.366	51.901	176.4	13:11:04.522

40 Francho Echegoyen Cortes HYUNDAI COUPE V6
 2 AUTOMOVIL CLUB ZARAGOZA

Vta	D	Tiempo	Sector 1	Sector 2	Sector 3	T. Spd	Elapsed
1		13:04:46.766	13:03:31.647	41.596	33.523	76.9	13:04:46.766
2		1:58.211	44.494	40.494	33.223	201.1	13:06:44.977
3		1:56.781	44.952	39.286	32.543	189.8	13:08:41.758
4		2:05.376 P	44.958	38.426	41.992	182.1	13:10:47.134

48 Juan Carlos Zorrilla Hierro PORSCHE 968 CS
 C-L ASOCIACION ESPAÑOLA DE

Vta	D	Tiempo	Sector 1	Sector 2	Sector 3	T. Spd	Elapsed
1		13:04:43.237	13:03:25.670	42.927	34.640	78.2	13:04:43.237
2		2:03.846	46.606	43.679	33.561	180.6	13:06:47.083
3		1:55.116	44.786	38.760	31.570	174.7	13:08:42.199
4		2:15.822 P	51.833	39.126	44.863	176.1	13:10:58.021

50 Jose Avala Oliver FIAT PUNTO HGT
 1 ESCUDERIA CERRO NEGRO

Vta	D	Tiempo	Sector 1	Sector 2	Sector 3	T. Spd	Elapsed
1		13:39:29.057	13:38:04.308	46.891	37.858	75.8	13:39:29.057
2		2:11.654	49.635	44.976	37.043	167.1	13:41:40.711
3		2:55.573 P	58.265	1:03.216	54.092	153.8	13:44:36.284





Circuito de Madrid Jarama - RACE

Campeonato RACE de Turismos

CRONOMETRADOS 2

Tiempos Por Vuelta



51 Jorge Martínez Perez CITROEN SAXO **88** Luis Lopez Anos PORSCHE 968 CS
 1 ESCUDERIA CENTRO C-L Alvaro Rodríguez Sastre R.A.C. CIRCUITO GUADALOPE

Vta	D	Tiempo	Sector 1	Sector 2	Sector 3	T. Spd	Elapsed	Vta	D	Tiempo	Sector 1	Sector 2	Sector 3	T. Spd	Elapsed
1		13:04:56.779	13:03:35.308	45.574	35.897	82.6	13:04:56.779	1		13:04:18.818	13:03:02.425	35.767	40.626	69.8	13:04:18.818
2		2:09.965	49.870	44.365	35.730	159.5	13:07:06.744	2		1:42.189	39.896	33.896	28.397	214.7	13:06:01.007
3		2:06.774	48.803	42.465	35.506	177.6	13:09:13.518	3		1:48.287	39.212	37.820	31.255	233.2	13:07:49.294
4		2:41.338 P	48.962	54.849	57.527	172.5	13:11:54.856	4		2:03.019	48.074	44.273	30.672	173.0	13:09:52.313
5		27:31.044	26:10.662	44.079	36.303	84.7	13:39:25.900	5		2:43.567 P	40.790	1:00.576	1:02.201	227.8	13:12:35.880
6		2:07.057	48.455	43.212	35.390	179.7	13:41:32.957								
7		2:51.043 P	1:00.727	57.485	52.831	131.2	13:44:24.000								

53 Jorge Martínez Garcia CITROEN SAXO
 1 Adrian Martínez Perez ESCUDERIA CENTRO

Vta	D	Tiempo	Sector 1	Sector 2	Sector 3	T. Spd	Elapsed
1	2	13:07:25.172	13:06:05.562	43.581	36.029	83.5	13:07:25.172
2	2	2:07.158	49.254	42.785	35.119	160.4	13:09:32.330
3	2	2:38.133 P	49.193	53.820	55.120	170.3	13:12:10.463
4	2	27:12.309	25:52.334	43.475	36.500	79.2	13:39:22.772
5	2	2:05.229	47.961	42.473	34.795	180.6	13:41:28.001
6	2	2:57.407 P	1:06.742	57.666	52.999	108.4	13:44:25.408

55 Vicente Gabriel Valles FORD FIESTA
 3 Piera CLUB DE AUTOMOVILISMO LA

Vta	D	Tiempo	Sector 1	Sector 2	Sector 3	T. Spd	Elapsed
1		13:03:16.709	13:02:07.995	37.738	30.976	81.3	13:03:16.709
2		1:52.072	42.144	38.352	31.576	205.7	13:05:08.781
3		1:51.929	42.860	38.084	30.985	194.2	13:07:00.710
4		1:54.376	42.402	40.407	31.567	203.7	13:08:55.086
5		2:37.118 P	54.194	44.838	58.086	127.8	13:11:32.204

57 Jaime Cela Talavera CITROEN SAXO
 1 BALBOR MOTORSPORT CLUB

Vta	D	Tiempo	Sector 1	Sector 2	Sector 3	T. Spd	Elapsed
1		13:02:38.545	13:01:22.249	42.698	33.598	80.5	13:02:38.545
2		1:58.980	45.800	39.727	33.453	178.8	13:04:37.525
3		1:58.396	45.400	40.404	32.592	183.9	13:06:35.921
4		1:58.363	45.464	40.132	32.767	187.1	13:08:34.284
5		1:59.634	46.426	39.735	33.473	187.5	13:10:33.918
6		3:01.133 P	1:03.781	1:02.643	54.709	109.5	13:13:35.051

58 Hector Palacios Vazquez MAZDA MX5
 2 AUTOMOVIL CLUB ALICANTE

Vta	D	Tiempo	Sector 1	Sector 2	Sector 3	T. Spd	Elapsed
1		13:02:53.722	13:01:35.241	45.682	32.799	91.8	13:02:53.722
2		1:59.555	44.547	41.647	33.361	193.8	13:04:53.277
3		1:57.049	45.061	38.701	33.287	199.2	13:06:50.326
4		1:58.668	45.458	40.204	33.006	200.3	13:08:48.994
5		2:17.652 P	46.498	39.281	51.873	196.7	13:11:06.646

77 Sergio Muñoz De La Vieja BMW 325
 2 PROMOCOPA

Vta	D	Tiempo	Sector 1	Sector 2	Sector 3	T. Spd	Elapsed
1		13:08:45.210	13:07:31.840	41.391	31.979	85.1	13:08:45.210
2		2:03.558 P	44.008	37.374	42.176	183.0	13:10:48.768
3		28:17.248	27:07.341	38.106	31.801	90.7	13:39:06.016
4		1:50.810	42.661	37.309	30.840	189.8	13:40:56.826
5		2:25.290 P	54.366	45.907	45.017	131.8	13:43:22.116





Circuito de Madrid Jarama - RACE
Campeonato RACE de Turismos
CRONOMETRADOS 2
Mejores Sectores



Sector - 1		Sector - 2		Sector - 3		Vta. Ideal vs Vta. Mejor					
Clas	Nº Piloto	Tiempo	Nº Piloto	Tiempo	Nº Piloto	Tiempo	Clas	Nº Piloto	Vta. Ideal	Vta. Mejor	Clas
1	6 Francisco Comendador Rome	38.406	6 Francisco Comendador Rome	32.649	6 Francisco Comendador Rome	27.896	1	6 Francisco Comendador Rome	1:38.951	1:38.951	1
2	25 Sergio Vivanco Redondo	38.885	25 Sergio Vivanco Redondo	32.816	88 Alvaro Rodríguez Sastre	28.397	2	25 Sergio Vivanco Redondo	1:40.160	1:40.160	2
3	88 Alvaro Rodríguez Sastre	39.212	12 Alexander Villanueva Ruiz	33.646	25 Sergio Vivanco Redondo	28.459	3	88 Alvaro Rodríguez Sastre	1:41.505	1:42.189	3
4	12 Alexander Villanueva Ruiz	39.653	88 Alvaro Rodríguez Sastre	33.896	12 Alexander Villanueva Ruiz	28.615	4	12 Alexander Villanueva Ruiz	1:41.914	1:42.535	4
5	1 Ander Gamon Aguinagalde	40.041	1 Ander Gamon Aguinagalde	33.926	1 Ander Gamon Aguinagalde	28.616	5	1 Ander Gamon Aguinagalde	1:42.583	1:42.583	5
6	33 Enric Roig Roldan	40.355	33 Enric Roig Roldan	34.580	15 Juan Carlos Esteban Garcia	29.328	6	33 Enric Roig Roldan	1:44.336	1:44.336	6
7	7 Ethan Muniesa Ejarque	40.618	7 Ethan Muniesa Ejarque	34.753	33 Enric Roig Roldan	29.401	7	7 Ethan Muniesa Ejarque	1:44.857	1:44.980	7
8	15 Juan Carlos Esteban Garcia	40.764	15 Juan Carlos Esteban Garcia	34.900	7 Ethan Muniesa Ejarque	29.486	8	15 Juan Carlos Esteban Garcia	1:44.992	1:44.992	8
9	20 Juan Francisco Gastañaga	41.284	3 Ramiro Garcia-Pumarino	36.221	4 Ivan Perez Sanchez	30.313	9	4 Ivan Perez Sanchez	1:48.448	1:49.046	10
10	4 Ivan Perez Sanchez	41.810	4 Ivan Perez Sanchez	36.325	3 Ramiro Garcia-Pumarino	30.668	10	20 Juan Francisco Gastañaga	1:48.847	1:48.847	9
11	55 Vicente Gabriel Valles Piera	42.144	8 Javier Moreno Garcia	36.706	8 Javier Moreno Garcia	30.796	11	8 Javier Moreno Garcia	1:49.926	1:49.926	11
12	8 Javier Moreno Garcia	42.424	20 Juan Francisco Gastañaga	36.754	20 Juan Francisco Gastañaga	30.809	12	77 Sergio Muñoz De La Vieja	1:50.810	1:50.810	12
13	77 Sergio Muñoz De La Vieja	42.661	77 Sergio Muñoz De La Vieja	37.309	77 Sergio Muñoz De La Vieja	30.840	13	55 Vicente Gabriel Valles Piera	1:50.858	1:51.929	13
14	10 Alberto Martinez Alvarez	43.042	55 Vicente Gabriel Valles Piera	37.738	55 Vicente Gabriel Valles Piera	30.976	14	10 Alberto Martinez Alvarez	1:53.037	1:53.037	14
15	5 Jose Luis Carrillo German	43.680	10 Alberto Martinez Alvarez	38.294	48 Juan Carlos Zorrilla Hierro	31.570	15	5 Jose Luis Carrillo German	1:54.649	1:54.649	15
16	40 Francho Echegoyen Cortes	44.494	40 Francho Echegoyen Cortes	38.426	10 Alberto Martinez Alvarez	31.701	16	48 Juan Carlos Zorrilla Hierro	1:55.116	1:55.116	16
17	58 Hector Palacios Vazquez	44.547	58 Hector Palacios Vazquez	38.701	5 Jose Luis Carrillo German	31.984	17	40 Francho Echegoyen Cortes	1:55.463	1:56.781	17
18	48 Juan Carlos Zorrilla Hierro	44.786	48 Juan Carlos Zorrilla Hierro	38.760	40 Francho Echegoyen Cortes	32.543	18	58 Hector Palacios Vazquez	1:56.047	1:57.049	18
19	57 Jaime Cela Talavera	45.400	14 Mateo Muncharaz Adrado	38.880	57 Jaime Cela Talavera	32.592	19	57 Jaime Cela Talavera	1:57.719	1:58.363	19
20	26 Emilio Jose Lopez Gonzalez	45.816	5 Jose Luis Carrillo German	38.985	14 Mateo Muncharaz Adrado	32.722	20	26 Emilio Jose Lopez Gonzalez	1:59.502	1:59.819	20
21	38 Angel Sobrino De Toro	46.207	57 Jaime Cela Talavera	39.727	58 Hector Palacios Vazquez	32.799	21	38 Angel Sobrino De Toro	2:02.927	2:04.710	21
22	18 Jesus Lahoz Martin	47.569	26 Emilio Jose Lopez Gonzalez	40.426	26 Emilio Jose Lopez Gonzalez	33.260	22	53 Adrian Martinez Perez	2:05.229	2:05.229	22
23	53 Adrian Martinez Perez	47.961	38 Angel Sobrino De Toro	42.366	38 Angel Sobrino De Toro	34.354	23	18 Jesus Lahoz Martin	2:06.072	2:06.345	23
24	51 Jorge Martinez Perez	48.455	51 Jorge Martinez Perez	42.465	53 Adrian Martinez Perez	34.795	24	16 Joseba Aranburu Lopez	2:06.253	2:06.464	24
25	16 Joseba Aranburu Lopez	48.530	53 Adrian Martinez Perez	42.473	18 Jesus Lahoz Martin	35.026	25	51 Jorge Martinez Perez	2:06.310	2:06.774	25
26	37 Victor Cantin Pinilla	48.722	16 Joseba Aranburu Lopez	42.536	16 Joseba Aranburu Lopez	35.187	26	37 Victor Cantin Pinilla	2:07.997	2:08.744	28
27	19 Juan Dominguez Roca	49.157	9 Daniel Oliver Ponz	43.124	51 Jorge Martinez Perez	35.390	27	9 Daniel Oliver Ponz	2:08.008	2:08.008	26
28	9 Daniel Oliver Ponz	49.347	37 Victor Cantin Pinilla	43.293	9 Daniel Oliver Ponz	35.537	28	19 Juan Dominguez Roca	2:08.111	2:08.664	27
29	11 Lander Seguin Marcos	49.546	19 Juan Dominguez Roca	43.357	19 Juan Dominguez Roca	35.597	29	11 Lander Seguin Marcos	2:10.173	2:10.737	29
30	50 Jose Ayala Oliver	49.635	18 Jesus Lahoz Martin	43.477	37 Victor Cantin Pinilla	35.982	30	14 Mateo Muncharaz Adrado	2:11.318	2:37.633	32
31	28 Jose Alberto Sanchez Royo	50.732	11 Lander Seguin Marcos	44.250	11 Lander Seguin Marcos	36.377	31	50 Jose Ayala Oliver	2:11.654	2:11.654	30
32	14 Mateo Muncharaz Adrado	59.716	50 Jose Ayala Oliver	44.976	50 Jose Ayala Oliver	37.043	32	28 Jose Alberto Sanchez Royo	2:13.130	2:13.283	31
33	3 Ramiro Garcia-Pumarino	Transpon	28 Jose Alberto Sanchez Royo	45.111	28 Jose Alberto Sanchez Royo	37.287	33	3 Ramiro Garcia-Pumarino	Transpon	Transpon	33





Circuito de Madrid Jarama - RACE
Campeonato RACE de Turismos
CRONOMETRADOS 2
5 Mejores Tiempos



Cl	Nº	Concursante	Piloto 1	Piloto 2	Vehiculo	Cat	Cl	Mejor 1		Mejor 2		Mejor 3		Mejor 4		Mejor 5	
								Tiempo	Vta	Tiempo	Vta	Tiempo	Vta	Tiempo	Vta	Tiempo	Vta
1	6	VSR MOTORSPORT	Francisco Comendador Romero		NISSAN GT-R	5	1	1:38.951	2	1:41.730	3	1:46.889	4				
2	25	ESCUADERIA BAIX EMPORDÀ	Sergio Vivanco Redondo		BMW M4	5	2	1:40.160	3	1:40.529	2	2:29.433	4				
3	88	R.A.C. CIRCUITO GUADALOPE	Luis Lopez Anos	<u>Alvaro Rodríguez Sastre</u>	PORSCHE 968 CS	C-L	1	1:42.189	2	1:48.287	3	2:03.019	4				
4	12	ALEXANDER VILLANUEVA RUI	Alexander Villanueva Ruiz		HYUNDAI I20	TCR	1	1:42.535	8	1:42.847	3	1:43.001	4	1:43.938	7	1:47.308	2
5	1	R.A.C. CIRCUITO GUADALOPE	Ander Gamon Aguinagalde		CUPRA TCR	TCR	2	1:42.583	2								
6	33	ESCUADERIA BAIX EMPORDÀ	Enric Roig Roldan		HONDA CIVIC TURBO	5	3	1:44.336	2								
7	7	ESCUADERIA SANTA BARBARA DE	Ethan Muniesa Ejarque		BMW M3	C-L	2	1:44.980	2	1:56.510	3	2:10.689	4	2:10.765	7	26:34.28	6
8	15	DESGUACES LA TORRE	Juan Carlos Esteban Garcia		PEUGEOT 308	4	1	1:44.992	3	1:46.296	2						
9	20	PROMOCOPA	Juan Francisco Gastañaga Martínez		CUPRA VZ	TCR	3	1:48.847	7	1:53.105	3	1:58.764	2	2:57.196	8	25:45.00	6
10	4	R.A.C. CIRCUITO GUADALOPE	Ivan Perez Sanchez		PEUGEOT 207 PROTO	3	1	1:49.046	5	1:49.104	4	1:49.705	3	1:49.783	2		
11	8	ESCUADERIA 1000 LAGOS	Javier Moreno Garcia		PEUGEOT 205	1	1	1:49.926	2	1:54.536	3	2:02.668	4				
12	77	PROMOCOPA	Sergio Muñoz De La Vieja		BMW 325	2	1	1:50.810	4	2:25.290	5	28:17.24	3				
13	55	CLUB DE AUTOMOVILISMO LA VILA	Vicente Gabriel Valles Piera		FORD FIESTA	3	2	1:51.929	3	1:52.072	2	1:54.376	4				
14	10	MI MOTORSPORT	Alberto Martinez Alvarez		BMW M3 E46	4	2	1:53.037	4	1:55.944	3	1:57.635	2				
15	5	AUTOMOVIL CLUB ZARAGOZA	Carlos Sanz Mostajo	<u>Jose Luis Carrillo German</u>	HYUNDAI COUPE V6	2	2	1:54.649	3	1:56.578	2						
16	48	ASOCIACION ESPAÑOLA DE CLASICOS DEPORTIVOS	Juan Carlos Zorrilla Hierro		PORSCHE 968 CS	C-L	3	1:55.116	3	2:03.846	2						
17	40	AUTOMOVIL CLUB ZARAGOZA	Francho Echegoyen Cortes		HYUNDAI COUPE V6	2	3	1:56.781	3	1:58.211	2						
18	58	AUTOMOVIL CLUB ALICANTE	Hector Palacios Vazquez		MAZDA MX5	2	4	1:57.049	3	1:58.668	4	1:59.555	2				
19	57	BALBOR MOTORSPORT CLUB DE AUTOMOVILISMO	Jaime Cela Talavera		CITROEN SAXO	1	2	1:58.363	4	1:58.396	3	1:58.980	2				
20	26	ESCUADERIA CERRO NEGRO	Emilio Jose Lopez Gonzalez		HYUNDAI GETZ	1	3	1:59.819	3	2:01.243	2						
21	38	ESCUADERIA CERRO NEGRO	Angel Sobrino De Toro		HYUNDAI GETZ JTD	1	4	2:04.710	3	2:05.698	2						
22	53	ESCUADERIA CENTRO	Jorge Martinez Garcia	<u>Adrian Martinez Perez</u>	CITROEN SAXO	1	5	2:05.229	5	2:07.158	2	2:57.407	6	27:12.30	4		
23	18	R.A.C. CIRCUITO GUADALOPE	Jesus Lahoz Martin		ALFA GTV	C-L	4	2:06.345	3	2:13.031	2						
24	16	R.A.C. CIRCUITO GUADALOPE	Joseba Aranburu Lopez		CITROEN SAXO	1	6	2:06.464	2	2:54.378	3						
25	51	ESCUADERIA CENTRO	Jorge Martinez Perez		CITROEN SAXO	1	7	2:06.774	3	2:07.057	6	2:09.965	2	2:51.043	7	27:31.04	5
26	9	R.A.C. CIRCUITO GUADALOPE	Daniel Oliver Ponz		CITROEN SAXO	1	8	2:08.008	3	2:08.895	2						
27	19	CADEAL MOTOR CLUB	Juan Dominguez Roca		CITROEN SAXO	1	9	2:08.664	2	2:11.113	3						
28	37	R.A.C. CIRCUITO GUADALOPE	Victor Cantin Pinilla		CITROEN SAXO	1	10	2:08.744	2	2:15.629	5	2:38.492	6	28:12.47	4		
29	11	R.A.C. CIRCUITO GUADALOPE	Lander Seguin Marcos		CITROEN SAXO	1	11	2:10.737	6	2:11.558	3	2:14.025	2	2:51.975	7	27:17.50	5
30	50	ESCUADERIA CERRO NEGRO	Jose Avala Oliver		FIAT PUNTO HGT	1	12	2:11.654	2	2:55.573	3						
31	28	R.A.C. CIRCUITO GUADALOPE	Jose Alberto Sanchez Royo		CITROEN SAXO	1	13	2:13.283	6	2:14.773	3	2:14.852	2	2:34.008	7	26:50.76	5
32	14	RX PRO RACING	Mateo Muncharaz Adrado		PEUGEOT 308	4	3	2:37.633	2								
33	3	ANGEL LANCHARES ALONSO	Angel Lanchares Alonso	<u>Ramiro Garcia-Pumarino Santofimia</u>	PORSCHE 997 CUP	5	4										





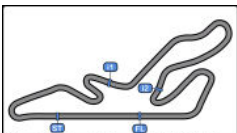
Circuito de Madrid Jarama - RACE
Campeonato RACE de Turismos
CRONOMETRADOS 2
5 Mejores Velocidades



Circuito de Madrid Jarama-RACE 3.850 m.

Cl	Nº	Concursante	Piloto 1	Piloto 2	Vehiculo	Cat	Cl	Top 1		Top 2		Top 3		Top 4		Top 5		Avg
								Km/h	Vta	Km/h	Vta	Km/h	Vta	Km/h	Vta	Km/h	Vta	
1	25	ESCUADERIA BAIX EMPORDÀ	Sergio Vivanco Redondo		BMW M4	5	1	246.0	2	225.9	3	187.1	4	92.3	1			187.8
2	6	VSR MOTORSPORT	Francisco Comendador Romero		NISSAN GT-R	5	2	238.9	2	228.8	4	198.5	3	185.5	5	117.5	1	193.8
3	88	R.A.C. CIRCUITO GUADALOPE	Luis Lopez Anos	<u>Alvaro Rodríguez Sastre</u>	PORSCHE 968 CS	C-L	1	233.2	3	227.8	5	214.7	2	173.0	4	69.8	1	183.7
4	3	ANGEL LANCHARES ALONSO	Angel Lanchares Alonso	<u>Ramiro Garcia-Pumarino Santofimia</u>	PORSCHE 997 CUP	5	3	231.7	2	68.8	1							150.2
5	12	ALEXANDER VILLANUEVA RUI	Alexander Villanueva Ruiz		HYUNDAI I20	TCR	1	231.7	5	231.2	3	231.2	8	229.7	4	229.2	7	230.6
6	7	ESCUADERIA SANTA BARBARA DE	Ethan Muniesa Ejarque		BMW M3	C-L	2	222.2	3	222.2	5	220.4	7	215.1	2	143.6	4	204.7
7	1	R.A.C. CIRCUITO GUADALOPE	Ander Gamon Aguinagalde		CUPRA TCR	TCR	2	213.8	2	210.5	3	77.7	1					167.3
8	15	DESGUACES LA TORRE	Juan Carlos Esteban Garcia		PEUGEOT 308	4	1	210.9	3	209.7	2	154.7	4	93.4	5	88.2	1	151.4
9	20	PROMOCOPA	Juan Francisco Gastañaga Martínez		CUPRA VZ	TCR	3	210.9	7	201.1	4	190.4	3	164.6	2	113.5	8	176.1
10	33	ESCUADERIA BAIX EMPORDÀ	Enric Roig Roldan		HONDA CIVIC TURBO	5	4	210.9	2	154.9	3	75.5	1					147.1
11	4	R.A.C. CIRCUITO GUADALOPE	Ivan Perez Sanchez		PEUGEOT 207 PROTO	3	1	210.1	2	209.7	4	208.0	3	204.1	5	203.3	6	207.0
12	8	ESCUADERIA 1000 LAGOS	Javier Moreno Garcia		PEUGEOT 205	1	1	208.0	5	207.2	2	203.7	3	159.5	4	87.2	1	173.1
13	10	MI MOTORSPORT	Alberto Martinez Alvarez		BMW M3 E46	4	2	207.6	4	201.4	2	197.0	3	179.4	5	93.7	1	175.8
14	55	CLUB DE AUTOMOVILISMO LA VILA	Vicente Gabriel Valles Piera		FORD FIESTA	3	2	205.7	2	203.7	4	194.2	3	127.8	5	81.3	1	162.5
15	5	AUTOMOVIL CLUB ZARAGOZA	Carlos Sanz Mostajo	<u>Jose Luis Carrillo German</u>	HYUNDAI COUPE V6	2	1	202.2	4	199.6	3	194.5	2	95.6	1			173.0
16	40	AUTOMOVIL CLUB ZARAGOZA	Francho Echegoyen Cortes		HYUNDAI COUPE V6	2	2	201.1	2	189.8	3	182.1	4	76.9	1			162.4
17	58	AUTOMOVIL CLUB ALICANTE	Hector Palacios Vazquez		MAZDA MX5	2	3	200.3	4	199.2	3	196.7	5	193.8	2	91.8	1	176.4
18	18	R.A.C. CIRCUITO GUADALOPE	Jesus Lahoz Martin		ALFA GTV	C-L	3	190.8	2	189.8	3	183.6	4	81.1	1			161.3
19	38	ESCUADERIA CERRO NEGRO	Angel Sobrino De Toro		HYUNDAI GETZ JTD	1	2	189.8	3	176.4	4	167.7	2	85.3	1			154.8
20	77	PROMOCOPA	Sergio Muñoz De La Vieja		BMW 325	2	4	189.8	4	183.0	2	131.8	5	90.7	3	85.1	1	136.1
21	57	BALBOR MOTORSPORT CLUB DE AUTOMOVILISMO	Jaime Cela Talavera		CITROEN SAXO	1	3	187.5	5	187.1	4	183.9	3	178.8	2	109.5	6	169.4
22	26	ESCUADERIA CERRO NEGRO	Emilio Jose Lopez Gonzalez		HYUNDAI GETZ	1	4	183.9	2	183.6	4	180.0	3	81.6	5	79.5	1	141.7
23	48	ASOCIACION ESPAÑOLA DE CLASICOS DEPORTIVOS	Juan Carlos Zorrilla Hierro		PORSCHE 968 CS	C-L	4	180.6	2	176.1	4	174.7	3	78.2	1			152.4
24	53	ESCUADERIA CENTRO	Jorge Martinez Garcia	<u>Adrian Martinez Perez</u>	CITROEN SAXO	1	5	180.6	5	170.3	3	160.4	2	108.4	6	83.5	1	140.6
25	16	R.A.C. CIRCUITO GUADALOPE	Joseba Aranburu Lopez		CITROEN SAXO	1	6	179.7	2	152.9	3	76.1	1					136.2
26	51	ESCUADERIA CENTRO	Jorge Martinez Perez		CITROEN SAXO	1	7	179.7	6	177.6	3	172.5	4	159.5	2	131.2	7	164.1
27	19	CADEAL MOTOR CLUB	Juan Dominguez Roca		CITROEN SAXO	1	8	177.6	3	177.3	2	172.5	4	78.4	1			151.4
28	11	R.A.C. CIRCUITO GUADALOPE	Lander Seguin Marcos		CITROEN SAXO	1	9	176.4	6	174.4	4	159.0	3	149.5	2	148.7	7	161.6
29	37	R.A.C. CIRCUITO GUADALOPE	Victor Cantin Pinilla		CITROEN SAXO	1	10	176.4	5	175.3	2	174.7	6	173.9	3	86.9	1	157.4
30	9	R.A.C. CIRCUITO GUADALOPE	Daniel Oliver Ponz		CITROEN SAXO	1	11	175.0	3	169.0	2	135.3	4	72.6	1			138.0
31	28	R.A.C. CIRCUITO GUADALOPE	Jose Alberto Sanchez Royo		CITROEN SAXO	1	12	175.0	3	174.1	4	173.6	7	173.0	6	163.8	2	171.9
32	50	ESCUADERIA CERRO NEGRO	Jose Avala Oliver		FIAT PUNTO HGT	1	13	167.1	2	153.8	3	75.8	1					132.2
33	14	RX PRO RACING	Mateo Muncharaz Adrado		PEUGEOT 308	4	3	155.3	2	101.4	1							128.4





Circuito de Madrid Jarama-RACE 3.850 m.

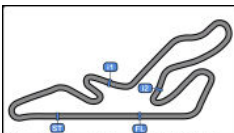
Circuito de Madrid Jarama - RACE Campeonato RACE de Turismos CRONOMETRADOS 2



Secuencia Vueltas Rápidas

Vta	Hora Día	Tiempo Sesión	Nº	Concursante	Piloto 1	Piloto 2	Vehiculo	Cat	Tiempo	Km/h
2	13:04:05.168	5:05.168	4	R.A.C. CIRCUITO GUADALOPE	Ivan Perez Sanchez		PEUGEOT 207 PROTO	3	1:49.783	126.2
2	13:05:15.545	6:15.545	6	VSR MOTORSPORT	Francisco Comendador Romero		NISSAN GT-R	5	1:38.951	140.0





Circuito de Madrid Jarama - RACE
Campeonato RACE de Turismos
CRONOMETRADOS 2



Mejor Máxima Velocidad del Evento

Nº	Concursante	Piloto 1	Piloto 2	Vehiculo	Cat	Km/h	Sesión
25	ESCUADERIA BAIX EMPORDÀ	Sergio Vivanco Redondo		BMW M4	5	246.0	CRONOMETRADOS 2
6	VSR MOTORSPORT	Francisco Comendador Romero		NISSAN GT-R	5	238.9	CRONOMETRADOS 1
3	ANGEL LANCHARES ALONSO	Angel Lanchares Alonso	Ramiro Garcia-Pumarino Santofimia	PORSCHE 997 CUP	5	238.4	CRONOMETRADOS 1
88	R.A.C. CIRCUITO GUADALOPE	Luis Lopez Anos	Alvaro Rodríguez Sastre	PORSCHE 968 CS	C-L	233.2	CRONOMETRADOS 2
12	ALEXANDER VILLANUEVA RUIZ	Alexander Villanueva Ruiz		HYUNDAI I20	TCR	231.7	CRONOMETRADOS 1
2	ESCUDERIA MOTOR TERRASSA	Luis Aguilera Alvarez		GINETA GT3	5	228.8	ENTRENAMIENTO PRIVADO
7	ESCUADERIA SANTA BARBARA DE UTRILLAS	Ethan Muniesa Ejarque		BMW M3	C-L	228.8	CRONOMETRADOS 1
15	DESGUACES LA TORRE	Juan Carlos Esteban Garcia		PEUGEOT 308	4	216.8	ENTRENAMIENTO PRIVADO
1	R.A.C. CIRCUITO GUADALOPE	Ander Gamon Aguinagalde		CUPRA TCR	TCR	216.8	CRONOMETRADOS 1
20	PROMOCOPA	Juan Francisco Gastañaga Martinez		CUPRA VZ	TCR	211.7	CRONOMETRADOS 1
10	MI MOTORSPORT	Alberto Martinez Alvarez		BMW M3 E46	4	211.3	CRONOMETRADOS 1
33	ESCUADERIA BAIX EMPORDÀ	Enric Roig Roldan		HONDA CIVIC TURBO	5	210.9	CRONOMETRADOS 2
4	R.A.C. CIRCUITO GUADALOPE	Ivan Perez Sanchez		PEUGEOT 207 PROTO	3	210.1	CRONOMETRADOS 2
8	ESCUADERIA 1000 LAGOS	Javier Moreno Garcia		PEUGEOT 205	1	208.0	CRONOMETRADOS 2
55	CLUB DE AUTOMOVILISMO LA VILA	Vicente Gabriel Valles Piera		FORD FIESTA	3	205.7	CRONOMETRADOS 2
5	AUTOMOVIL CLUB ZARAGOZA	Carlos Sanz Mostajo	Jose Luis Carrillo German	HYUNDAI COUPE V6	2	202.6	CRONOMETRADOS 1
58	AUTOMOVIL CLUB ALICANTE	Hector Palacios Vazquez		MAZDA MX5	2	202.2	CRONOMETRADOS 1
40	AUTOMOVIL CLUB ZARAGOZA	Francho Echegoyen Cortes		HYUNDAI COUPE V6	2	201.1	CRONOMETRADOS 2
38	ESCUADERIA CERRO NEGRO	Angel Sobrino De Toro		HYUNDAI GETZ JTD	1	193.2	CRONOMETRADOS 1
14	RX PRO RACING	Mateo Muncharaz Adrado		PEUGEOT 308	4	192.5	ENTRENAMIENTO PRIVADO
48	ASOCIACION ESPAÑOLA DE CLASICOS DEPORTIVOS	Juan Carlos Zorrilla Hierro		PORSCHE 968 CS	C-L	190.8	CRONOMETRADOS 1
18	R.A.C. CIRCUITO GUADALOPE	Jesus Lahoz Martin		ALFA GTV	C-L	190.8	CRONOMETRADOS 2
77	PROMOCOPA	Sergio Muñoz De La Vieja		BMW 325	2	189.8	CRONOMETRADOS 2
26	ESCUADERIA CERRO NEGRO	Emilio Jose Lopez Gonzalez		HYUNDAI GETZ	1	187.8	CRONOMETRADOS 1
57	BALBOR MOTORSPORT CLUB DE AUTOMOVILISMO	Jaime Cela Talavera		CITROEN SAXO	1	187.5	CRONOMETRADOS 1
53	ESCUADERIA CENTRO	Jorge Martinez Garcia	Adrian Martinez Perez	CITROEN SAXO	1	180.6	CRONOMETRADOS 2
51	ESCUADERIA CENTRO	Jorge Martinez Perez		CITROEN SAXO	1	179.7	CRONOMETRADOS 2
16	R.A.C. CIRCUITO GUADALOPE	Joseba Aranburu Lopez		CITROEN SAXO	1	179.7	CRONOMETRADOS 2
19	CADEAL MOTOR CLUB	Juan Dominguez Roca		CITROEN SAXO	1	178.5	CRONOMETRADOS 1
9	R.A.C. CIRCUITO GUADALOPE	Daniel Oliver Ponz		CITROEN SAXO	1	177.3	ENTRENAMIENTO PRIVADO
37	R.A.C. CIRCUITO GUADALOPE	Victor Cantin Pinilla		CITROEN SAXO	1	176.4	CRONOMETRADOS 2
11	R.A.C. CIRCUITO GUADALOPE	Lander Seguin Marcos		CITROEN SAXO	1	176.4	CRONOMETRADOS 2
28	R.A.C. CIRCUITO GUADALOPE	Jose Alberto Sanchez Royo		CITROEN SAXO	1	175.6	CRONOMETRADOS 1
50	ESCUADERIA CERRO NEGRO	Jose Avala Oliver		FIAT PUNTO HGT	1	167.1	CRONOMETRADOS 2
23	R.A.C. CIRCUITO GUADALOPE	Sylvain Xavier Soler		CITROEN SAXO	1	157.2	ENTRENAMIENTO PRIVADO





Circuito de Madrid Jarama - RACE
Campeonato RACE de Turismos
CRONOMETRADOS 2
Tiempos Parada en Pit



7 Ethan Muniesa Ejarque BMW M3

C-L ESCUDERIA SANTA BARBARA

Nº	Hora Día Entrada	Tiempo Entrada	Tiempo Salida	Tiempo Box	T. Box Total
1	13:12:24.552	13:12:24.552	13:37:12.453	24:47.901	24:47.901

11 Lander Seguin Marcos CITROEN SAXO

1 R.A.C. CIRCUITO GUADALOPE

Nº	Hora Día Entrada	Tiempo Entrada	Tiempo Salida	Tiempo Box	T. Box Total
1	13:12:12.773	13:12:12.773	13:37:26.226	25:13.453	25:13.453

12 Alexander Villanueva Ruiz HYUNDAI I20

TCR ALEXANDER VILLANUEVA RUI

Nº	Hora Día Entrada	Tiempo Entrada	Tiempo Salida	Tiempo Box	T. Box Total
1	13:12:16.709	13:12:16.709	13:37:11.491	24:54.782	24:54.782

20 Juan Francisco Gastañaga CUPRA VZ

TCR PROMOCOPA

Nº	Hora Día Entrada	Tiempo Entrada	Tiempo Salida	Tiempo Box	T. Box Total
1	13:13:15.878	13:13:15.878	13:37:08.331	23:52.453	23:52.453

28 Jose Alberto Sanchez Royo CITROEN SAXO

1 R.A.C. CIRCUITO GUADALOPE

Nº	Hora Día Entrada	Tiempo Entrada	Tiempo Salida	Tiempo Box	T. Box Total
1	13:13:01.408	13:13:01.408	13:37:24.673	24:23.265	24:23.265

37 Victor Cantin Pinilla CITROEN SAXO

1 R.A.C. CIRCUITO GUADALOPE

Nº	Hora Día Entrada	Tiempo Entrada	Tiempo Salida	Tiempo Box	T. Box Total
1	13:11:16.231	13:11:16.231	13:37:25.383	26:09.152	26:09.152

51 Jorge Martinez Perez CITROEN SAXO

1 ESCUDERIA CENTRO

Nº	Hora Día Entrada	Tiempo Entrada	Tiempo Salida	Tiempo Box	T. Box Total
1	13:11:50.808	13:11:50.808	13:37:18.269	25:27.461	25:27.461

53 Jorge Martinez Garcia CITROEN SAXO

1 Adrian Martinez Perez ESCUDERIA CENTRO

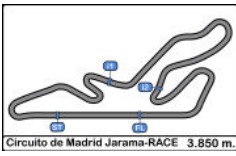
Nº	Hora Día Entrada	Tiempo Entrada	Tiempo Salida	Tiempo Box	T. Box Total
1	13:12:06.074	13:12:06.074	13:37:17.215	25:11.141	25:11.141

77 Sergio Muñoz De La Vieja BMW 325

2 PROMOCOPA

Nº	Hora Día Entrada	Tiempo Entrada	Tiempo Salida	Tiempo Box	T. Box Total
1	13:10:44.225	13:10:44.225	13:37:14.798	26:30.573	26:30.573

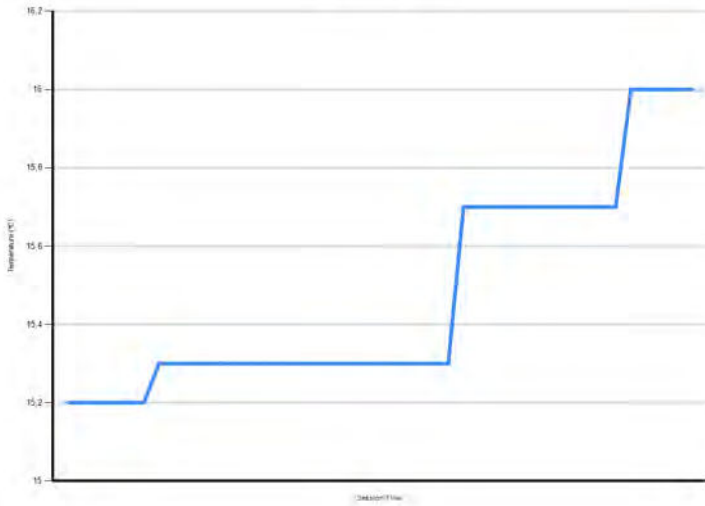




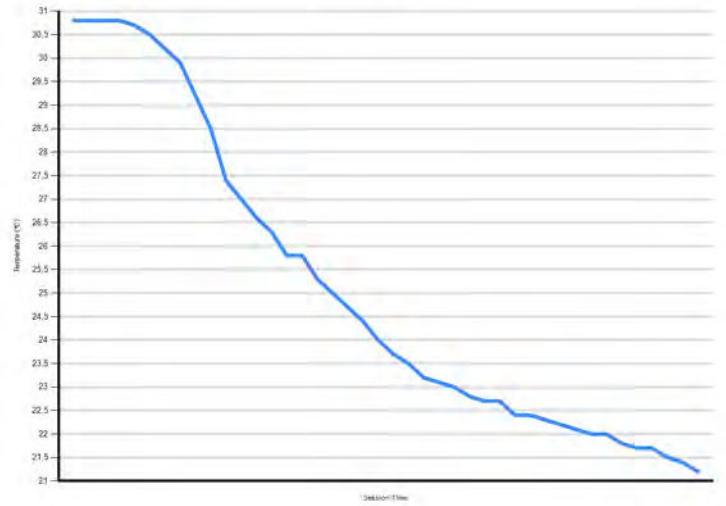
Circuito de Madrid Jarama - RACE
Campeonato RACE de Turismos
CRONOMETRADOS 2
Informe Meteorológico



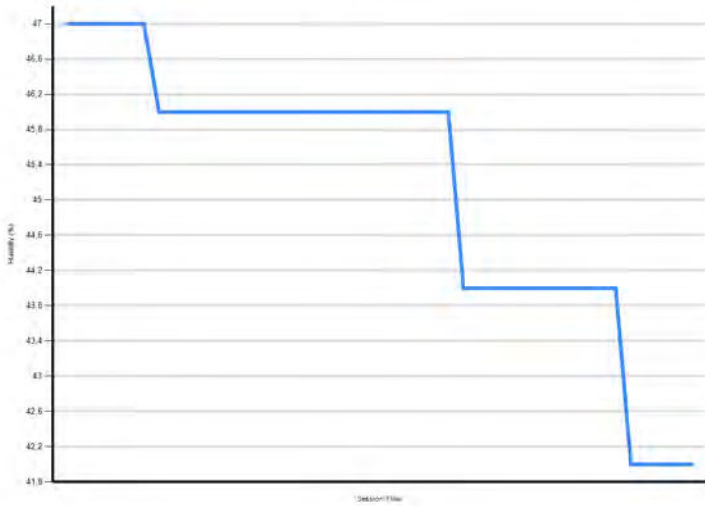
Temperatura Aire



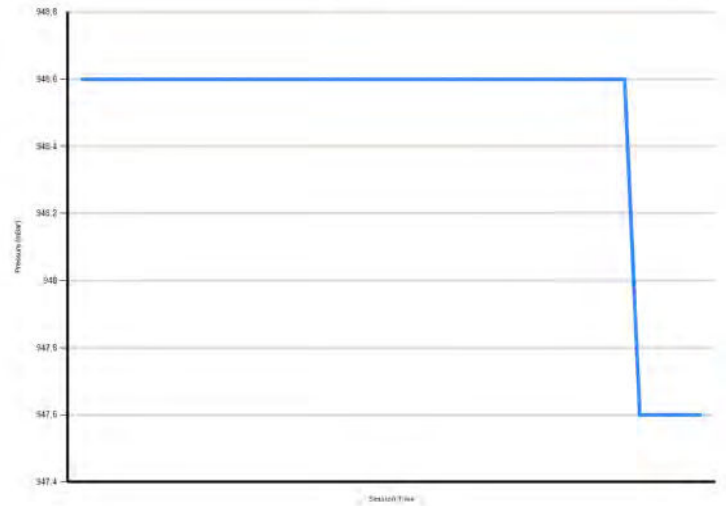
Temperatura Pista



Humedad



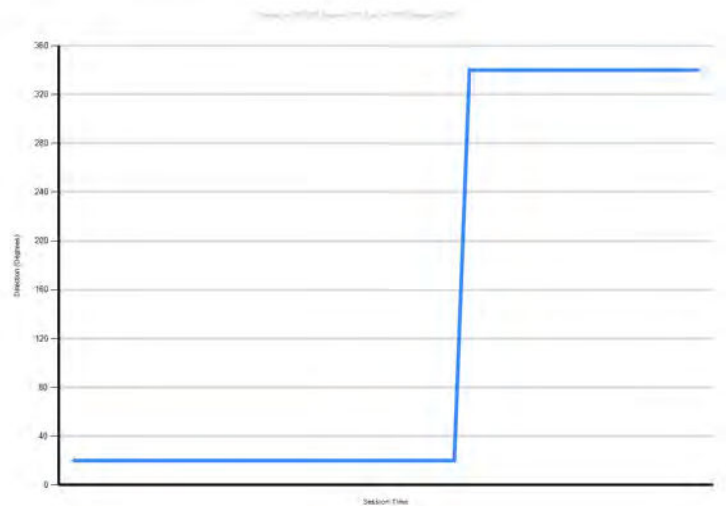
Presión

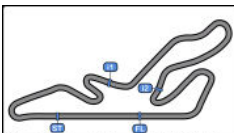


Velocidad Viento



Dirección Viento





Circuito de Madrid Jarama - RACE

Campeonato RACE de Turismos

CRONOMETRADOS 2

Resultados Finales



Circuito de Madrid Jarama-RACE 3.850 m.

Cls	Nº	Concursante	Piloto 1	Piloto 2	Vehiculo	Cat	Cls	Vtas.	Mejor	Tiempo	Dif 1º	Interval	Km/h
1	6	VSR MOTORSPORT	Francisco Comendador Romero		NISSAN GT-R	5	1	6	2	1:38.951			140.0
2	25	ESCUADERIA BAIX EMPORDÀ	Sergio Vivanco Redondo		BMW M4	5	2	4	3	1:40.160	1.209	1.209	138.3
3	88	R.A.C. CIRCUITO GUADALOPE	Luis Lopez Anos	<u>Alvaro Rodríguez Sastre</u>	PORSCHE 968 CS	C-L	1	5	2	1:42.189	3.238	2.029	135.6
4	12	ALEXANDER VILLANUEVA RUIZ	Alexander Villanueva Ruiz		HYUNDAI I20	TCR	1	9	8	1:42.535	3.584	0.346	135.1
5	1	R.A.C. CIRCUITO GUADALOPE	Ander Gamon Aguinagalde		CUPRA TCR	TCR	2	2	2	1:42.583	3.632	0.048	135.1
6	33	ESCUADERIA BAIX EMPORDÀ	Enric Roig Roldan		HONDA CIVIC TURBO	5	3	3	2	1:44.336	5.385	1.753	132.8
7	7	ESCUADERIA SANTA BARBARA DE UTRILLAS	Ethan Muniesa Ejarque		BMW M3	C-L	2	7	2	1:44.980	6.029	0.644	132.0
8	15	DESGUACES LA TORRE	Juan Carlos Esteban Garcia		PEUGEOT 308	4	1	5	3	1:44.992	6.041	0.012	132.0
9	20	PROMOCOPA	Juan Francisco Gastañaga Martinez		CUPRA VZ	TCR	3	8	7	1:48.847	9.896	3.855	127.3
10	4	R.A.C. CIRCUITO GUADALOPE	Ivan Perez Sanchez		PEUGEOT 207 PROTO	3	1	6	5	1:49.046	10.095	0.199	127.1
11	8	ESCUADERIA 1000 LAGOS	Javier Moreno Garcia		PEUGEOT 205	1	1	5	2	1:49.926	10.975	0.880	126.0
12	77	PROMOCOPA	Sergio Muñoz De La Vieja		BMW 325	2	1	5	4	1:50.810	11.859	0.884	125.0
13	55	CLUB DE AUTOMOVILISMO LA VILA	Vicente Gabriel Valles Piera		FORD FIESTA	3	2	5	3	1:51.929	12.978	1.119	123.8
14	10	MI MOTORSPORT	Alberto Martinez Alvarez		BMW M3 E46	4	2	5	4	1:53.037	14.086	1.108	122.6
15	5	AUTOMOVIL CLUB ZARAGOZA	Carlos Sanz Mostajo	<u>Jose Luis Carrillo German</u>	HYUNDAI COUPE V6	2	2	4	3	1:54.649	15.698	1.612	120.8
16	48	ASOCIACION ESPAÑOLA DE CLASICOS DEPORTIVOS	Juan Carlos Zorrilla Hierro		PORSCHE 968 CS	C-L	3	4	3	1:55.116	16.165	0.467	120.4
17	40	AUTOMOVIL CLUB ZARAGOZA	Francho Echegoyen Cortes		HYUNDAI COUPE V6	2	3	4	3	1:56.781	17.830	1.665	118.6
18	58	AUTOMOVIL CLUB ALICANTE	Hector Palacios Vazquez		MAZDA MX5	2	4	5	3	1:57.049	18.098	0.268	118.4
19	57	BALBOR MOTORSPORT CLUB DE AUTOMOVILISMO	Jaime Cela Talavera		CITROEN SAXO	1	2	6	4	1:58.363	19.412	1.314	117.0
20	26	ESCUADERIA CERRO NEGRO	Emilio Jose Lopez Gonzalez		HYUNDAI GETZ	1	3	5	3	1:59.819	20.868	1.456	115.6
21	38	ESCUADERIA CERRO NEGRO	Angel Sobrino De Toro		HYUNDAI GETZ JTD	1	4	4	3	2:04.710	25.759	4.891	111.1
22	53	ESCUADERIA CENTRO	Jorge Martinez Garcia	<u>Adrian Martinez Perez</u>	CITROEN SAXO	1	5	6	5	2:05.229	26.278	0.519	110.6
23	18	R.A.C. CIRCUITO GUADALOPE	Jesus Lahoz Martin		ALFA GTV	C-L	4	4	3	2:06.345	27.394	1.116	109.6
24	16	R.A.C. CIRCUITO GUADALOPE	Joseba Aranburu Lopez		CITROEN SAXO	1	6	3	2	2:06.464	27.513	0.119	109.5
25	51	ESCUADERIA CENTRO	Jorge Martinez Perez		CITROEN SAXO	1	7	7	3	2:06.774	27.823	0.310	109.3
26	9	R.A.C. CIRCUITO GUADALOPE	Daniel Oliver Ponz		CITROEN SAXO	1	8	4	3	2:08.008	29.057	1.234	108.2
27	19	CADEAL MOTOR CLUB	Juan Dominguez Roca		CITROEN SAXO	1	9	4	2	2:08.664	29.713	0.656	107.7
28	37	R.A.C. CIRCUITO GUADALOPE	Victor Cantin Pinilla		CITROEN SAXO	1	10	6	2	2:08.744	29.793	0.080	107.6
29	11	R.A.C. CIRCUITO GUADALOPE	Lander Seguin Marcos		CITROEN SAXO	1	11	7	6	2:10.737	31.786	1.993	106.0
30	50	ESCUADERIA CERRO NEGRO	Jose Avala Oliver		FIAT PUNTO HGT	1	12	3	2	2:11.654	32.703	0.917	105.2
31	28	R.A.C. CIRCUITO GUADALOPE	Jose Alberto Sanchez Royo		CITROEN SAXO	1	13	7	6	2:13.283	34.332	1.629	103.9
32	14	RX PRO RACING	Mateo Muncharaz Adrado		PEUGEOT 308	4	3	2	2	2:37.633	58.682	24.350	87.9
33	3	ANGEL LANCHARES ALONSO	Angel Lanchares Alonso	<u>Ramiro Garcia-Pumarino Santofimia</u>	PORSCHE 997 CUP	5	4	2	1	13:04:11.4	13:02:32.	13:01:33.	00.0

Publicado a las:.....

Temp Pista: 21.2 °C Temp Aire: 16.0 °C Humedad: 42 % Estado Pista: SECA

Comisarios Deportivos:

Rubén Collar

José María Solís

Ángel Linaje

Cronometrador:

María Jesús Gamazo

CD-01548-ESP/M

CD-01272-ESP/M

CD-00082-ESP/M

JCR-00499-ESP/M





Circuito de Madrid Jarama - RACE
Campeonato RACE de Turismos
CRONOMETRADOS 2
Resultados Finales



*** PENALIZACIONES**

Anulados todos los tiempos del dorsal #26 según art. 13.7 RDVC

Publicado a las:.....

Temp Pista: **21.2 °C** Temp Aire: **16.0 °C** Humedad: **42 %** Estado Pista: **SECA**

Comisarios Deportivos:

Rubén Collar

José María Solís

Ángel Linaje

Cronometrador: María Jesús Gamazo

CD-01548-ESP/M

CD-01272-ESP/M

CD-00082-ESP/M

JCR-00499-ESP/M





Circuito de Madrid Jarama - RACE
Campeonato RACE de Turismos
CARRERA 1
Parrilla de Salida



33	23	Sylvain Xavier Soler		.17.		Jose Ayala Oliver	50	32
31	28	Jose Alberto Sanchez Royo	2:12.974	.16.	2:12.244	Lander Seguin Marcos	11	30
29	37	Victor Cantin Pinilla	2:08.400	.15.	2:08.133	Jorge Martinez Perez	51	28
27	9	Daniel Oliver Ponz	2:07.248	.14.	2:07.029	Jorge Martinez Garcia	53	26
25	19	Juan Dominguez Roca	2:07.007	.13.	2:06.181	Joseba Aranburu Lopez	16	24
23	18	Jesus Lahoz Martin	2:05.998	.12.	2:02.819	Angel Sobrino De Toro	38	22
21	26	Emilio Jose Lopez Gonzalez	1:59.633	.11.	1:58.809	Jaime Cela Talavera	57	20
19	40	Francho Echegoyen Cortes	1:57.594	.10.	1:57.477	Mateo Muncharaz Adrado	14	18
17	5	Carlos Sanz Mostajo	1:55.496	.9.	1:54.986	Alberto Martinez Alvarez	10	16
15	48	Juan Carlos Zorrilla Hierro	1:54.687	.8.	1:53.459	Hector Palacios Vazquez	58	14
13	8	Javier Moreno Garcia	1:52.615	.7.	1:50.758	Sergio Muñoz De La Vieja	77	12
11	88	Luis Lopez Anos	1:50.040	.6.	1:49.421	Vicente Gabriel Valles Piera	55	10
9	4	Ivan Perez Sanchez	1:49.338	.5.	1:47.447	Juan Francisco Gastañaga Martinez	20	8
7	15	Juan Carlos Esteban Garcia	1:45.403	.4.	1:44.669	Enric Roig Roldan	33	6
5	7	Ethan Muniesa Ejarque	1:44.299	.3.	1:43.473	Alexander Villanueva Ruiz	12	4
3	3	Angel Lanchares Alonso	1:42.299	.2.	1:40.276	Francisco Comendador Romero	6	2
1	25	Sergio Vivanco Redondo	1:40.082	.1.				



Pole

Publicada a las:.....

Comisarios Deportivos:

Rubén Collar

CD-01548-ESP/M

José María Solís

CD-01272-ESP/M

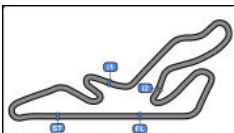
Ángel Linaje

CD-00082-ESP/M

Cronometrador:


 María Jesús Gamazo
 JCR-00499-ESP/M





Circuito de Madrid Jarama - RACE

Campeonato RACE de Turismos

CARRERA 1

Resultados Provisionales



Cls	Nº	Concursante	Piloto 1	Piloto 2	Vehiculo	Cat	Cl	Vtas.	Tiempo	Dif 1º	Interval	Km/h	Mejor	Tiempo	Km/h
1	6	VSR MOTORSPORT	Francisco Comendador Romero		NISSAN GT-R	5	1	16	27:18.265			135.3	2	1:38.531	140.6
2	25	ESCUDERIA BAIX EMPORDÀ	Sergio Vivanco Redondo		BMW M4	5	2	16	27:23.014	4.749	4.749	134.9	3	1:37.984	141.4
3	33	ESCUDERIA BAIX EMPORDÀ	Enric Roig Roldan		HONDA CIVIC TURBO	5	3	16	27:31.307	13.042	8.293	134.2	12	1:41.735	136.2
4	3	ANGEL LANCHARES ALONSO	Angel Lanchares Alonso	Ramiro Garcia-Pumarino Santofimia	PORSCHE 997 CUP	5	4	16	27:56.681	38.416	25.374	132.2	3	1:42.564	135.1
5	15	DESGUACES LA TORRE	Juan Carlos Esteban Garcia		PEUGEOT 308	4	1	16	28:10.953	52.688	14.272	131.1	4	1:43.598	133.7
6	7	ESCUDERIA SANTA BARBARA DE	Ethan Muniesa Ejarque		BMW M3	C-L	1	16	28:58.092	1:39.827	47.139	127.5	2	1:45.182	131.7
7	20	PROMOCOPA	Juan Francisco Gastañaga Martinez		CUPRA VZ	TCR	1	15	27:57.306	1 Vta.	1 Vta.	123.9	5	1:49.154	126.9
8	4	R.A.C. CIRCUITO GUADALOPE	Ivan Perez Sanchez		PEUGEOT 207 PROTO	3	1	15	28:10.435	1 Vta.	13.129	122.9	9	1:50.315	125.6
9	77	PROMOCOPA	Sergio Muñoz De La Vieja		BMW 325	2	1	15	28:18.698	1 Vta.	8.263	122.3	4	1:51.686	124.0
10	58	AUTOMOVIL CLUB ALICANTE	Hector Palacios Vazquez		MAZDA MX5	2	2	15	28:23.856	1 Vta.	5.158	122.0	15	1:51.647	124.1
11	8	ESCUDERIA 1000 LAGOS	Javier Moreno Garcia		PEUGEOT 205	1	1	15	28:33.207	1 Vta.	9.351	121.3	13	1:52.096	123.6
12	88	R.A.C. CIRCUITO GUADALOPE	Luis Lopez Anos	Alvaro Rodriguez Sastre	PORSCHE 968 CS	C-L	2	15	28:53.634	1 Vta.	20.427	119.9	2	1:53.044	122.6
13	48	ASOCIACION ESPAÑOLA DE CLASICOS DEPORTIVOS	Juan Carlos Zorrilla Hierro		PORSCHE 968 CS	C-L	3	15	28:55.397	1 Vta.	1.763	119.7	15	1:52.698	122.9
14	40	AUTOMOVIL CLUB ZARAGOZA	Francho Echegoyen Cortes		HYUNDAI COUPE V6	2	3	14	27:29.727	2 Vtas.	1 Vta.	117.6	11	1:56.584	118.8
15	57	BALBOR MOTORSPORT CLUB DE AUTOMOVILISMO	Jaime Cela Talavera		CITROEN SAXO	1	2	14	28:04.280	2 Vtas.	34.553	115.2	14	1:57.645	117.8
16	26	ESCUDERIA CERRO NEGRO	Emilio Jose Lopez Gonzalez		HYUNDAI GETZ	1	3	14	28:05.431	2 Vtas.	1.151	115.1	11	1:57.996	117.4
17	5	AUTOMOVIL CLUB ZARAGOZA	Carlos Sanz Mostajo	Jose Luis Carrillo German	HYUNDAI COUPE V6	2	4	14	28:12.263	2 Vtas.	6.832	114.6	10	1:54.602	120.9
18	55	CLUB DE AUTOMOVILISMO LA VILA	Vicente Gabriel Valles Piera		FORD FIESTA	3	2	13	24:38.203	3 Vtas.	1 Vta.	121.8	5	1:51.604	124.1
19	18	R.A.C. CIRCUITO GUADALOPE	Jesus Lahoz Martin		ALFA GTV	C-L	4	13	27:36.133	3 Vtas.	2:57.930	108.7	6	2:02.589	113.0
20	16	R.A.C. CIRCUITO GUADALOPE	Joseba Aranburu Lopez		CITROEN SAXO	1	4	13	27:38.088	3 Vtas.	1.955	108.6	2	2:06.096	109.9
21	51	ESCUDERIA CENTRO	Jorge Martinez Perez		CITROEN SAXO	1	5	13	27:47.752	3 Vtas.	9.664	108.0	6	2:06.648	109.4
22	23	R.A.C. CIRCUITO GUADALOPE	Sylvain Xavier Soler		CITROEN SAXO	1	6	13	27:52.404	3 Vtas.	4.652	107.7	6	2:06.444	109.6
23	19	CADEAL MOTOR CLUB	Juan Dominguez Roca		CITROEN SAXO	1	7	13	27:57.218	3 Vtas.	4.814	107.4	8	2:07.091	109.0
24	37	R.A.C. CIRCUITO GUADALOPE	Victor Cantin Pinilla		CITROEN SAXO	1	8	13	28:16.593	3 Vtas.	19.375	106.2	11	2:08.601	107.7
25	28	R.A.C. CIRCUITO GUADALOPE	Jose Alberto Sanchez Royo		CITROEN SAXO	1	9	13	28:58.463	3 Vtas.	41.870	103.6	11	2:10.718	106.0
26	50	ESCUDERIA CERRO NEGRO	Jose Avala Oliver		FIAT PUNTO HGT	1	10	13	29:01.997	3 Vtas.	3.534	103.4	13	2:11.664	105.2
27	11	R.A.C. CIRCUITO GUADALOPE	Lander Seguin Marcos		CITROEN SAXO	1	11	12	28:02.658	4 Vtas.	1 Vta.	98.8	10	2:10.768	105.9

Not classified: (Requirements: 75% of number laps of leader = 12 Laps)

38	ESCUDERIA CERRO NEGRO	Angel Sobrino De Toro			HYUNDAI GETZ JTD	1	12	11	22:32.075	5 Vtas.	1 Vta.	112.7	9	1:59.444	116.0
12	ALEXANDER VILLANUEVA RUI	Alexander Villanueva Ruiz			HYUNDAI I20	TCR	2	9	15:54.801	7 Vtas.	2 Vtas.	130.6	4	1:42.312	135.4
10	MI MOTORSPORT	Alberto Martinez Alvarez			BMW M3 E46	4	2	4	7:55.887	12 Vtas.	5 Vtas.	116.4	4	1:55.324	120.1
14	RX PRO RACING	Mateo Muncharaz Adrado			PEUGEOT 308	4	3	3	6:50.560	13 Vtas.	1 Vta.	101.2	2	2:01.310	114.2
53	ESCUDERIA CENTRO	Jorge Martinez Garcia	Adrian Martinez Perez		CITROEN SAXO	1	13	1	2:21.739	15 Vtas.	2 Vtas.	97.7	1	2:21.739	97.7

Publicado a las:.....

Temp Pista: 16.4 °C Temp Aire: 16.9 °C Humedad: 34 % Estado Pista: SECA

Director Carrera:

F. Javier Soler

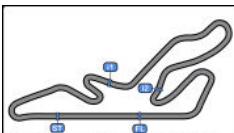
DC-00502-ESP/M

Cronometrador:

María Jesús Gamazo

JCR-00499-ESP/M





Circuito de Madrid Jarama-RACE 3.850 m.

Circuito de Madrid Jarama - RACE Campeonato RACE de Turismos CARRERA 1



Resultados Provisionales

Cls	Nº	Concursante	Piloto 1	Piloto 2	Vehiculo	Cat	Cl	Vtas.	Tiempo	Dif 1º	Interval	Km/h	Mejor	Tiempo	Km/h
9		R.A.C. CIRCUITO GUADALOPE	Daniel Oliver Ponz		CITROEN SAXO	1		14							

Vta. Rápida Sergio Vivanco Redondo en 1:37.984 a 141.4 Km/h en la vta. 3

Publicado a las:.....

Temp Pista: 16.4 °C Temp Aire: 16.9 °C Humedad: 34 % Estado Pista: SECA

Director Carrera:

F. Javier Soler

DC-00502-ESP/M

Cronometrador:

María Jesús Gamazo

JCR-00499-ESP/M





Circuito de Madrid Jarama - RACE
Campeonato RACE de Turismos
CARRERA 1
Resultados Provisionales por Categoría



Categoría 5															
Cls	Nº	Concursante	Piloto 1	Piloto 2	Vehiculo	Cat	Cl	Vtas.	Tiempo	Dif 1º	Interval	Km/h	Mejor	Tiempo	Km/h
1	6	VSR MOTORSPORT	Francisco Comendador Romero		NISSAN GT-R	5	1	16	27:18.265			135.3	2	1:38.531	140.6
2	25	ESCUADERIA BAIX EMPORDÀ	Sergio Vivanco Redondo		BMW M4	5	2	16	27:23.014	4.749	4.749	134.9	3	1:37.984	141.4
3	33	ESCUADERIA BAIX EMPORDÀ	Enric Roig Roldan		HONDA CIVIC TURBO	5	3	16	27:31.307	13.042	8.293	134.2	12	1:41.735	136.2
4	3	ANGEL LANCHARES ALONSO	Angel Lanchares Alonso	Ramiro Garcia-Pumarino Santofimia	PORSCHE 997 CUP	5	4	16	27:56.681	38.416	25.374	132.2	3	1:42.564	135.1

Categoría 4															
Cls	Nº	Concursante	Piloto 1	Piloto 2	Vehiculo	Cat	Cl	Vtas.	Tiempo	Dif 1º	Interval	Km/h	Mejor	Tiempo	Km/h
1	15	DESGUACES LA TORRE	Juan Carlos Esteban Garcia		PEUGEOT 308	4	1	16	28:10.953			131.1	4	1:43.598	133.7
Not classified: (Requirements: 75% of number laps of leader = 12 Laps)															
	10	MI MOTORSPORT	Alberto Martinez Alvarez		BMW M3 E46	4	2	4	7:55.887	12 Vtas.	12 Vtas.	116.4	4	1:55.324	120.1
	14	RX PRO RACING	Mateo Muncharaz Adrado		PEUGEOT 308	4	3	3	6:50.560	13 Vtas.	1 Vta.	101.2	2	2:01.310	114.2

C-L															
Cls	Nº	Concursante	Piloto 1	Piloto 2	Vehiculo	Cat	Cl	Vtas.	Tiempo	Dif 1º	Interval	Km/h	Mejor	Tiempo	Km/h
1	7	ESCUADERIA SANTA BARBARA DE TROTTA	Ethan Muniesa Ejarque		BMW M3	C-L	1	16	28:58.092			127.5	2	1:45.182	131.7
2	88	R.A.C. CIRCUITO GUADALOPE	Luis Lopez Anos	Alvaro Rodriguez Sastre	PORSCHE 968 CS	C-L	2	15	28:53.634	1 Vta.	1 Vta.	119.9	2	1:53.044	122.6
3	48	ASOCIACION ESPAÑOLA DE CLASICOS DEPORTIVOS	Juan Carlos Zorrilla Hierro		PORSCHE 968 CS	C-L	3	15	28:55.397	1 Vta.	1.763	119.7	15	1:52.698	122.9
4	18	R.A.C. CIRCUITO GUADALOPE	Jesus Lahoz Martin		ALFA GTV	C-L	4	13	27:36.133	3 Vtas.	2 Vtas.	108.7	6	2:02.589	113.0

TCR															
Cls	Nº	Concursante	Piloto 1	Piloto 2	Vehiculo	Cat	Cl	Vtas.	Tiempo	Dif 1º	Interval	Km/h	Mejor	Tiempo	Km/h
1	20	PROMOCOPA	Juan Francisco Gastañaga Martinez		CUPRA VZ	TCR	1	15	27:57.306			123.9	5	1:49.154	126.9
	12	ALEXANDER VILLANUEVA RUI	Alexander Villanueva Ruiz		HYUNDAI I20	TCR	2	9	15:54.801	6 Vtas.	6 Vtas.	130.6	4	1:42.312	135.4

Categoría 3															
Cls	Nº	Concursante	Piloto 1	Piloto 2	Vehiculo	Cat	Cl	Vtas.	Tiempo	Dif 1º	Interval	Km/h	Mejor	Tiempo	Km/h
1	4	R.A.C. CIRCUITO GUADALOPE	Ivan Perez Sanchez		PEUGEOT 207 PROTO	3	1	15	28:10.435			122.9	9	1:50.315	125.6
2	55	CLUB DE AUTOMOVILISMO LA VILA	Vicente Gabriel Valles Piera		FORD FIESTA	3	2	13	24:38.203	2 Vtas.	2 Vtas.	121.8	5	1:51.604	124.1

Categoría 2															
Cls	Nº	Concursante	Piloto 1	Piloto 2	Vehiculo	Cat	Cl	Vtas.	Tiempo	Dif 1º	Interval	Km/h	Mejor	Tiempo	Km/h
1	77	PROMOCOPA	Sergio Muñoz De La Vieja		BMW 325	2	1	15	28:18.698			122.3	4	1:51.686	124.0
2	58	AUTOMOVIL CLUB ALICANTE	Hector Palacios Vazquez		MAZDA MX5	2	2	15	28:23.856	5.158	5.158	122.0	15	1:51.647	124.1

Publicado a las:.....

Temp Pista: **16.4 °C** Temp Aire: **16.9 °C** Humedad: **34 %** Estado Pista: **SECA**

Director Carrera:	F. Javier Soler	Cronometrador:	Maria Jesús Gamazo
	DC-00502-ESP/M		JCR-00499-ESP/M





Circuito de Madrid Jarama - RACE
Campeonato RACE de Turismos
CARRERA 1
Resultados Provisionales por Categoría



Categoría 2															
Cls	Nº	Concursante	Piloto 1	Piloto 2	Vehiculo	Cat	Cl	Vtas.	Tiempo	Dif 1º	Interval	Km/h	Mejor	Tiempo	Km/h
3	40	AUTOMOVIL CLUB ZARAGOZA	Francho Echegoyen Cortes		HYUNDAI COUPE V6	2	3	14	27:29.727	1 Vta.	1 Vta.	117.6	11	1:56.584	118.8
4	5	AUTOMOVIL CLUB ZARAGOZA	Carlos Sanz Mostajo	Jose Luis Carrillo German	HYUNDAI COUPE V6	2	4	14	28:12.263	1 Vta.	42.536	114.6	10	1:54.602	120.9

Categoría 1															
Cls	Nº	Concursante	Piloto 1	Piloto 2	Vehiculo	Cat	Cl	Vtas.	Tiempo	Dif 1º	Interval	Km/h	Mejor	Tiempo	Km/h
1	8	ESCUADERIA 1000 LAGOS	Javier Moreno Garcia		PEUGEOT 205	1	1	15	28:33.207			121.3	13	1:52.096	123.6
2	57	BALBOR MOTORSPORT CLUB DE AUTOMOVILISMO	Jaime Cela Talavera		CITROEN SAXO	1	2	14	28:04.280	1 Vta.	1 Vta.	115.2	14	1:57.645	117.8
3	26	ESCUADERIA CERRO NEGRO	Emilio Jose Lopez Gonzalez		HYUNDAI GETZ	1	3	14	28:05.431	1 Vta.	1.151	115.1	11	1:57.996	117.4
4	16	R.A.C. CIRCUITO GUADALOPE	Joseba Aranburu Lopez		CITROEN SAXO	1	4	13	27:38.088	2 Vtas.	1 Vta.	108.6	2	2:06.096	109.9
5	51	ESCUADERIA CENTRO	Jorge Martinez Perez		CITROEN SAXO	1	5	13	27:47.752	2 Vtas.	9.664	108.0	6	2:06.648	109.4
6	23	R.A.C. CIRCUITO GUADALOPE	Sylvain Xavier Soler		CITROEN SAXO	1	6	13	27:52.404	2 Vtas.	4.652	107.7	6	2:06.444	109.6
7	19	CADEAL MOTOR CLUB	Juan Dominguez Roca		CITROEN SAXO	1	7	13	27:57.218	2 Vtas.	4.814	107.4	8	2:07.091	109.0
8	37	R.A.C. CIRCUITO GUADALOPE	Victor Cantin Pinilla		CITROEN SAXO	1	8	13	28:16.593	2 Vtas.	19.375	106.2	11	2:08.601	107.7
9	28	R.A.C. CIRCUITO GUADALOPE	Jose Alberto Sanchez Royo		CITROEN SAXO	1	9	13	28:58.463	2 Vtas.	41.870	103.6	11	2:10.718	106.0
10	50	ESCUADERIA CERRO NEGRO	Jose Avala Oliver		FIAT PUNTO HGT	1	10	13	29:01.997	2 Vtas.	3.534	103.4	13	2:11.664	105.2
11	11	R.A.C. CIRCUITO GUADALOPE	Lander Seguin Marcos		CITROEN SAXO	1	11	12	28:02.658	3 Vtas.	1 Vta.	98.8	10	2:10.768	105.9

Not classified: (Requirements: 75% of number laps of leader = 12 Laps)

38	ESCUADERIA CERRO NEGRO	Angel Sobrino De Toro			HYUNDAI GETZ JTD	1	12	11	22:32.075	4 Vtas.	1 Vta.	112.7	9	1:59.444	116.0
53	ESCUADERIA CENTRO	Jorge Martinez Garcia	Adrian Martinez Perez		CITROEN SAXO	1	13	1	2:21.739	14 Vtas.	10 Vtas.	97.7	1	2:21.739	97.7
9	R.A.C. CIRCUITO GUADALOPE	Daniel Oliver Ponz			CITROEN SAXO	1	14								

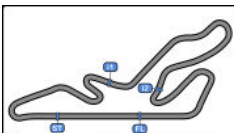
Vta. Rápida Sergio Vivanco Redondo en 1:37.984 a 141.4 Km/h en la vta. 3

Publicado a las:.....

Temp Pista: **16.4 °C** Temp Aire: **16.9 °C** Humedad: **34 %** Estado Pista: **SECA**

Director Carrera:	F. Javier Soler DC-00502-ESP/M	Cronometrador:	Maria Jesús Gamazo JCR-00499-ESP/M
--------------------------	-----------------------------------	-----------------------	---------------------------------------





Circuito de Madrid Jarama - RACE

Campeonato RACE de Turismos

CARRERA 1

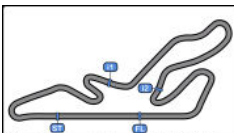
Clasificación Provisional por Vuelta Rápida de Piloto



Circuito de Madrid Jarama-RACE 3.850 m.

Clas	Nº	Concursante	Vehiculo	Piloto	Cat	Clas	Vtas.	Mejor	Tiempo	Dif 1º	Interval	Km/h
1	25	ESCUADERIA BAIX EMPORDÀ	BMW M4	Seraio Vivanco Redondo	5	1	16	3	1:37.984			141.4
2	6	VSR MOTORSPORT	NISSAN GT-R	Francisco Comendador Romero	5	2	16	2	1:38.531	0.547	0.547	140.6
3	33	ESCUADERIA BAIX EMPORDÀ	HONDA CIVIC TURBO	Enric Roia Roldan	5	3	16	12	1:41.735	3.751	3.204	136.2
4	12	ALEXANDER VILLANUEVA RUIZ	HYUNDAI I20	Alexander Villanueva Ruiz	TCR	1	9	4	1:42.312	4.328	0.577	135.4
5	3	ANGEL LANCHARES ALONSO	PORSCHE 997 CUP	Anael Lanchares Alonso	5	4	16	3	1:42.564	4.580	0.252	135.1
6	15	DESGUACES LA TORRE	PEUGEOT 308	Juan Carlos Esteban Garcia	4	1	16	4	1:43.598	5.614	1.034	133.7
7	7	ESCUADERIA SANTA BARBARA DE U	BMW M3	Ethan Muniesa Ejarque	C-L	1	16	2	1:45.182	7.198	1.584	131.7
8	20	PROMOCOPA	CUPRA VZ	Juan Francisco Gastañaga Martinez	TCR	2	15	5	1:49.154	11.170	3.972	126.9
9	4	R.A.C. CIRCUITO GUADALOPE	PEUGEOT 207 PROTO	Ivan Perez Sanchez	3	1	15	9	1:50.315	12.331	1.161	125.6
10	55	CLUB DE AUTOMOVILISMO LA VILA	FORD FIESTA	Vicente Gabriel Valles Piera	3	2	13	5	1:51.604	13.620	1.289	124.1
11	58	AUTOMOVIL CLUB ALICANTE	MAZDA MX5	Hector Palacios Vazquez	2	1	15	15	1:51.647	13.663	0.043	124.1
12	77	PROMOCOPA	BMW 325	Sergio Muñoz De La Vieja	2	2	15	4	1:51.686	13.702	0.039	124.0
13	8	ESCUADERIA 1000 LAGOS	PEUGEOT 205	Javier Moreno Garcia	1	1	15	13	1:52.096	14.112	0.410	123.6
14	48	ASOCIACION ESPAÑOLA DE CLASI	PORSCHE 968 CS	Juan Carlos Zorrilla Hierro	C-L	2	15	15	1:52.698	14.714	0.602	122.9
15	88	R.A.C. CIRCUITO GUADALOPE	PORSCHE 968 CS	Luis Lopez Anos	C-L	3	15	2	1:53.044	15.060	0.346	122.6
16	5	AUTOMOVIL CLUB ZARAGOZA	HYUNDAI COUPE V6	Carlos Sanz Mostaio	2	3	14	10	1:54.602	16.618	1.558	120.9
17	10	MI MOTORSPORT	BMW M3 E46	Alberto Martinez Alvarez	4	2	4	4	1:55.324	17.340	0.722	120.1
18	40	AUTOMOVIL CLUB ZARAGOZA	HYUNDAI COUPE V6	Francho Echeoven Cortes	2	4	14	11	1:56.584	18.600	1.260	118.8
19	57	BALBOR MOTORSPORT CLUB DE A	CITROEN SAXO	Jaime Cela Talavera	1	2	14	14	1:57.645	19.661	1.061	117.8
20	26	ESCUADERIA CERRO NEGRO	HYUNDAI GETZ	Emilio Jose Lopez Gonzalez	1	3	14	11	1:57.996	20.012	0.351	117.4
21	38	ESCUADERIA CERRO NEGRO	HYUNDAI GETZ JTD	Anael Sobrino De Toro	1	4	11	9	1:59.444	21.460	1.448	116.0
22	14	RX PRO RACING	PEUGEOT 308	Mateo Muncharaz Adrado	4	3	3	2	2:01.310	23.326	1.866	114.2
23	18	R.A.C. CIRCUITO GUADALOPE	ALFA GTV	Jesus Lahoz Martin	C-L	4	13	6	2:02.589	24.605	1.279	113.0
24	16	R.A.C. CIRCUITO GUADALOPE	CITROEN SAXO	Joseba Aranburu Lopez	1	5	13	2	2:06.096	28.112	3.507	109.9
25	23	R.A.C. CIRCUITO GUADALOPE	CITROEN SAXO	Sylvain Xavier Soler	1	6	13	6	2:06.444	28.460	0.348	109.6
26	51	ESCUADERIA CENTRO	CITROEN SAXO	Jorge Martinez Perez	1	7	13	6	2:06.648	28.664	0.204	109.4
27	19	CADEAL MOTOR CLUB	CITROEN SAXO	Juan Dominquez Roca	1	8	13	8	2:07.091	29.107	0.443	109.0
28	37	R.A.C. CIRCUITO GUADALOPE	CITROEN SAXO	Victor Cantin Pinilla	1	9	13	11	2:08.601	30.617	1.510	107.7
29	28	R.A.C. CIRCUITO GUADALOPE	CITROEN SAXO	Jose Alberto Sanchez Rovoy	1	10	13	11	2:10.718	32.734	2.117	106.0
30	11	R.A.C. CIRCUITO GUADALOPE	CITROEN SAXO	Lander Seauin Marcos	1	11	12	10	2:10.768	32.784	0.050	105.9
31	50	ESCUADERIA CERRO NEGRO	FIAT PUNTO HGT	Jose Avala Oliver	1	12	13	13	2:11.664	33.680	0.896	105.2
32	53	ESCUADERIA CENTRO	CITROEN SAXO	Jorge Martinez Garcia	1	13	1	1	2:21.739	43.755	10.075	97.7





Circuito de Madrid Jarama - RACE

Campeonato RACE de Turismos

CARRERA 1

Distancia y Velocidad Media

Circuito de Madrid Jarama-RACE 3.850 m.



Cls	Nº	Concursante	Piloto 1	Piloto 2	Vehiculo	Cat	Cls	Vtas.	Distancia	Tiempo Total	Km/h
1	6	VSR MOTORSPORT	Francisco Comendador Romero		NISSAN GT-R	5	1	16	61.60	27:18.265	135.3
2	25	ESCUDERIA BAIX EMPORDÀ	Sergio Vivanco Redondo		BMW M4	5	2	16	61.60	27:23.014	134.9
3	33	ESCUDERIA BAIX EMPORDÀ	Enric Roig Roldan		HONDA CIVIC TURBO	5	3	16	61.60	27:31.307	134.2
4	3	ANGEL LANCHARES ALONSO	Angel Lanchares Alonso	Ramiro Garcia-Pumarino Santofimia	PORSCHE 997 CUP	5	4	16	61.60	27:56.681	132.2
5	15	DESGUACES LA TORRE	Juan Carlos Esteban Garcia		PEUGEOT 308	4	1	16	61.60	28:10.953	131.1
6	7	ESCUDERIA SANTA BARBARA DE UTRILLAS	Ethan Muniesa Ejarque		BMW M3	C-L	1	16	61.60	28:58.092	127.5
7	20	PROMOCOPA	Juan Francisco Gastañaga Martinez		CUPRA VZ	TCR	1	15	57.75	27:57.306	123.9
8	4	R.A.C. CIRCUITO GUADALOPE	Ivan Perez Sanchez		PEUGEOT 207 PROTO	3	1	15	57.75	28:10.435	122.9
9	77	PROMOCOPA	Sergio Muñoz De La Vieja		BMW 325	2	1	15	57.75	28:18.698	122.3
10	58	AUTOMOVIL CLUB ALICANTE	Hector Palacios Vazquez		MAZDA MX5	2	2	15	57.75	28:23.856	122.0
11	8	ESCUDERIA 1000 LAGOS	Javier Moreno Garcia		PEUGEOT 205	1	1	15	57.75	28:33.207	121.3
12	88	R.A.C. CIRCUITO GUADALOPE	Luis Lopez Anos	Alvaro Rodríguez Sastre	PORSCHE 968 CS	C-L	2	15	57.75	28:53.634	119.9
13	48	ASOCIACION ESPAÑOLA DE CLASICOS DEPORTIVOS	Juan Carlos Zorrilla Hierro		PORSCHE 968 CS	C-L	3	15	57.75	28:55.397	119.7
14	40	AUTOMOVIL CLUB ZARAGOZA	Francho Echegegoyen Cortes		HYUNDAI COUPE V6	2	3	14	53.90	27:29.727	117.6
15	57	BALBOR MOTORSPORT CLUB DE AUTOMOVILISMO	Jaime Cela Talavera		CITROEN SAXO	1	2	14	53.90	28:04.280	115.2
16	26	ESCUDERIA CERRO NEGRO	Emilio Jose Lopez Gonzalez		HYUNDAI GETZ	1	3	14	53.90	28:05.431	115.1
17	5	AUTOMOVIL CLUB ZARAGOZA	Carlos Sanz Mostajo	Jose Luis Carrillo German	HYUNDAI COUPE V6	2	4	14	53.90	28:12.263	114.6
18	55	CLUB DE AUTOMOVILISMO LA VILA	Vicente Gabriel Valles Piera		FORD FIESTA	3	2	13	50.05	24:38.203	121.8
19	18	R.A.C. CIRCUITO GUADALOPE	Jesus Lahoz Martin		ALFA GTV	C-L	4	13	50.05	27:36.133	108.7
20	16	R.A.C. CIRCUITO GUADALOPE	Joseba Aranburu Lopez		CITROEN SAXO	1	4	13	50.05	27:38.088	108.6
21	51	ESCUDERIA CENTRO	Jorge Martinez Perez		CITROEN SAXO	1	5	13	50.05	27:47.752	108.0
22	23	R.A.C. CIRCUITO GUADALOPE	Sylvain Xavier Soler		CITROEN SAXO	1	6	13	50.05	27:52.404	107.7
23	19	CADEAL MOTOR CLUB	Juan Dominguez Roca		CITROEN SAXO	1	7	13	50.05	27:57.218	107.4
24	37	R.A.C. CIRCUITO GUADALOPE	Victor Cantin Pinilla		CITROEN SAXO	1	8	13	50.05	28:16.593	106.2
25	28	R.A.C. CIRCUITO GUADALOPE	Jose Alberto Sanchez Royo		CITROEN SAXO	1	9	13	50.05	28:58.463	103.6
26	50	ESCUDERIA CERRO NEGRO	Jose Avala Oliver		FIAT PUNTO HGT	1	10	13	50.05	29:01.997	103.4
27	11	R.A.C. CIRCUITO GUADALOPE	Lander Seguin Marcos		CITROEN SAXO	1	11	12	46.20	28:02.658	98.8
Not classified: (Requirements: 75% of number laps of leader = 12 Laps)											
38		ESCUDERIA CERRO NEGRO	Angel Sobrino De Toro		HYUNDAI GETZ JTD	1	12	11	42.35	22:32.075	112.7
12		ALEXANDER VILLANUEVA RUIZ	Alexander Villanueva Ruiz		HYUNDAI I20	TCR	2	9	34.65	15:54.801	130.6
10		MI MOTORSPORT	Alberto Martinez Alvarez		BMW M3 E46	4	2	4	15.40	7:55.887	116.4
14		RX PRO RACING	Mateo Muncharaz Adrado		PEUGEOT 308	4	3	3	11.55	6:50.560	101.2
53		ESCUDERIA CENTRO	Jorge Martinez Garcia	Adrian Martinez Perez	CITROEN SAXO	1	13	1	03.85	2:21.739	97.7
9		R.A.C. CIRCUITO GUADALOPE	Daniel Oliver Ponz		CITROEN SAXO	1	14				





Circuito de Madrid Jarama - RACE
Campeonato RACE de Turismos
CARRERA 1
Tiempos Por Vuelta



3	Angel Lanchares Alonso	PORSCHE 997 CUP	6
	Ramiro Garcia-Pumarino	ANGEL LANCHARES ALONSO	Francisco Comendador Romero
			NISSAN GT-R
			VSR MOTORSPORT

Vta	D	Tiempo	Sector 1	Sector 2	Sector 3	T. Spd	Elapsed	Vta	D	Tiempo	Sector 1	Sector 2	Sector 3	T. Spd	Elapsed
1	1	1:48.905	43.972	35.468	29.465	128.7	1:48.905	1	1	1:40.010	39.108	32.592	28.310	143.2	1:40.010
2	1	1:43.049	39.994	34.309	28.746	216.0	3:31.954	2	1	1:38.531	38.417	32.209	27.905	234.7	3:18.541
3	1	1:42.564	39.693	33.911	28.960	231.2	5:14.518	3	1	1:38.618	38.511	32.362	27.745	232.2	4:57.159
4	1	1:42.629	39.505	33.708	29.416	227.8	6:57.147	4	1	1:39.982	38.291	33.474	28.217	235.2	6:37.141
5	1	1:43.973	39.961	35.030	28.982	226.8	8:41.120	5	1	1:41.452	40.106	32.764	28.582	237.3	8:18.593
6	1	1:43.165	40.300	33.861	29.004	222.6	10:24.285	6	1	1:42.432	40.263	33.490	28.679	219.9	10:01.025
7	1	1:44.140	40.134	34.738	29.268	223.6	12:08.425	7	1	1:42.490	39.571	34.068	28.851	211.7	11:43.515
8	1	1:44.371	40.720	34.653	28.998	225.4	13:52.796	8	1	1:43.408	39.594	34.342	29.472	216.8	13:26.923
9	1	1:44.973	39.358	35.568	30.047	228.8	15:37.769	9	1	1:46.034	41.131	36.073	28.830	210.1	15:12.957
10	1	1:43.670	39.990	34.211	29.469	224.0	17:21.439	10	1	1:47.283	39.808	38.003	29.472	219.9	17:00.240
11	1	1:46.406	40.250	36.548	29.608	223.6	19:07.845	11	1	1:41.910	40.317	33.020	28.573	194.2	18:42.150
12	1	1:43.665	39.504	34.967	29.194	227.8	20:51.510	12	1	1:42.099	39.073	33.933	29.093	233.2	20:24.249
13	1	1:45.968	40.931	35.512	29.525	232.2	22:37.478	13	1	1:43.237	39.883	34.434	28.920	217.7	22:07.486
14	1	1:45.228	40.295	35.259	29.674	206.5	24:22.706	14	1	1:42.522	39.247	33.504	29.771	228.3	23:50.008
15	1	1:45.587	40.964	35.347	29.276	208.0	26:08.293	15	1	1:44.695	39.855	36.130	28.710	219.5	25:34.703
16	1	1:48.388	41.183	36.571	30.634	189.4	27:56.681	16	1	1:43.562	41.148	33.720	28.694	219.9	27:18.265

4	Ivan Perez Sanchez	PEUGEOT 207 PROTO	7
	R.A.C. CIRCUITO GUADALOPE	C-L	Ethan Muniesa Ejarque
			BMW M3
			ESCUDERIA SANTA BARBARA

Vta	D	Tiempo	Sector 1	Sector 2	Sector 3	T. Spd	Elapsed	Vta	D	Tiempo	Sector 1	Sector 2	Sector 3	T. Spd	Elapsed
1	1	1:52.917	45.502	36.890	30.525	126.4	1:52.917	1	1	1:49.905	43.267	37.012	29.626	127.0	1:49.905
2	1	1:50.906	42.056	37.606	31.244	208.4	3:43.823	2	1	1:45.182	40.733	35.139	29.310	220.4	3:35.087
3	1	1:51.390	42.801	37.626	30.963	208.8	5:35.213	3	1	1:46.244	40.456	35.980	29.808	218.1	5:21.331
4	1	1:51.843	43.139	37.686	31.018	200.0	7:27.056	4	1	1:48.037	41.779	35.924	30.334	201.8	7:09.368
5	1	1:50.402	42.301	37.281	30.820	206.1	9:17.458	5	1	1:49.026	42.358	36.323	30.345	189.8	8:58.394
6	1	1:53.181	43.021	38.322	31.838	199.6	11:10.639	6	1	1:49.487	41.929	36.206	31.352	211.7	10:47.881
7	1	1:52.192	43.096	38.296	30.800	190.1	13:02.831	7	1	1:49.089	42.872	36.040	30.177	201.1	12:36.970
8	1	1:51.793	42.446	38.894	30.453	205.7	14:54.624	8	1	1:48.783	42.389	36.173	30.221	194.2	14:25.753
9	1	1:50.315	42.646	37.192	30.477	204.5	16:44.939	9	1	1:48.823	42.321	36.231	30.271	192.8	16:14.576
10	1	1:52.221	43.854	37.474	30.893	203.7	18:37.160	10	1	1:48.876	42.289	36.206	30.381	201.8	18:03.452
11	1	1:50.764	42.836	37.303	30.625	191.8	20:27.924	11	1	1:49.593	43.184	36.179	30.230	201.1	19:53.045
12	1	1:54.294	42.742	38.984	32.568	204.1	22:22.218	12	1	1:49.195	41.967	36.355	30.873	199.6	21:42.240
13	1	1:53.417	43.460	38.310	31.647	194.9	24:15.635	13	1	1:48.861	42.005	36.282	30.574	203.0	23:31.101
14	1	1:57.970	45.022	40.444	32.504	186.8	26:13.605	14	1	1:48.931	42.040	36.365	30.526	199.6	25:20.032
15	1	1:56.830	44.279	39.279	33.272	195.2	28:10.435	15	1	1:48.422	42.346	36.071	30.005	196.7	27:08.454
16	1							16	1	1:49.638	42.412	36.645	30.581	191.4	28:58.092

5	Carlos Sanz Mostajo	HYUNDAI COUPE V6	8
	Jose Luis Carrillo German	AUTOMOVIL CLUB ZARAGOZA	Javier Moreno Garcia
			PEUGEOT 205
			ESCUDERIA 1000 LAGOS

Vta	D	Tiempo	Sector 1	Sector 2	Sector 3	T. Spd	Elapsed	Vta	D	Tiempo	Sector 1	Sector 2	Sector 3	T. Spd	Elapsed
1	1	2:03.333	50.699	39.871	32.763	134.3	2:03.333	1	1	2:01.046	50.259	38.901	31.886	135.3	2:01.046
2	1	2:02.150	48.338	39.848	33.964	197.8	4:05.483	2	1	1:55.114	44.365	38.641	32.108	203.7	3:56.160
3	1	1:55.697	44.622	38.994	32.081	193.5	6:01.180	3	1	1:53.128	43.849	37.698	31.581	194.2	5:49.288
4	1	1:55.862	44.183	39.361	32.318	200.3	7:57.042	4	1	1:53.719	43.998	37.984	31.737	196.3	7:43.007
5	1	2:07.599	54.410	39.042	34.147	196.7	10:04.641	5	1	1:53.530	43.565	38.059	31.906	198.1	9:36.537
6	1	1:56.701	44.906	38.730	33.065	197.0	12:01.342	6	1	1:53.178	43.291	37.681	32.206	204.5	11:29.715
7	1	1:57.685	45.240	39.606	32.839	198.8	13:59.027	7	1	1:56.228	44.639	39.582	32.007	200.0	13:25.943
8	1	1:57.270	44.699	39.673	32.898	194.9	15:56.297	8	1	1:54.866	44.623	37.883	32.360	189.8	15:20.809
9	1	1:54.920	43.950	38.637	32.333	200.3	17:51.217	9	1	1:55.678	45.011	39.053	31.614	194.9	17:16.487
10	1	1:54.602	43.903	38.334	32.365	200.7	19:45.819	10	1	1:54.363	42.953	39.605	31.805	207.2	19:10.850
11	1	1:58.104	43.709	38.421	35.974	198.1	21:43.923	11	1	1:52.505	43.480	37.651	31.374	200.0	21:03.355
12	1	2:07.883	46.789	44.210	36.884	161.6	23:51.806	12	1	1:52.918	43.207	37.649	32.062	204.9	22:56.273
13	1	2:07.590	52.318	41.954	33.318	135.0	25:59.396	13	1	1:52.096	42.781	37.665	31.650	206.5	24:48.369
14	1	2:12.867	44.918	48.658	39.291	194.2	28:12.263	14	1	1:52.723	43.293	38.095	31.335	201.8	26:41.092
								15	1	1:52.115	43.191	37.401	31.523	203.3	28:33.207





Circuito de Madrid Jarama - RACE
Campeonato RACE de Turismos
CARRERA 1
Tiempos Por Vuelta



10 Alberto Martinez Alvarez BMW M3 E46
 4 MI MOTORSPORT

Vta	D	Tiempo	Sector 1	Sector 2	Sector 3	T. Spd	Elapsed
1		2:04.337	51.251	40.265	32.821	140.4	2:04.337
2		1:59.639	44.722	40.151	34.766	196.3	4:03.976
3		1:56.587	44.303	39.655	32.629	180.3	6:00.563
4		1:55.324	43.239	39.613	32.472	203.7	7:55.887
5			44.054	40.734		203.3	

15 Juan Carlos Esteban Garcia PEUGEOT 308
 4 DESGUACES LA TORRE

Vta	D	Tiempo	Sector 1	Sector 2	Sector 3	T. Spd	Elapsed
1		1:50.366	45.140	35.805	29.421	136.1	1:50.366
2		1:45.041	40.647	35.247	29.147	217.7	3:35.407
3		1:44.903	40.304	35.386	29.213	211.3	5:20.310
4		1:43.598	39.890	34.572	29.136	216.8	7:03.908
5		1:49.995	40.965	39.516	29.514	219.0	8:53.903
6		1:45.540	40.079	36.024	29.437	211.3	10:39.443
7		1:44.074	40.205	34.885	28.984	213.4	12:23.517
8		1:43.959	39.746	35.238	28.975	222.2	14:07.476
9		1:44.234	40.251	34.761	29.222	212.5	15:51.710
10		1:44.679	40.760	34.573	29.346	203.0	17:36.389
11		1:46.071	40.991	35.918	29.162	220.4	19:22.460
12		1:46.112	41.292	34.922	29.898	215.5	21:08.572
13		1:45.772	41.187	35.023	29.562	205.7	22:54.344
14		1:44.320	40.380	34.720	29.220	205.7	24:38.664
15		1:46.592	42.274	35.102	29.216	196.0	26:25.256
16		1:45.697	40.252	35.181	30.264	222.2	28:10.953

11 Lander Seguin Marcos CITROEN SAXO
 1 R.A.C. CIRCUITO GUADALOPE

Vta	D	Tiempo	Sector 1	Sector 2	Sector 3	T. Spd	Elapsed
1		2:19.723	58.512	44.345	36.866	133.3	2:19.723
2		2:11.471	49.877	45.048	36.546	177.0	4:31.194
3		2:11.719	50.043	44.865	36.811	176.7	6:42.913
4		2:13.158	50.682	45.808	36.668	173.9	8:56.071
5		2:13.120	49.900	44.668	38.552	173.6	11:09.191
6		2:11.863	50.378	45.031	36.454	166.1	13:21.054
7		2:20.502 P	51.899	44.788	43.815	170.6	15:41.556
8		3:32.697	2:10.589	44.757	37.351	89.2	19:14.253
9		2:13.660	49.727	45.888	38.045	175.6	21:27.913
10		2:10.768	49.772	44.717	36.279	174.7	23:38.681
11		2:11.410	49.486	44.845	37.079	175.8	25:50.091
12		2:12.567	50.023	45.757	36.787	175.0	28:02.658

16 Joseba Aranburu Lopez CITROEN SAXO
 1 R.A.C. CIRCUITO GUADALOPE

Vta	D	Tiempo	Sector 1	Sector 2	Sector 3	T. Spd	Elapsed
1		2:13.533	55.857	42.597	35.079	129.6	2:13.533
2		2:06.096	47.852	42.842	35.402	180.9	4:19.629
3		2:06.627	48.381	43.093	35.153	179.4	6:26.256
4		2:06.650	48.345	42.875	35.430	178.5	8:32.906
5		2:07.467	48.911	43.032	35.524	177.9	10:40.373
6		2:06.312	48.164	42.744	35.404	178.5	12:46.685
7		2:07.388	48.430	43.225	35.733	178.2	14:54.073
8		2:06.736	48.842	42.724	35.170	179.7	17:00.809
9		2:07.722	48.689	43.584	35.449	174.7	19:08.531
10		2:07.421	48.466	43.387	35.568	180.0	21:15.952
11		2:06.788	48.237	43.171	35.380	176.1	23:22.740
12		2:07.198	48.437	43.146	35.615	179.7	25:29.938
13		2:08.150	49.545	42.943	35.662	173.3	27:38.088

12 Alexander Villanueva Ruiz HYUNDAI I20
 TCR ALEXANDER VILLANUEVA RUIZ

Vta	D	Tiempo	Sector 1	Sector 2	Sector 3	T. Spd	Elapsed
1		1:49.164	44.705	35.050	29.409	123.9	1:49.164
2		1:43.494	40.486	33.943	29.065	224.0	3:32.658
3		1:42.328	39.897	33.924	28.507	230.7	5:14.986
4		1:42.312	39.613	33.716	28.983	229.7	6:57.298
5		1:44.200	40.479	34.755	28.966	216.8	8:41.498
6		1:43.397	40.824	33.920	28.653	204.1	10:24.895
7		1:43.591	39.877	34.639	29.075	224.0	12:08.486
8		1:42.711	39.884	33.742	29.085	216.8	13:51.197
9		2:03.604 P	40.002	39.193	44.409	225.0	15:54.801

18 Jesus Lahoz Martin ALFA GTV
 C-L R.A.C. CIRCUITO GUADALOPE

Vta	D	Tiempo	Sector 1	Sector 2	Sector 3	T. Spd	Elapsed
1		2:20.287	58.586	45.479	36.222	133.9	2:20.287
2		2:06.113	47.847	43.033	35.233	164.8	4:26.400
3		2:05.192	47.211	43.100	34.881	191.4	6:31.592
4		2:08.038	48.552	44.366	35.120	191.4	8:39.630
5		2:06.947	48.633	43.648	34.666	187.5	10:46.577
6		2:02.589	47.058	41.253	34.278	191.8	12:49.166
7		2:02.919	46.967	41.238	34.714	192.1	14:52.085
8		2:05.723	48.671	42.106	34.946	189.8	16:57.808
9		2:08.352	49.987	43.453	34.912	175.0	19:06.160
10		2:08.223	48.661	43.732	35.830	188.4	21:14.383
11		2:06.028	47.705	42.942	35.381	189.8	23:20.411
12		2:06.894	47.811	43.418	35.665	190.1	25:27.305
13		2:08.828	49.052	44.691	35.085	180.9	27:36.133

14 Mateo Muncharaz Adrado PEUGEOT 308
 4 RX PRO RACING

Vta	D	Tiempo	Sector 1	Sector 2	Sector 3	T. Spd	Elapsed
1		2:05.244	52.196	40.200	32.848	138.1	2:05.244
2		2:01.310	44.451	39.973	36.886	188.4	4:06.554
3		2:44.006 P	55.883	56.605	51.518	159.5	6:50.560





Circuito de Madrid Jarama - RACE
Campeonato RACE de Turismos
CARRERA 1
Tiempos Por Vuelta



19 Juan Dominguez Roca CITROEN SAXO **25** Sergio Vivanco Redondo BMW M4

1 CADEAL MOTOR CLUB							5 ESCUDERIA BAIX EMPORDÀ								
Vta	D	Tiempo	Sector 1	Sector 2	Sector 3	T. Spd	Elapsed	Vta	D	Tiempo	Sector 1	Sector 2	Sector 3	T. Spd	Elapsed
1		2:14.542	56.098	43.284	35.160	127.9	2:14.542	1		1:41.652	40.807	32.825	28.020	138.6	1:41.652
2		2:07.544	48.676	43.457	35.411	180.0	4:22.086	2		1:38.021	38.330	32.197	27.494	217.3	3:19.673
3		2:07.715	48.873	43.384	35.458	179.4	6:29.801	3		1:37.984	38.308	31.992	27.684	218.6	4:57.657
4		2:08.463	49.081	43.946	35.436	177.6	8:38.264	4		1:39.872	38.290	33.554	28.028	228.3	6:37.529
5		2:08.269	48.977	43.736	35.556	177.3	10:46.533	5		2:04.315	49.193	47.155	27.967	235.2	8:41.844
6		2:07.455	48.836	43.055	35.564	176.1	12:53.988	6		1:42.413	39.911	33.907	28.595	214.2	10:24.257
7		2:09.413	48.877	45.107	35.429	178.8	15:03.401	7		1:41.456	38.641	34.351	28.464	238.9	12:05.713
8		2:07.091	48.983	42.618	35.490	181.8	17:10.492	8		1:39.828	38.607	32.830	28.391	224.0	13:45.541
9		2:08.129	49.535	43.377	35.217	180.6	19:18.621	9		1:40.184	39.251	32.943	27.990	228.3	15:25.725
10		2:08.276	48.423	44.171	35.682	182.7	21:26.897	10		1:42.747	39.451	33.061	30.235	219.5	17:08.472
11		2:08.181	48.718	43.448	36.015	177.9	23:35.078	11		1:43.074	40.665	34.034	28.375	226.8	18:51.546
12		2:11.077	48.921	46.324	35.832	179.4	25:46.155	12		1:40.085	39.034	32.875	28.176	223.6	20:31.631
13		2:11.063	49.256	45.675	36.132	175.8	27:57.218	13		1:45.162	39.187	36.625	29.350	217.7	22:16.793

20 Juan Francisco Gastañaga CUPRA VZ
 Martinez PROMOCOPA

TCR PROMOCOPA							26 Emilio Jose Lopez Gonzalez HYUNDAI GETZ ESCUDERIA CERRO NEGRO								
Vta	D	Tiempo	Sector 1	Sector 2	Sector 3	T. Spd	Elapsed	Vta	D	Tiempo	Sector 1	Sector 2	Sector 3	T. Spd	Elapsed
1		1:58.794	49.308	38.147	31.339	126.1	1:58.794	1		2:09.509	53.976	41.681	33.852	133.6	2:09.509
2		1:52.819	44.152	37.407	31.260	187.5	3:51.613	2		2:01.605	46.144	41.836	33.625	190.1	4:11.114
3		1:50.062	42.641	36.611	30.810	210.1	5:41.675	3		2:01.028	46.143	41.199	33.686	189.1	6:12.142
4		1:49.819	42.482	36.759	30.578	196.3	7:31.494	4		2:00.388	45.772	41.248	33.368	188.8	8:12.530
5		1:49.154	41.465	36.885	30.804	204.5	9:20.648	5		2:00.536	46.195	40.685	33.656	180.9	10:13.066
6		1:52.366	41.931	39.109	31.326	199.6	11:13.014	6		2:00.422	45.523	41.838	33.061	187.8	12:13.488
7		1:51.057	42.641	37.702	30.714	187.5	13:04.071	7		1:59.293	45.349	40.562	33.382	183.3	14:12.781
8		1:51.837	41.885	39.399	30.553	198.1	14:55.908	8		1:59.012	45.127	40.478	33.407	185.2	16:11.793
9		1:49.801	43.134	36.071	30.596	197.8	16:45.709	9		1:59.013	45.599	40.026	33.388	189.1	18:10.806
10		1:50.226	42.689	37.084	30.453	197.8	18:35.935	10		1:58.638	45.008	40.251	33.379	188.8	20:09.444
11		1:50.134	41.666	37.049	31.419	196.3	20:26.069	11		1:57.996	44.907	40.155	32.934	189.4	22:07.440
12		1:53.106	41.825	39.146	32.135	193.2	22:19.175	12		1:58.397	44.847	40.318	33.232	186.2	24:05.837
13		1:50.265	41.680	37.690	30.895	200.0	24:09.440	13		2:00.540	45.360	40.653	34.527	190.1	26:06.377
14		1:55.353	42.475	40.629	32.249	200.0	26:04.793	14		1:59.054	45.013	39.888	34.153	184.6	28:05.431
15		1:52.513	41.855	38.568	32.090	200.7	27:57.306								

23 Sylvain Xavier Soler CITROEN SAXO
 1 R.A.C. CIRCUITO GUADALOPE

R.A.C. CIRCUITO GUADALOPE							28 Jose Alberto Sanchez Royo CITROEN SAXO R.A.C. CIRCUITO GUADALOPE								
Vta	D	Tiempo	Sector 1	Sector 2	Sector 3	T. Spd	Elapsed	Vta	D	Tiempo	Sector 1	Sector 2	Sector 3	T. Spd	Elapsed
1		2:16.376	57.679	43.295	35.402	140.6	2:16.376	1		2:24.768	1:00.582	46.337	37.849	129.4	2:24.768
2		2:07.609	48.454	43.019	36.136	183.6	4:23.985	2		2:12.904	50.513	45.028	37.363	175.3	4:37.672
3		2:07.369	48.636	42.933	35.800	182.1	6:31.354	3		2:13.402	50.641	45.818	36.943	176.1	6:51.074
4		2:09.082	49.246	43.848	35.988	178.8	8:40.436	4		2:15.638	53.031	45.687	36.920	167.9	9:06.712
5		2:08.111	48.389	43.851	35.871	181.8	10:48.547	5		2:14.979	50.988	46.776	37.215	175.8	11:21.691
6		2:06.444	48.003	42.741	35.700	181.2	12:54.991	6		2:12.998	49.944	46.102	36.952	176.4	13:34.689
7		2:07.624	48.336	44.021	35.267	182.7	15:02.615	7		2:14.502	51.874	45.831	36.797	171.1	15:49.191
8		2:06.723	48.163	43.234	35.326	182.4	17:09.338	8		2:10.744	50.094	44.158	36.492	171.1	17:59.935
9		2:08.672	48.325	44.526	35.821	180.9	19:18.010	9		2:12.094	50.573	44.764	36.757	175.3	20:12.029
10		2:07.332	48.373	43.719	35.240	182.1	21:25.342	10		2:12.587	50.606	44.945	37.036	175.8	22:24.616
11		2:07.381	47.925	44.082	35.374	183.0	23:32.723	11		2:10.718	49.664	44.496	36.558	177.0	24:35.334
12		2:08.862	48.429	44.260	36.173	180.3	25:41.585	12		2:11.950	50.843	44.375	36.732	177.3	26:47.284
13		2:10.819	49.360	44.419	37.040	180.0	27:52.404	13		2:11.179	50.106	44.439	36.634	175.6	28:58.463





Circuito de Madrid Jarama - RACE
Campeonato RACE de Turismos
CARRERA 1
Tiempos Por Vuelta



33 Enric Roig Roldan HONDA CIVIC TURBO **40** Francho Echegoyen Cortes HYUNDAI COUPE V6

ESCUDERIA BAIX EMPORDÀ							AUTOMOVIL CLUB ZARAGOZA								
Vta	D	Tiempo	Sector 1	Sector 2	Sector 3	T. Spd	Elapsed	Vta	D	Tiempo	Sector 1	Sector 2	Sector 3	T. Spd	Elapsed
1		1:46.390	43.470	34.066	28.854	135.3	1:46.390	1		2:03.037	50.646	39.125	33.266	137.0	2:03.037
2		1:42.928	39.840	34.435	28.653	217.7	3:29.318	2		1:58.482	45.550	39.952	32.980	189.1	4:01.519
3		1:42.224	39.373	34.064	28.787	229.2	5:11.542	3		1:58.322	45.140	39.749	33.433	187.8	5:59.841
4		1:42.597	39.807	34.071	28.719	222.2	6:54.139	4		1:56.902	45.077	39.203	32.622	184.6	7:56.743
5		1:43.907	39.583	35.096	29.228	213.4	8:38.046	5		1:57.388	44.573	39.857	32.958	187.5	9:54.131
6		1:44.070	41.180	34.180	28.710	204.5	10:22.116	6		1:57.125	45.182	39.233	32.710	191.1	11:51.256
7		1:43.220	39.383	35.351	28.486	231.2	12:05.336	7		1:57.279	45.071	39.531	32.677	196.3	13:48.535
8		1:42.776	40.249	33.956	28.571	225.0	13:48.112	8		1:57.149	45.060	39.101	32.988	196.0	15:45.684
9		1:43.004	39.377		2:11.575	228.3	15:31.116	9		1:57.394	45.635	39.007	32.752	181.8	17:43.078
10		1:42.173	39.587	34.179	28.407	220.8	17:13.289	10		1:57.676	45.686	39.326	32.664	182.4	19:40.754
11		1:44.598	40.997	35.249	28.352	203.7	18:57.887	11		1:56.584	45.049	38.991	32.544	191.8	21:37.338
12		1:41.735	39.675		2:10.087	223.1	20:39.622	12		1:56.731	44.970	38.885	32.876	186.2	23:34.069
13		1:42.997	39.651	33.811	29.535	218.6	22:22.619	13		1:57.022	45.027	39.279	32.716	192.8	25:31.091
14		1:42.679	39.198	34.448	29.033	225.4	24:05.298	14		1:58.636	46.573	39.216	32.847	188.1	27:29.727
15		1:42.513	39.655	33.640	29.218	224.5	25:47.811								
16		1:43.496	40.319	34.425	28.752	214.2	27:31.307								

37 Victor Cantin Pinilla CITROEN SAXO **48** Juan Carlos Zorrilla Hierro PORSCHE 968 CS

R.A.C. CIRCUITO GUADALOPE							ASOCIACION ESPAÑOLA DE								
Vta	D	Tiempo	Sector 1	Sector 2	Sector 3	T. Spd	Elapsed	Vta	D	Tiempo	Sector 1	Sector 2	Sector 3	T. Spd	Elapsed
1		2:17.856	57.545	44.232	36.079	133.4	2:17.856	1		2:06.981	53.362	40.544	33.075	127.2	2:06.981
2		2:10.521	49.522	44.510	36.489	177.3	4:28.377	2		1:58.842	45.321	39.942	33.579	186.8	4:05.823
3		2:09.636	49.333	43.823	36.480	177.6	6:38.013	3		1:56.202	45.089	39.070	32.043	183.9	6:02.025
4		2:12.379	50.349	45.365	36.665	177.3	8:50.392	4		1:55.724	43.954	39.304	32.466	191.1	7:57.749
5		2:10.889	50.262	43.796	36.831	175.0	11:01.281	5		1:55.414	44.341	38.995	32.078	187.5	9:53.163
6		2:10.189	49.529	44.529	36.131	174.4	13:11.470	6		1:54.643	44.047	38.576	32.020	192.5	11:47.806
7		2:09.692	49.486	43.918	36.288	175.0	15:21.162	7		1:53.551	43.565	38.419	31.567	190.1	13:41.357
8		2:09.557	49.534	43.463	36.560	176.7	17:30.719	8		1:56.797	44.676	39.795	32.326	199.6	15:38.154
9		2:09.636	49.368	43.737	36.531	175.0	19:40.355	9		1:53.829	43.838	38.390	31.601	192.8	17:31.983
10		2:09.304	49.238	43.376	36.690	173.3	21:49.659	10		1:54.910	43.621	39.174	32.115	190.1	19:26.893
11		2:08.601	48.791	43.494	36.316	174.4	23:58.260	11		1:53.827	43.147	38.903	31.777	199.2	21:20.720
12		2:09.323	49.161	43.556	36.606	176.1	26:07.583	12		1:55.403	43.742	39.279	32.382	205.7	23:16.123
13		2:09.010	49.150	43.614	36.246	178.8	28:16.593	13		1:53.678	43.621	38.436	31.621	198.8	25:09.801
								14		1:52.898	43.426	37.737	31.735	188.8	27:02.699
								15		1:52.698	43.179	38.318	31.201	197.4	28:55.397

38 Angel Sobrino De Toro HYUNDAI GETZ JTD **50** Jose Avala Oliver FIAT PUNTO HGT

ESCUDERIA CERRO NEGRO							ESCUDERIA CERRO NEGRO								
Vta	D	Tiempo	Sector 1	Sector 2	Sector 3	T. Spd	Elapsed	Vta	D	Tiempo	Sector 1	Sector 2	Sector 3	T. Spd	Elapsed
1		2:09.865	54.511	41.993	33.361	133.6	2:09.865	1		2:25.515	1:00.834	46.938	37.743	128.1	2:25.515
2		2:01.662	46.692	41.772	33.198	179.7	4:11.527	2		2:13.859	50.695	46.245	36.919	164.1	4:39.374
3		2:01.319	46.799	41.163	33.357	177.3	6:12.846	3		2:12.434	49.959	45.829	36.646	168.4	6:51.808
4		2:00.413	45.815	41.309	33.289	187.8	8:13.259	4		2:15.646	52.355	46.339	36.952	166.4	9:07.454
5		2:02.046	46.683	41.859	33.504	187.8	10:15.305	5		2:12.830	49.921	46.151	36.758	169.2	11:20.284
6		2:00.867	45.249	42.034	33.584	191.8	12:16.172	6		2:13.377	50.104	46.193	37.080	164.1	13:33.661
7		2:02.771	45.214	44.122	33.435	197.4	14:18.943	7		2:12.333	49.761	45.506	37.066	169.2	15:45.994
8		1:59.927	45.815	40.839	33.273	195.6	16:18.870	8		2:12.563	50.220	45.119	37.224	163.3	17:58.557
9		1:59.444	45.642	40.383	33.419	194.2	18:18.314	9		2:13.370	50.666	45.032	37.672	167.1	20:11.927
10		2:00.428	45.896	40.884	33.648	191.8	20:18.742	10		2:13.689	51.140	45.647	36.902	168.7	22:25.616
11		2:13.333 P	46.286	41.503	45.544	195.2	22:32.075	11		2:12.784	49.788	45.893	37.103	168.7	24:38.400
								12		2:11.933	50.154	45.401	36.378	164.6	26:50.333
								13		2:11.664	49.875	45.165	36.624	167.9	29:01.997





Circuito de Madrid Jarama - RACE

Campeonato RACE de Turismos

CARRERA 1

Tiempos Por Vuelta



51 Jorge Martinez Perez CITROEN SAXO

58 Hector Palacios Vazquez MAZDA MX5

1 ESCUDERIA CENTRO

2 AUTOMOVIL CLUB ALICANTE

Vta	D	Tiempo	Sector 1	Sector 2	Sector 3	T. Spd	Elapsed
1		2:15.710	57.074	43.179	35.457	131.3	2:15.710
2		2:06.956	48.401	43.192	35.363	177.6	4:22.666
3		2:07.788	48.927	43.361	35.500	183.0	6:30.454
4		2:08.368	49.064	44.031	35.273	182.4	8:38.822
5		2:08.784	49.080	44.263	35.441	179.7	10:47.606
6		2:06.648	48.364	42.928	35.356	181.5	12:54.254
7		2:07.252	48.082	43.665	35.505	183.0	15:01.506
8		2:07.320	48.567	43.456	35.297	178.5	17:08.826
9		2:08.232	48.225	44.210	35.797	179.7	19:17.058
10		2:07.555	48.567	43.864	35.124	181.5	21:24.613
11		2:06.849	48.250	43.152	35.447	178.5	23:31.462
12		2:07.974	48.889	43.522	35.563	178.8	25:39.436
13		2:08.316	48.836	43.487	35.993	173.0	27:47.752

Vta	D	Tiempo	Sector 1	Sector 2	Sector 3	T. Spd	Elapsed
1		2:00.709	50.038	38.689	31.982	128.5	2:00.709
2		1:54.941	44.486	38.137	32.318	203.3	3:55.650
3		1:52.378	43.345	37.520	31.513	206.1	5:48.028
4		1:53.984	44.811	37.502	31.671	194.5	7:42.012
5		1:51.959	43.149	37.537	31.273	207.6	9:33.971
6		1:55.280	43.769	38.740	32.771	210.9	11:29.251
7		1:53.590	43.642	37.964	31.984	205.7	13:22.841
8		1:53.195	43.151	38.212	31.832	198.8	15:16.036
9		1:52.534	43.002	37.205	32.327	207.6	17:08.570
10		1:53.901	43.287	38.906	31.708	206.8	19:02.471
11		1:52.251	43.079	37.578	31.594	204.9	20:54.722
12		1:51.656	43.074	37.219	31.363	201.1	22:46.378
13		1:52.005	42.734	37.570	31.701	206.8	24:38.383
14		1:53.826	44.249	37.814	31.763	208.4	26:32.209
15		1:51.647	42.854	37.109	31.684	204.9	28:23.856

53 Jorge Martinez Garcia CITROEN SAXO

77 Sergio Muñoz De La Vieja BMW 325

1 Adrian Martinez Perez ESCUDERIA CENTRO

2 PROMOCOPA

Vta	D	Tiempo	Sector 1	Sector 2	Sector 3	T. Spd	Elapsed
1	1	2:21.739	1:01.214	45.051	35.474	130.4	2:21.739
2	1		54.022			173.3	

Vta	D	Tiempo	Sector 1	Sector 2	Sector 3	T. Spd	Elapsed
1		1:58.122	48.351	38.427	31.344	128.7	1:58.122
2		1:52.789	43.258	37.999	31.532	191.1	3:50.911
3		1:52.640	44.065	37.468	31.107	185.8	5:43.551
4		1:51.686	43.300	37.454	30.932	190.8	7:35.237
5		1:52.123	43.129	37.794	31.200	190.8	9:27.360
6		1:53.876	43.413	37.756	32.707	184.3	11:21.236
7		1:53.082	43.607	37.857	31.618	183.3	13:14.318
8		1:53.524	44.847	37.536	31.141	181.2	15:07.842
9		1:54.281	44.860	37.780	31.641	192.1	17:02.123
10		1:53.510	44.287	38.155	31.068	193.5	18:55.633
11		1:53.424	44.165	37.886	31.373	190.4	20:49.057
12		1:51.864	43.814	37.166	30.884	209.3	22:40.921
13		1:51.911	42.739	37.669	31.503	195.2	24:32.832
14		1:52.025	43.302	37.556	31.167	183.6	26:24.857
15		1:53.841	43.769	38.014	32.058	173.3	28:18.698

55 Vicente Gabriel Valles FORD FIESTA

88 Luis Lopez Anos PORSCHE 968 CS

3 CLUB DE AUTOMOVILISMO LA

Vta	D	Tiempo	Sector 1	Sector 2	Sector 3	T. Spd	Elapsed
1		1:57.877	47.703	38.520	31.654	131.0	1:57.877
2		1:53.506	44.276	37.526	31.704	194.5	3:51.383
3		1:52.643	44.251	37.218	31.174	198.8	5:44.026
4		1:51.909	43.400	37.230	31.279	197.0	7:35.935
5		1:51.604	43.214	37.237	31.153	196.7	9:27.539
6		1:54.097	43.727	37.449	32.921	194.5	11:21.636
7		1:52.908	44.212	37.257	31.439	186.2	13:14.544
8		1:52.884	44.078	37.239	31.567	195.2	15:07.428
9		1:54.481	44.324	37.682	32.475	196.3	17:01.909
10		1:53.531	44.302	37.654	31.575	194.9	18:55.440
11		1:53.431	44.000	37.713	31.718	202.6	20:48.871
12		1:54.227	44.774	37.801	31.652	196.0	22:43.098
13		1:55.105	44.625	38.223	32.257	200.0	24:38.203

57 Jaime Cela Talavera CITROEN SAXO

C-L Alvaro Rodríguez Sastre R.A.C. CIRCUITO GUADALOPE

1 BALBOR MOTORSPORT CLUB

Vta	D	Tiempo	Sector 1	Sector 2	Sector 3	T. Spd	Elapsed
1		2:10.718	54.854	42.110	33.754	133.3	2:10.718
2		2:01.445	46.038	41.809	33.598	185.8	4:12.163
3		2:01.078	46.815	40.868	33.395	183.0	6:13.241
4		2:00.379	45.718	41.278	33.383	184.6	8:13.620
5		2:00.656	46.445	41.105	33.106	185.2	10:14.276
6		1:59.632	44.583	41.941	33.108	187.8	12:13.908
7		1:59.226	45.149	40.820	33.257	186.5	14:13.134
8		1:59.015	45.002	40.543	33.470	185.5	16:12.149
9		1:58.950	45.626	39.915	33.409	187.1	18:11.099
10		1:59.012	45.049	40.357	33.606	186.5	20:10.111
11		1:57.755	44.700	40.099	32.956	188.8	22:07.866
12		1:58.802	44.892	40.524	33.386	184.9	24:06.668
13		1:59.967	44.726	41.861	33.380	189.4	26:06.635
14		1:57.645	45.006	40.121	32.518	188.8	28:04.280

Vta	D	Tiempo	Sector 1	Sector 2	Sector 3	T. Spd	Elapsed
1	1	1:57.236	47.045	38.894	31.297	139.5	1:57.236
2	1	1:53.044	43.133	38.640	31.271	201.1	3:50.280
3	1	1:56.382	45.499	39.595	31.288	202.6	5:46.662
4	1	1:53.287	43.215	38.482	31.590	207.6	7:39.949
5	1	1:53.534	43.259	38.832	31.443	213.0	9:33.483
6	1	1:55.599	43.756	38.850	32.993	201.8	11:29.082
7	1	1:56.385	44.595	39.519	32.271	185.8	13:25.467
8	1	1:55.966	45.774	38.792	31.400	190.1	15:21.433
9	1	1:56.358	43.363	41.791	31.204	205.7	17:17.791
10	1	1:56.319	44.423	39.565	32.331	216.0	19:14.110
11	1	1:54.187	43.186	39.430	31.571	213.0	21:08.297
12	1	1:55.045	43.942	38.986	32.117	209.7	23:03.342
13	1	1:56.810	44.782	39.619	32.409	195.2	25:00.152
14	1	1:56.413	44.543	39.921	31.949	179.4	26:56.565
15	1	1:57.069	44.430	40.012	32.627	196.0	28:53.634





Circuito de Madrid Jarama - RACE

Campeonato RACE de Turismos

CARRERA 1

Análisis



Num	Tiempo Vta.	Dif 1°
Vta 1		
6	1:40.010	
25	1:41.652	01.642
33	1:46.390	06.380
3	1:48.905	08.895
12	1:49.164	09.154
7	1:49.905	09.895
15	1:50.366	10.356
4	1:52.917	12.907
88	1:57.236	17.226
55	1:57.877	17.867
77	1:58.122	18.112
20	1:58.794	18.784
58	2:00.709	20.699
8	2:01.046	21.036
40	2:03.037	23.027
5	2:03.333	23.323
10	2:04.337	24.327
14	2:05.244	25.234
48	2:06.981	26.971
26	2:09.509	29.499
38	2:09.865	29.855
57	2:10.718	30.708
16	2:13.533	33.523
19	2:14.542	34.532
51	2:15.710	35.700
23	2:16.376	36.366
37	2:17.856	37.846
11	2:19.723	39.713
18	2:20.287	40.277
53	2:21.739	41.729
28	2:24.768	44.758
50	2:25.515	45.505
Num	Tiempo Vta.	Dif 1°
Vta 2		
6	1:38.531	
25	1:38.021	01.132
33	1:42.928	10.777
3	1:43.049	13.413
12	1:43.494	14.117
7	1:45.182	16.546
15	1:45.041	16.866
4	1:50.906	25.282
88	1:53.044	31.739
77	1:52.789	32.370
55	1:53.506	32.842
20	1:52.819	33.072
58	1:54.941	37.109
8	1:55.114	37.619
40	1:58.482	42.978
10	1:59.639	45.435
5	2:02.150	46.942
48	1:58.842	47.282
14	2:01.310	48.013
26	2:01.605	52.573
38	2:01.662	52.986
57	2:01.445	53.622

Num	Tiempo Vta.	Dif 1°
16	2:06.096	1:01.088
19	2:07.544	1:03.545
51	2:06.956	1:04.125
23	2:07.609	1:05.444
18	2:06.113	1:07.859
37	2:10.521	1:09.836
11	2:11.471	1:12.653
28	2:12.904	1:19.131
50	2:13.859	1:20.833
Num	Tiempo Vta.	Dif 1°
Vta 3		
6	1:38.618	
25	1:37.984	00.498
33	1:42.224	14.383
3	1:42.564	17.359
12	1:42.328	17.827
15	1:44.903	23.151
7	1:46.244	24.172
4	1:51.390	38.054
20	1:50.062	44.516
77	1:52.640	46.392
55	1:52.643	46.867
88	1:56.382	49.503
58	1:52.378	50.869
8	1:53.128	52.129
40	1:58.322	1:02.682
10	1:56.587	1:03.404
5	1:55.697	1:04.021
48	1:56.202	1:04.866
26	2:01.028	1:14.983
38	2:01.319	1:15.687
57	2:01.078	1:16.082
16	2:06.627	1:29.097
19	2:07.715	1:32.642
51	2:07.788	1:33.295
23	2:07.369	1:34.195
18	2:05.192	1:34.433
Num	Tiempo Vta.	Dif 1°
Vta 4		
6	1:39.982	
25	1:39.872	00.388
37	2:09.636	1 Lap
11	2:11.719	1 Lap
14	2:44.006	1 Lap
28	2:13.402	1 Lap
50	2:12.434	1 Lap
33	1:42.597	16.998
3	1:42.629	20.006
12	1:42.312	20.157
15	1:43.598	26.767
7	1:48.037	32.227
4	1:51.843	49.915
20	1:49.819	54.353
77	1:51.686	58.096
55	1:51.909	58.794
88	1:53.287	1:02.808
58	1:53.984	1:04.871

Num	Tiempo Vta.	Dif 1°
8	1:53.719	1:05.866
10	1:55.324	1:18.746
40	1:56.902	1:19.602
5	1:55.862	1:19.901
48	1:55.724	1:20.608
26	2:00.388	1:35.389
38	2:00.413	1:36.118
57	2:00.379	1:36.479
Num	Tiempo Vta.	Dif 1°
Vta 5		
6	1:41.452	
16	2:06.650	1 Lap
33	1:43.907	19.453
19	2:08.463	1 Lap
51	2:08.368	1 Lap
18	2:08.038	1 Lap
23	2:09.082	1 Lap
3	1:43.973	22.527
12	1:44.200	22.905
25	2:04.315	23.251
37	2:12.379	1 Lap
15	1:49.995	35.310
11	2:13.158	1 Lap
7	1:49.026	39.801
28	2:15.638	1 Lap
50	2:15.646	1 Lap
4	1:50.402	58.865
20	1:49.154	1:02.055
77	1:52.123	1:08.767
55	1:51.604	1:08.946
88	1:53.534	1:14.890
58	1:51.959	1:15.378
8	1:53.530	1:17.944
48	1:55.414	1:34.570
40	1:57.388	1:35.538
Num	Tiempo Vta.	Dif 1°
Vta 6		
6	1:42.432	
5	2:07.599	1 Lap
26	2:00.536	1 Lap
57	2:00.656	1 Lap
38	2:02.046	1 Lap
33	1:44.070	21.091
25	1:42.413	23.232
3	1:43.165	23.260
12	1:43.397	23.870
15	1:45.540	38.418
16	2:07.467	1 Lap
19	2:08.269	1 Lap
18	2:06.947	1 Lap
51	2:08.784	1 Lap
7	1:49.487	46.856
23	2:08.111	1 Lap
37	2:10.889	1 Lap
11	2:13.120	1 Lap
4	1:53.181	1:09.614
20	1:52.366	1:11.989

Num	Tiempo Vta.	Dif 1°
50	2:12.830	1 Lap
77	1:53.876	1:20.211
55	1:54.097	1:20.611
28	2:14.979	1 Lap
88	1:55.599	1:28.057
58	1:55.280	1:28.226
8	1:53.178	1:28.690
Num	Tiempo Vta.	Dif 1°
Vta 7		
6	1:42.490	
48	1:54.643	1 Lap
40	1:57.125	1 Lap
5	1:56.701	1 Lap
33	1:43.220	21.821
25	1:41.456	22.198
3	1:44.140	24.910
12	1:43.591	24.971
26	2:00.422	1 Lap
57	1:59.632	1 Lap
38	2:00.867	1 Lap
15	1:44.074	40.002
7	1:49.089	53.455
16	2:06.312	1 Lap
18	2:02.589	1 Lap
19	2:07.455	1 Lap
51	2:06.648	1 Lap
23	2:06.444	1 Lap
4	1:52.192	1:19.316
20	1:51.057	1:20.556
37	2:10.189	1 Lap
77	1:53.082	1:30.803
55	1:52.908	1:31.029
11	2:11.863	1 Lap
58	1:53.590	1:39.326
88	1:56.385	1:41.952
8	1:56.228	1:42.428
Num	Tiempo Vta.	Dif 1°
Vta 8		
6	1:43.408	
50	2:13.377	2 Laps
28	2:12.998	2 Laps
48	1:53.551	1 Lap
25	1:39.828	18.618
33	1:42.776	21.189
40	1:57.279	1 Lap
12	1:42.711	24.274
3	1:44.371	25.873
5	1:57.685	1 Lap
15	1:43.959	40.553
26	1:59.293	1 Lap
57	1:59.226	1 Lap
38	2:02.771	1 Lap
7	1:48.783	58.830
18	2:02.919	1 Lap
16	2:07.388	1 Lap
4	1:51.793	1:27.701
20	1:51.837	1:28.985

Num	Tiempo Vta.	Dif 1°
51	2:07.252	1 Lap
23	2:07.624	1 Lap
19	2:09.413	1 Lap
55	1:52.884	1:40.505
77	1:53.524	1:40.919
Num	Tiempo Vta.	Dif 1°
Vta 9		
6	1:46.034	
58	1:53.195	1 Lap
8	1:54.866	1 Lap
37	2:09.692	2 Laps
88	1:55.966	1 Lap
25	1:40.184	12.768
33	1:43.004	18.159
3	1:44.973	24.812
48	1:56.797	1 Lap
11	2:20.502	2 Laps
40	1:57.149	1 Lap
50	2:12.333	2 Laps
28	2:14.502	2 Laps
15	1:44.234	38.753
12	2:03.604	41.844
5	1:57.270	1 Lap
26	1:59.012	1 Lap
57	1:59.015	1 Lap
7	1:48.823	1:01.619
38	1:59.927	1 Lap
4	1:50.315	1:31.982
20	1:49.801	1:32.752
18	2:05.723	1 Lap
Num	Tiempo Vta.	Dif 1°
Vta 10		
6	1:47.283	
16	2:06.736	2 Laps
55	1:54.481	1 Lap
77	1:54.281	1 Lap
25	1:42.747	08.232
58	1:52.534	1 Lap
51	2:07.320	2 Laps
23	2:06.723	2 Laps
19	2:07.091	2 Laps
33	1:42.173	13.049
8	1:55.678	1 Lap
88	1:56.358	1 Lap
3	1:43.670	21.199
37	2:09.557	2 Laps
48	1:53.829	1 Lap
15	1:44.679	36.149
40	1:57.394	1 Lap
5	1:54.920	1 Lap
50	2:12.563	2 Laps
28	2:10.744	2 Laps
7	1:48.876	1:03.212
26	1:59.013	1 Lap
57	1:58.950	1 Lap
38	1:59.444	1 Lap
20	1:50.226	1:35.695





Circuito de Madrid Jarama - RACE

Campeonato RACE de Turismos

CARRERA 1

Análisis



Num	Tiempo Vta.	Dif 1º
4	1:52.221	1:36.920

Num	Tiempo Vta.	Dif 1º
-----	-------------	--------

Vta 11

6	1:41.910	
25	1:43.074	09.396
55	1:53.531	1 Lap
77	1:53.510	1 Lap
33	1:44.598	15.737
58	1:53.901	1 Lap
18	2:08.352	2 Laps
3	1:46.406	25.695
16	2:07.722	2 Laps
8	1:54.363	1 Lap
88	1:56.319	1 Lap
11	3:32.697	3 Laps
51	2:08.232	2 Laps
23	2:08.672	2 Laps
19	2:08.129	2 Laps
15	1:46.071	40.310
48	1:54.910	1 Lap
37	2:09.636	2 Laps
40	1:57.676	1 Lap
5	1:54.602	1 Lap
7	1:49.593	1:10.895
26	1:58.638	1 Lap
57	1:59.012	1 Lap
50	2:13.370	2 Laps
28	2:12.094	2 Laps
38	2:00.428	1 Lap

Num	Tiempo Vta.	Dif 1º
-----	-------------	--------

Vta 12

6	1:42.099	
20	1:50.134	1 Lap
4	1:50.764	1 Lap
25	1:40.085	07.382
33	1:41.735	15.373
55	1:53.431	1 Lap
77	1:53.424	1 Lap
3	1:43.665	27.261
58	1:52.251	1 Lap
8	1:52.505	1 Lap
88	1:54.187	1 Lap
15	1:46.112	44.323
18	2:08.223	2 Laps
16	2:07.421	2 Laps
48	1:53.827	1 Lap
51	2:07.555	2 Laps
23	2:07.332	2 Laps
19	2:08.276	2 Laps
11	2:13.660	3 Laps
40	1:56.584	1 Lap
7	1:49.195	1:17.991
5	1:58.104	1 Lap
37	2:09.304	2 Laps
26	1:57.996	1 Lap

Num	Tiempo Vta.	Dif 1º
-----	-------------	--------

Vta 13

6	1:43.237	
57	1:57.755	2 Laps
25	1:45.162	09.307
20	1:53.106	1 Lap
4	1:54.294	1 Lap
33	1:42.997	15.133
28	2:12.587	3 Laps
50	2:13.689	3 Laps
38	2:13.333	2 Laps
3	1:45.968	29.992
77	1:51.864	1 Lap
55	1:54.227	1 Lap
58	1:51.656	1 Lap
15	1:45.772	46.858
8	1:52.918	1 Lap
88	1:55.045	1 Lap
48	1:55.403	1 Lap
18	2:06.028	2 Laps
16	2:06.788	2 Laps
7	1:48.861	1:23.615
51	2:06.849	2 Laps
23	2:07.381	2 Laps
40	1:56.731	1 Lap
19	2:08.181	2 Laps
11	2:10.768	3 Laps

Num	Tiempo Vta.	Dif 1º
-----	-------------	--------

Vta 14

6	1:42.522	
5	2:07.883	2 Laps
37	2:08.601	3 Laps
25	1:42.803	09.588
33	1:42.679	15.290
26	1:58.397	2 Laps
57	1:58.802	2 Laps
20	1:50.265	1 Lap
4	1:53.417	1 Lap
3	1:45.228	32.698
77	1:51.911	1 Lap
28	2:10.718	3 Laps
55	1:55.105	1 Lap
58	1:52.005	1 Lap
50	2:12.784	3 Laps
15	1:44.320	48.656
8	1:52.096	1 Lap
88	1:56.810	1 Lap
48	1:53.678	1 Lap
7	1:48.931	1:30.024
18	2:06.894	2 Laps
16	2:07.198	2 Laps
40	1:57.022	1 Lap

Num	Tiempo Vta.	Dif 1º
-----	-------------	--------

Vta 15

6	1:44.695	
51	2:07.974	3 Laps
25	1:41.111	06.004

Num	Tiempo Vta.	Dif 1º
-----	-------------	--------

23	2:08.862	3 Laps
19	2:11.077	3 Laps
33	1:42.513	13.108
11	2:11.410	4 Laps
5	2:07.590	2 Laps
20	1:55.353	1 Lap
26	2:00.540	2 Laps
57	1:59.967	2 Laps
37	2:09.323	3 Laps
3	1:45.587	33.590
4	1:57.970	1 Lap
77	1:52.025	1 Lap
15	1:46.592	50.553
58	1:53.826	1 Lap
8	1:52.723	1 Lap
28	2:11.950	3 Laps
50	2:11.933	3 Laps
88	1:56.413	1 Lap
48	1:52.898	1 Lap
7	1:48.422	1:33.751

Num	Tiempo Vta.	Dif 1º
-----	-------------	--------

Vta 16

6	1:43.562	
25	1:42.307	04.749
40	1:58.636	2 Laps
33	1:43.496	13.042
18	2:08.828	3 Laps
16	2:08.150	3 Laps
51	2:08.316	3 Laps
23	2:10.819	3 Laps
3	1:48.388	38.416
19	2:11.063	3 Laps
20	1:52.513	1 Lap
11	2:12.567	4 Laps
57	1:57.645	2 Laps
26	1:59.054	2 Laps
4	1:56.830	1 Lap
15	1:45.697	52.688
5	2:12.867	2 Laps
37	2:09.010	3 Laps
77	1:53.841	1 Lap
58	1:51.647	1 Lap
8	1:52.115	1 Lap
88	1:57.069	1 Lap
48	1:52.698	1 Lap
7	1:49.638	1:39.827
28	2:11.179	3 Laps
50	2:11.664	3 Laps





Circuito de Madrid Jarama - RACE

Campeonato RACE de Turismos

CARRERA 1

Mejores Sectores



Sector - 1			Sector - 2			Sector - 3			Vta. Ideal vs Vta. Mejor			
Clas	Nº Piloto	Tiempo	Nº Piloto	Tiempo	Nº Piloto	Tiempo	Clas	Nº Piloto	Vta. Ideal	Vta. Mejor	Clas	
1	25 Sergio Vivanco Redondo	38.290	25 Sergio Vivanco Redondo	31.992	25 Sergio Vivanco Redondo	27.494	1	25 Sergio Vivanco Redondo	1:37.776	1:37.984	1	
2	6 Francisco Comendador Rome	38.291	6 Francisco Comendador Rome	32.209	6 Francisco Comendador Rome	27.745	2	6 Francisco Comendador Rome	1:38.245	1:38.531	2	
3	33 Enric Roig Roldan	39.198	33 Enric Roig Roldan	33.640	33 Enric Roig Roldan	28.352	3	33 Enric Roig Roldan	1:41.190	1:41.735	3	
4	3 Lanchares Alonso - Garcia-	39.358	3 Lanchares Alonso - Garcia-	33.708	12 Alexander Villanueva Ruiz	28.507	4	3 Lanchares Alonso - Garcia-	1:41.812	1:42.564	5	
5	12 Alexander Villanueva Ruiz	39.613	12 Alexander Villanueva Ruiz	33.716	3 Lanchares Alonso - Garcia-	28.746	5	12 Alexander Villanueva Ruiz	1:41.836	1:42.312	4	
6	15 Juan Carlos Esteban Garcia	39.746	15 Juan Carlos Esteban Garcia	34.572	15 Juan Carlos Esteban Garcia	28.975	6	15 Juan Carlos Esteban Garcia	1:43.293	1:43.598	6	
7	7 Ethan Muniesa Ejarque	40.456	7 Ethan Muniesa Ejarque	35.139	7 Ethan Muniesa Ejarque	29.310	7	7 Ethan Muniesa Ejarque	1:44.905	1:45.182	7	
8	20 Juan Francisco Gastañaga	41.465	20 Juan Francisco Gastañaga	36.071	20 Juan Francisco Gastañaga	30.453	8	20 Juan Francisco Gastañaga	1:47.989	1:49.154	8	
9	4 Ivan Perez Sanchez	42.056	4 Ivan Perez Sanchez	36.890	4 Ivan Perez Sanchez	30.453	9	4 Ivan Perez Sanchez	1:49.399	1:50.315	9	
10	58 Hector Palacios Vazquez	42.734	58 Hector Palacios Vazquez	37.109	77 Sergio Muñoz De La Vieja	30.884	10	77 Sergio Muñoz De La Vieja	1:50.789	1:51.686	12	
11	77 Sergio Muñoz De La Vieja	42.739	77 Sergio Muñoz De La Vieja	37.166	55 Vicente Gabriel Valles Piera	31.153	11	58 Hector Palacios Vazquez	1:51.116	1:51.647	11	
12	8 Javier Moreno Garcia	42.781	55 Vicente Gabriel Valles Piera	37.218	48 Juan Carlos Zorrilla Hierro	31.201	12	8 Javier Moreno Garcia	1:51.517	1:52.096	13	
13	88 Lopez Anos - Rodríguez Sastr	43.133	8 Javier Moreno Garcia	37.401	88 Lopez Anos - Rodríguez Sastr	31.204	13	55 Vicente Gabriel Valles Piera	1:51.585	1:51.604	10	
14	48 Juan Carlos Zorrilla Hierro	43.147	48 Juan Carlos Zorrilla Hierro	37.737	58 Hector Palacios Vazquez	31.273	14	48 Juan Carlos Zorrilla Hierro	1:52.085	1:52.698	14	
15	55 Vicente Gabriel Valles Piera	43.214	5 Sanz Mostajo - Luis Carrillo	38.334	8 Javier Moreno Garcia	31.335	15	88 Lopez Anos - Rodríguez Sastr	1:52.819	1:53.044	15	
16	10 Alberto Martínez Alvarez	43.239	88 Lopez Anos - Rodríguez Sastr	38.482	5 Sanz Mostajo - Luis Carrillo	32.081	16	5 Sanz Mostajo - Luis Carrillo	1:54.124	1:54.602	16	
17	5 Sanz Mostajo - Luis Carrillo	43.709	40 Francho Echegoyen Cortes	38.885	10 Alberto Martínez Alvarez	32.472	17	10 Alberto Martínez Alvarez	1:55.324	1:55.324	17	
18	14 Mateo Muncharaz Adrado	44.451	10 Alberto Martínez Alvarez	39.613	57 Jaime Cela Talavera	32.518	18	40 Francho Echegoyen Cortes	1:56.002	1:56.584	18	
19	40 Francho Echegoyen Cortes	44.573	26 Emilio Jose Lopez Gonzalez	39.888	40 Francho Echegoyen Cortes	32.544	19	57 Jaime Cela Talavera	1:57.016	1:57.645	19	
20	57 Jaime Cela Talavera	44.583	57 Jaime Cela Talavera	39.915	14 Mateo Muncharaz Adrado	32.848	20	14 Mateo Muncharaz Adrado	1:57.272	2:01.310	22	
21	26 Emilio Jose Lopez Gonzalez	44.847	14 Mateo Muncharaz Adrado	39.973	26 Emilio Jose Lopez Gonzalez	32.934	21	26 Emilio Jose Lopez Gonzalez	1:57.669	1:57.996	20	
22	38 Angel Sobrino De Toro	45.214	38 Angel Sobrino De Toro	40.383	38 Angel Sobrino De Toro	33.198	22	38 Angel Sobrino De Toro	1:58.795	1:59.444	21	
23	18 Jesus Lahoz Martin	46.967	18 Jesus Lahoz Martin	41.238	18 Jesus Lahoz Martin	34.278	23	18 Jesus Lahoz Martin	2:02.483	2:02.589	23	
24	16 Joseba Aranburu Lopez	47.852	16 Joseba Aranburu Lopez	42.597	16 Joseba Aranburu Lopez	35.079	24	16 Joseba Aranburu Lopez	2:05.528	2:06.096	24	
25	23 Sylvain Xavier Soler	47.925	19 Juan Dominguez Roca	42.618	51 Jorge Martínez Perez	35.124	25	23 Sylvain Xavier Soler	2:05.906	2:06.444	25	
26	51 Jorge Martínez Perez	48.082	23 Sylvain Xavier Soler	42.741	19 Juan Dominguez Roca	35.160	26	51 Jorge Martínez Perez	2:06.134	2:06.648	26	
27	19 Juan Dominguez Roca	48.423	51 Jorge Martínez Perez	42.928	23 Sylvain Xavier Soler	35.240	27	19 Juan Dominguez Roca	2:06.201	2:07.091	27	
28	37 Victor Cantin Pinilla	48.791	37 Victor Cantin Pinilla	43.376	53 Martínez Garcia - Martínez Perez	35.474	28	37 Victor Cantin Pinilla	2:08.246	2:08.601	28	
29	11 Lander Seguin Marcos	49.486	28 Jose Alberto Sanchez Royo	44.158	37 Victor Cantin Pinilla	36.079	29	11 Lander Seguin Marcos	2:10.110	2:10.768	30	
30	28 Jose Alberto Sanchez Royo	49.664	11 Lander Seguin Marcos	44.345	11 Lander Seguin Marcos	36.279	30	28 Jose Alberto Sanchez Royo	2:10.314	2:10.718	29	
31	50 Jose Ayala Oliver	49.761	50 Jose Ayala Oliver	45.032	50 Jose Ayala Oliver	36.378	31	50 Jose Ayala Oliver	2:11.171	2:11.664	31	
32	53 Martínez Garcia - Martínez Perez	54.022	53 Martínez Garcia - Martínez Perez	45.051	28 Jose Alberto Sanchez Royo	36.492	32	53 Martínez Garcia - Martínez Perez	2:14.547	2:21.739	32	





Circuito de Madrid Jarama - RACE
Campeonato RACE de Turismos
CARRERA 1
Secuencia Líder



Nº	Concursante	Piloto 1	Piloto 2	Vehiculo	Cat	Vta. Inicio	Vta. Fin	Vtas.	Total Vtas.
6	VSR MOTORSPORT	Francisco Comendador Romero		NISSAN GT-R	5	1	16	16	16





Circuito de Madrid Jarama - RACE
Campeonato RACE de Turismos
CARRERA 1
5 Mejores Tiempos



Cl	Nº	Concursante	Piloto 1	Piloto 2	Vehiculo	Cat	Cl	Mejor 1		Mejor 2		Mejor 3		Mejor 4		Mejor 5	
								Tiempo	Vta	Tiempo	Vta	Tiempo	Vta	Tiempo	Vta	Tiempo	Vta
1	25	ESCUADERIA BAIX EMPORDÀ	Sergio Vivanco Redondo		BMW M4	5	1	1:37.984	3	1:38.021	2	1:39.828	8	1:39.872	4	1:40.085	12
2	6	VSR MOTORSPORT	Francisco Comendador Romero		NISSAN GT-R	5	2	1:38.531	2	1:38.618	3	1:39.982	4	1:40.010	1	1:41.452	5
3	33	ESCUADERIA BAIX EMPORDÀ	Enric Roig Roldan		HONDA CIVIC TURBO	5	3	1:41.735	12	1:42.173	10	1:42.224	3	1:42.513	15	1:42.597	4
4	12	ALEXANDER VILLANUEVA RUI	Alexander Villanueva Ruiz		HYUNDAI I20	TCR	1	1:42.312	4	1:42.328	3	1:42.711	8	1:43.397	6	1:43.494	2
5	3	ANGEL LANCHARES ALONSO	Angel Lanchares Alonso	Ramiro Garcia-Pumarino Santofimia	PORSCHE 997 CUP	5	4	1:42.564	3	1:42.629	4	1:43.049	2	1:43.165	6	1:43.665	12
6	15	DESGUACES LA TORRE	Juan Carlos Esteban Garcia		PEUGEOT 308	4	1	1:43.598	4	1:43.959	8	1:44.074	7	1:44.234	9	1:44.320	14
7	7	ESCUADERIA SANTA BARBARA DE	Ethan Muniesa Ejarque		BMW M3	C-L	1	1:45.182	2	1:46.244	3	1:48.037	4	1:48.422	15	1:48.783	8
8	20	PROMOCOPA	Juan Francisco Gastañaga Martinez		CUPRA VZ	TCR	2	1:49.154	5	1:49.801	9	1:49.819	4	1:50.062	3	1:50.134	11
9	4	R.A.C. CIRCUITO GUADALOPE	Ivan Perez Sanchez		PEUGEOT 207 PROTO	3	1	1:50.315	9	1:50.402	5	1:50.764	11	1:50.906	2	1:51.390	3
10	55	CLUB DE AUTOMOVILISMO LA VILA	Vicente Gabriel Valles Piera		FORD FIESTA	3	2	1:51.604	5	1:51.909	4	1:52.643	3	1:52.884	8	1:52.908	7
11	58	AUTOMOVIL CLUB ALICANTE	Hector Palacios Vazquez		MAZDA MX5	2	1	1:51.647	15	1:51.656	12	1:51.959	5	1:52.005	13	1:52.251	11
12	77	PROMOCOPA	Sergio Muñoz De La Vieja		BMW 325	2	2	1:51.686	4	1:51.864	12	1:51.911	13	1:52.025	14	1:52.123	5
13	8	ESCUADERIA 1000 LAGOS	Javier Moreno Garcia		PEUGEOT 205	1	1	1:52.096	13	1:52.115	15	1:52.505	11	1:52.723	14	1:52.918	12
14	48	ASOCIACION ESPAÑOLA DE CLASICOS DEPORTIVOS	Juan Carlos Zorrilla Hierro		PORSCHE 968 CS	C-L	2	1:52.698	15	1:52.898	14	1:53.551	7	1:53.678	13	1:53.827	11
15	88	R.A.C. CIRCUITO GUADALOPE	Luis Lopez Anos	Alvaro Rodríguez Sastre	PORSCHE 968 CS	C-L	3	1:53.044	2	1:53.287	4	1:53.534	5	1:54.187	11	1:55.045	12
16	5	AUTOMOVIL CLUB ZARAGOZA	Carlos Sanz Mostajo	Jose Luis Carrillo German	HYUNDAI COUPE V6	2	3	1:54.602	10	1:54.920	9	1:55.697	3	1:55.862	4	1:56.701	6
17	10	MI MOTORSPORT	Alberto Martínez Alvarez		BMW M3 E46	4	2	1:55.324	4	1:56.587	3	1:59.639	2	2:04.337	1		
18	40	AUTOMOVIL CLUB ZARAGOZA	Francho Echegoyen Cortes		HYUNDAI COUPE V6	2	4	1:56.584	11	1:56.731	12	1:56.902	4	1:57.022	13	1:57.125	6
19	57	BALBOR MOTORSPORT CLUB DE AUTOMOVILISMO	Jaime Cela Talavera		CITROEN SAXO	1	2	1:57.645	14	1:57.755	11	1:58.802	12	1:58.950	9	1:59.012	10
20	26	ESCUADERIA CERRO NEGRO	Emilio Jose Lopez Gonzalez		HYUNDAI GETZ	1	3	1:57.996	11	1:58.397	12	1:58.638	10	1:59.012	8	1:59.013	9
21	38	ESCUADERIA CERRO NEGRO	Angel Sobrino De Toro		HYUNDAI GETZ JTD	1	4	1:59.444	9	1:59.927	8	2:00.413	4	2:00.428	10	2:00.867	6
22	14	RX PRO RACING	Mateo Muncharaz Adrado		PEUGEOT 308	4	3	2:01.310	2	2:05.244	1	2:44.006	3				
23	18	R.A.C. CIRCUITO GUADALOPE	Jesus Lahoz Martin		ALFA GTV	C-L	4	2:02.589	6	2:02.919	7	2:05.192	3	2:05.723	8	2:06.028	11
24	16	R.A.C. CIRCUITO GUADALOPE	Joseba Aranburu Lopez		CITROEN SAXO	1	5	2:06.096	2	2:06.312	6	2:06.627	3	2:06.650	4	2:06.736	8
25	23	R.A.C. CIRCUITO GUADALOPE	Sylvain Xavier Soler		CITROEN SAXO	1	6	2:06.444	6	2:06.723	8	2:07.332	10	2:07.369	3	2:07.381	11
26	51	ESCUADERIA CENTRO	Jorge Martinez Perez		CITROEN SAXO	1	7	2:06.648	6	2:06.849	11	2:06.956	2	2:07.252	7	2:07.320	8
27	19	CADEAL MOTOR CLUB	Juan Dominguez Roca		CITROEN SAXO	1	8	2:07.091	8	2:07.455	6	2:07.544	2	2:07.715	3	2:08.129	9
28	37	R.A.C. CIRCUITO GUADALOPE	Victor Cantin Pinilla		CITROEN SAXO	1	9	2:08.601	11	2:09.010	13	2:09.304	10	2:09.323	12	2:09.557	8
29	28	R.A.C. CIRCUITO GUADALOPE	Jose Alberto Sanchez Royo		CITROEN SAXO	1	10	2:10.718	11	2:10.744	8	2:11.179	13	2:11.950	12	2:12.094	9
30	11	R.A.C. CIRCUITO GUADALOPE	Lander Seguin Marcos		CITROEN SAXO	1	11	2:10.768	10	2:11.410	11	2:11.471	2	2:11.719	3	2:11.863	6
31	50	ESCUADERIA CERRO NEGRO	Jose Avala Oliver		FIAT PUNTO HGT	1	12	2:11.664	13	2:11.933	12	2:12.333	7	2:12.434	3	2:12.563	8
32	53	ESCUADERIA CENTRO	Jorge Martinez Garcia	Adrian Martinez Perez	CITROEN SAXO	1	13	2:21.739	1								





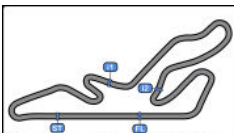
Circuito de Madrid Jarama - RACE
Campeonato RACE de Turismos
CARRERA 1
5 Mejores Velocidades



Circuito de Madrid Jarama-RACE 3.850 m.

Cl	Nº	Concursante	Piloto 1	Piloto 2	Vehiculo	Cat	Cl	Top 1		Top 2		Top 3		Top 4		Top 5		Avg
								Km/h	Vta	Km/h	Vta	Km/h	Vta	Km/h	Vta	Km/h	Vta	
1	25	ESCUADERIA BAIX EMPORDÀ	Sergio Vivanco Redondo		BMW M4	5	1	238.9	7	235.2	5	228.3	4	228.3	9	227.3	14	231.6
2	6	VSR MOTORSPORT	Francisco Comendador Romero		NISSAN GT-R	5	2	237.3	5	235.2	4	234.7	2	233.2	12	232.2	3	234.5
3	3	ANGEL LANCHARES ALONSO	Angel Lanchares Alonso	Ramiro Garcia-Pumarino Santofimia	PORSCHE 997 CUP	5	3	232.2	13	231.2	3	228.8	9	227.8	4	227.8	12	229.6
4	33	ESCUADERIA BAIX EMPORDÀ	Enric Roig Roldan		HONDA CIVIC TURBO	5	4	231.2	7	229.2	3	228.3	9	225.4	14	225.0	8	227.8
5	12	ALEXANDER VILLANUEVA RUI	Alexander Villanueva Ruiz		HYUNDAI I20	TCR	1	230.7	3	229.7	4	225.0	9	224.0	2	224.0	7	226.7
6	15	DESGUACES LA TORRE	Juan Carlos Esteban Garcia		PEUGEOT 308	4	1	222.2	8	222.2	16	220.4	11	219.0	5	217.7	2	220.3
7	7	ESCUADERIA SANTA BARBARA DE	Ethan Muniesa Ejarque		BMW M3	C-L	1	220.4	2	218.1	3	211.7	6	203.0	13	201.8	4	211.0
8	88	R.A.C. CIRCUITO GUADALOPE	Luis Lopez Anos	Alvaro Rodríguez Sastre	PORSCHE 968 CS	C-L	2	216.0	10	213.0	5	213.0	11	209.7	12	207.6	4	211.8
9	58	AUTOMOVIL CLUB ALICANTE	Hector Palacios Vazquez		MAZDA MX5	2	1	210.9	6	208.4	14	207.6	5	207.6	9	206.8	10	208.3
10	20	PROMOCOPA	Juan Francisco Gastañaga Martínez		CUPRA VZ	TCR	2	210.1	3	204.5	5	200.7	15	200.0	13	200.0	14	203.0
11	77	PROMOCOPA	Sergio Muñoz De La Vieja		BMW 325	2	2	209.3	12	195.2	13	193.5	10	192.1	9	191.1	2	196.2
12	4	R.A.C. CIRCUITO GUADALOPE	Ivan Perez Sanchez		PEUGEOT 207 PROTO	3	1	208.8	3	208.4	2	206.1	5	205.7	8	204.5	9	206.7
13	8	ESCUADERIA 1000 LAGOS	Javier Moreno Garcia		PEUGEOT 205	1	1	207.2	10	206.5	13	204.9	12	204.5	6	203.7	2	205.4
14	48	ASOCIACION ESPAÑOLA DE CLASICOS DEPORTIVOS	Juan Carlos Zorrilla Hierro		PORSCHE 968 CS	C-L	3	205.7	12	199.6	8	199.2	11	198.8	13	197.4	15	200.1
15	10	MI MOTORSPORT	Alberto Martínez Alvarez		BMW M3 E46	4	2	203.7	4	203.3	5	196.3	2	180.3	3	140.4	1	184.8
16	55	CLUB DE AUTOMOVILISMO LA VILA	Vicente Gabriel Valles Piera		FORD FIESTA	3	2	202.6	11	200.0	13	198.8	3	197.0	4	196.7	5	199.0
17	5	AUTOMOVIL CLUB ZARAGOZA	Carlos Sanz Mostajo	Jose Luis Carrillo German	HYUNDAI COUPE V6	2	3	200.7	10	200.3	4	200.3	9	198.8	7	198.1	11	199.7
18	38	ESCUADERIA CERRO NEGRO	Angel Sobrino De Toro		HYUNDAI GETZ JTD	1	2	197.4	7	195.6	8	195.2	11	194.2	9	191.8	6	194.8
19	40	AUTOMOVIL CLUB ZARAGOZA	Francho Echegoyen Cortes		HYUNDAI COUPE V6	2	4	196.3	7	196.0	8	192.8	13	191.8	11	191.1	6	193.6
20	18	R.A.C. CIRCUITO GUADALOPE	Jesus Lahoz Martín		ALFA GTV	C-L	4	192.1	7	191.8	6	191.4	3	191.4	4	190.1	12	191.4
21	26	ESCUADERIA CERRO NEGRO	Emilio Jose Lopez Gonzalez		HYUNDAI GETZ	1	3	190.1	2	190.1	13	189.4	11	189.1	3	189.1	9	189.6
22	57	BALBOR MOTORSPORT CLUB DE AUTOMOVILISMO	Jaime Cela Talavera		CITROEN SAXO	1	4	189.4	13	188.8	11	188.8	14	187.8	6	187.1	9	188.4
23	14	RX PRO RACING	Mateo Muncharaz Adrado		PEUGEOT 308	4	3	188.4	2	159.5	3	138.1	1					162.0
24	23	R.A.C. CIRCUITO GUADALOPE	Sylvain Xavier Soler		CITROEN SAXO	1	5	183.6	2	183.0	11	182.7	7	182.4	8	182.1	3	182.8
25	51	ESCUADERIA CENTRO	Jorge Martínez Perez		CITROEN SAXO	1	6	183.0	3	183.0	7	182.4	4	181.5	6	181.5	10	182.3
26	19	CADEAL MOTOR CLUB	Juan Dominguez Roca		CITROEN SAXO	1	7	182.7	10	181.8	8	180.6	9	180.0	2	179.4	3	180.9
27	16	R.A.C. CIRCUITO GUADALOPE	Joseba Aranburu Lopez		CITROEN SAXO	1	8	180.9	2	180.0	10	179.7	8	179.7	12	179.4	3	179.9
28	37	R.A.C. CIRCUITO GUADALOPE	Victor Cantin Pinilla		CITROEN SAXO	1	9	178.8	13	177.6	3	177.3	2	177.3	4	176.7	8	177.5
29	28	R.A.C. CIRCUITO GUADALOPE	Jose Alberto Sanchez Royo		CITROEN SAXO	1	10	177.3	12	177.0	11	176.4	6	176.1	3	175.8	5	176.5
30	11	R.A.C. CIRCUITO GUADALOPE	Lander Seguin Marcos		CITROEN SAXO	1	11	177.0	2	176.7	3	175.8	11	175.6	9	175.0	12	176.0
31	53	ESCUADERIA CENTRO	Jorge Martínez Garcia	Adrian Martínez Perez	CITROEN SAXO	1	12	173.3	2	130.4	1							151.8
32	50	ESCUADERIA CERRO NEGRO	Jose Avala Oliver		FIAT PUNTO HGT	1	13	169.2	5	169.2	7	168.7	10	168.7	11	168.4	3	168.9





Circuito de Madrid Jarama - RACE

Campeonato RACE de Turismos

CARRERA 1

Secuencia Vueltas Rápidas



Vta	Hora Día	Tiempo Sesión	Nº	Concursante	Piloto 1	Piloto 2	Vehiculo	Cat	Tiempo	Km/h
2	15:48:10.887	3:18.887	6	VSR MOTORSPORT	Francisco Comendador Romero		NISSAN GT-R	5	1:38.531	140.6
2	15:48:12.019	3:20.019	25	ESCUDERIA BAIX EMPORDÀ	Sergio Vivanco Redondo		BMW M4	5	1:38.021	141.3
3	15:49:50.003	4:58.003	25	ESCUDERIA BAIX EMPORDÀ	Sergio Vivanco Redondo		BMW M4	5	1:37.984	141.4





Circuito de Madrid Jarama - RACE
Campeonato RACE de Turismos
CARRERA 1



Mejor Máxima Velocidad del Evento

Nº	Concursante	Piloto 1	Piloto 2	Vehículo	Cat	Km/h	Sesión
25	ESCUADERIA BAIX EMPORDÀ	Sergio Vivanco Redondo		BMW M4	5	246.0	CRONOMETRADOS 2
6	VSR MOTORSPORT	Francisco Comendador Romero		NISSAN GT-R	5	238.9	CRONOMETRADOS 1
3	ANGEL LANCHARES ALONSO	Angel Lanchares Alonso	Ramiro Garcia-Pumarino Santofimia	PORSCHE 997 CUP	5	238.4	CRONOMETRADOS 1
88	R.A.C. CIRCUITO GUADALOPE	Luis Lopez Anos	Alvaro Rodríguez Sastre	PORSCHE 968 CS	C-L	233.2	CRONOMETRADOS 2
12	ALEXANDER VILLANUEVA RUIZ	Alexander Villanueva Ruiz		HYUNDAI I20	TCR	231.7	CRONOMETRADOS 2
33	ESCUADERIA BAIX EMPORDÀ	Enric Roig Roldan		HONDA CIVIC TURBO	5	231.2	CARRERA 1
2	ESCUADERIA MOTOR TERRASSA	Luis Aguilera Alvarez		GINETA GT3	5	228.8	ENTRENAMIENTO PRIVADO
7	ESCUADERIA SANTA BARBARA DE UTRILLAS	Ethan Muniesa Ejarque		BMW M3	C-L	228.8	CRONOMETRADOS 1
15	DESGUACES LA TORRE	Juan Carlos Esteban Garcia		PEUGEOT 308	4	222.2	CARRERA 1
1	R.A.C. CIRCUITO GUADALOPE	Ander Gamon Aguinagalde		CUPRA TCR	TCR	216.8	CRONOMETRADOS 1
20	PROMOCOPA	Juan Francisco Gastañaga Martinez		CUPRA VZ	TCR	211.7	CRONOMETRADOS 1
10	MI MOTORSPORT	Alberto Martinez Alvarez		BMW M3 E46	4	211.3	CRONOMETRADOS 1
58	AUTOMOVIL CLUB ALICANTE	Hector Palacios Vazquez		MAZDA MX5	2	210.9	CARRERA 1
4	R.A.C. CIRCUITO GUADALOPE	Ivan Perez Sanchez		PEUGEOT 207 PROTO	3	210.1	CRONOMETRADOS 2
77	PROMOCOPA	Sergio Muñoz De La Vieja		BMW 325	2	209.3	CARRERA 1
8	ESCUADERIA 1000 LAGOS	Javier Moreno Garcia		PEUGEOT 205	1	208.0	CRONOMETRADOS 2
55	CLUB DE AUTOMOVILISMO LA VILA	Vicente Gabriel Valles Piera		FORD FIESTA	3	205.7	CRONOMETRADOS 2
48	ASOCIACION ESPAÑOLA DE CLASICOS DEPORTIVOS	Juan Carlos Zorrilla Hierro		PORSCHE 968 CS	C-L	205.7	CARRERA 1
5	AUTOMOVIL CLUB ZARAGOZA	Carlos Sanz Mostajo	Jose Luis Carrillo German	HYUNDAI COUPE V6	2	202.6	CRONOMETRADOS 1
40	AUTOMOVIL CLUB ZARAGOZA	Francho Echevoyen Cortes		HYUNDAI COUPE V6	2	201.1	CRONOMETRADOS 2
38	ESCUADERIA CERRO NEGRO	Angel Sobrino De Toro		HYUNDAI GETZ JTD	1	197.4	CARRERA 1
14	RX PRO RACING	Mateo Muncharaz Adrado		PEUGEOT 308	4	192.5	ENTRENAMIENTO PRIVADO
18	R.A.C. CIRCUITO GUADALOPE	Jesus Lahoz Martin		ALFA GTV	C-L	192.1	CARRERA 1
26	ESCUADERIA CERRO NEGRO	Emilio Jose Lopez Gonzalez		HYUNDAI GETZ	1	190.1	CARRERA 1
57	BALBOR MOTORSPORT CLUB DE AUTOMOVILISMO	Jaime Cela Talavera		CITROEN SAXO	1	189.4	CARRERA 1
23	R.A.C. CIRCUITO GUADALOPE	Sylvain Xavier Soler		CITROEN SAXO	1	183.6	CARRERA 1
51	ESCUADERIA CENTRO	Jorge Martinez Perez		CITROEN SAXO	1	183.0	CARRERA 1
19	CADEAL MOTOR CLUB	Juan Dominguez Roca		CITROEN SAXO	1	182.7	CARRERA 1
16	R.A.C. CIRCUITO GUADALOPE	Joseba Aranburu Lopez		CITROEN SAXO	1	180.9	CARRERA 1
53	ESCUADERIA CENTRO	Jorge Martinez Garcia	Adrian Martinez Perez	CITROEN SAXO	1	180.6	CRONOMETRADOS 2
37	R.A.C. CIRCUITO GUADALOPE	Victor Cantin Pinilla		CITROEN SAXO	1	178.8	CARRERA 1
9	R.A.C. CIRCUITO GUADALOPE	Daniel Oliver Ponz		CITROEN SAXO	1	177.3	ENTRENAMIENTO PRIVADO
28	R.A.C. CIRCUITO GUADALOPE	Jose Alberto Sanchez Royo		CITROEN SAXO	1	177.3	CARRERA 1
11	R.A.C. CIRCUITO GUADALOPE	Lander Seguin Marcos		CITROEN SAXO	1	177.0	CARRERA 1
50	ESCUADERIA CERRO NEGRO	Jose Avala Oliver		FIAT PUNTO HGT	1	169.2	CARRERA 1





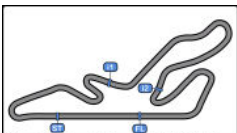
Circuito de Madrid Jarama - RACE
Campeonato RACE de Turismos
CARRERA 1
Cuentavueltas



VTA

Nr	Po	Grid	1	2	3	4	5	6	7	8	9	10	11	12	13	14	15	16
25	1	25	6	6	6	6	6	6	6	6	6	6	6	6	6	6	6	6
6	2	6	25	25	25	25	33	33	33	25	25	25	25	25	25	25	25	25
3	3	3	33	33	33	33	3	25	25	33	33	33	33	33	33	33	33	33
12	4	12	3	3	3	3	12	3	3	12	3	3	3	3	3	3	3	3
7	5	7	12	12	12	12	25	12	12	3	15	15	15	15	15	15	15	15
33	6	33	7	7	15	15	15	15	15	15	12	7	7	7	7	7	7	7
15	7	15	15	15	7	7	7	7	7	7	7	20	20	20	20	20	20	20
20	8	20	4	4	4	4	4	4	4	4	4	4	4	4	4	4	4	4
4	9	4	88	88	20	20	20	20	20	20	20	55	55	77	77	77	77	77
55	10	55	55	77	77	77	77	77	77	55	55	77	77	55	55	58	58	58
88	11	88	77	55	55	55	55	55	55	77	77	58	58	58	58	8	8	8
77	12	77	20	20	88	88	88	88	88	58	58	8	8	8	8	88	88	88
8	13	8	58	58	58	58	58	58	88	8	8	88	88	88	88	48	48	48
58	14	58	8	8	8	8	8	8	8	88	88	48	48	48	48	40	40	40
48	15	48	40	40	40	10	48	48	48	48	48	40	40	40	40	57	57	57
10	16	10	5	10	10	40	40	40	40	40	40	5	5	5	5	26	26	26
5	17	5	10	5	5	5	5	5	5	5	5	26	26	26	26	5	5	5
14	18	14	14	48	48	48	26	26	26	26	26	57	57	57	57			
40	19	40	48	14	26	26	57	57	57	57	57	38	38	18	18			
57	20	57	26	26	38	38	38	38	38	38	38	18	18	16	16			
26	21	26	38	38	57	57	16	16	18	18	18	16	16	51	51			
38	22	38	57	57	16	16	19	18	16	16	16	51	51	23	23			
18	23	18	16	16	19	19	18	19	51	51	51	23	23	19	19			
16	24	16	19	19	51	51	51	51	23	23	23	19	19	37	37			
19	25	19	51	51	23	18	23	23	19	19	19	37	37	28	28			
53	26	53	23	23	18	23	37	37	37	37	37	28	28	50	50			
9	27	9	37	18	37	37	11	11	11	50	50	50	50	11				
51	28	51	11	37	11	11	50	50	50	28	28	11	11					
37	29	37	18	11	14	28	28	28	28	11	11							





Circuito de Madrid Jarama - RACE
Campeonato RACE de Turismos
CARRERA 1
Cuentavueltas



Circuito de Madrid Jarama-RACE 3.850 m.

VTA

Nr	Po	Grid	1	2	3	4	5	6	7	8	9	10	11	12	13	14	15	16
11	30	11	53	28	28	50												
28	31	28	28	50	50													
50	32	50	50															
23	33	23																

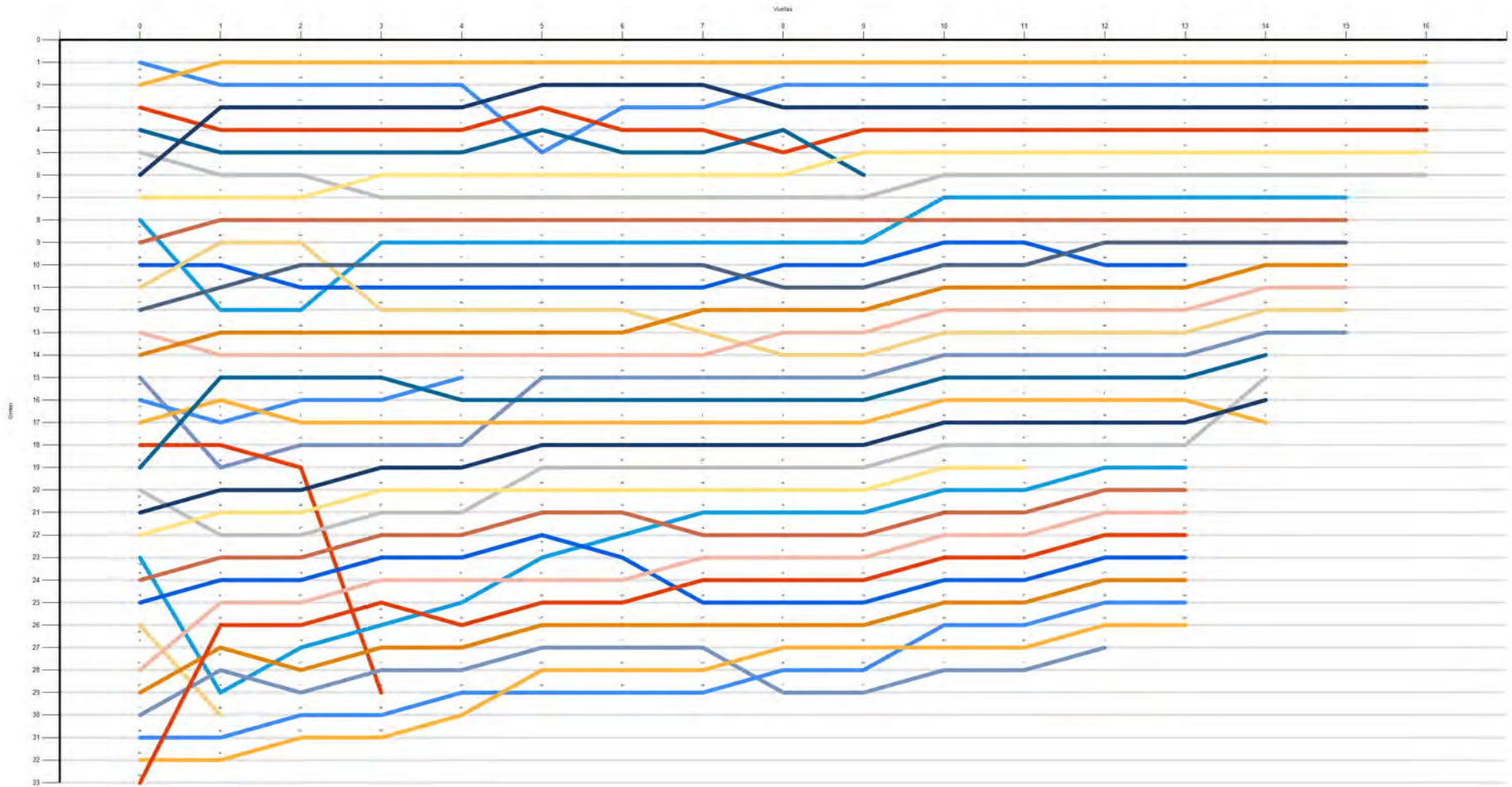


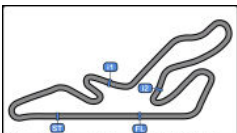


Circuito de Madrid Jarama - RACE
 Campeonato RACE de Turismos
 CARRERA 1
 Cuentavueltas Gráfico



- 1 28
- 2 27
- 3 26
- 4 25
- 5 24
- 6 23
- 7 22
- 8 21
- 9 20
- 10 19
- 11 18
- 12 17
- 13 16
- 14 15
- 15 14
- 16 13
- 17 12
- 18 11
- 19 10
- 20 9
- 21 8
- 22 7
- 23 6
- 24 5
- 25 4
- 26 3
- 27 2
- 28 1





Circuito de Madrid Jarama - RACE

Campeonato RACE de Turismos

CARRERA 1

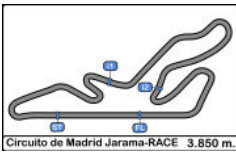
Tiempos Parada en Pit

Circuito de Madrid Jarama-RACE 3.850 m.



Ord	Nr.	In Day Time	Concursante	Piloto 1	Piloto 2	Vehiculo	Cat	Tiempo Entrada	Parada N°	Tiempo Box	Handicap	Diff.
1	11	16:00:30.691	R.A.C. CIRCUITO GUADALOPE	Lander Seguin Marcos		CITROEN SAXO	1	15:38.345	1	1:25.479		





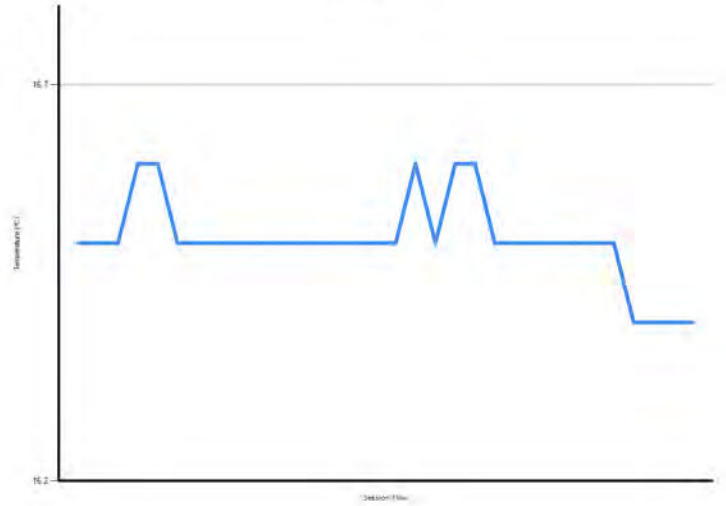
Circuito de Madrid Jarama - RACE
Campeonato RACE de Turismos
CARRERA 1
Informe Meteorológico



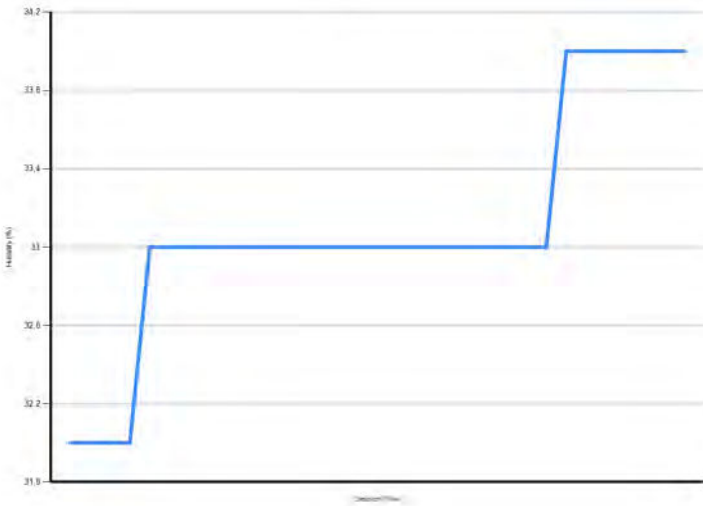
Temperatura Aire



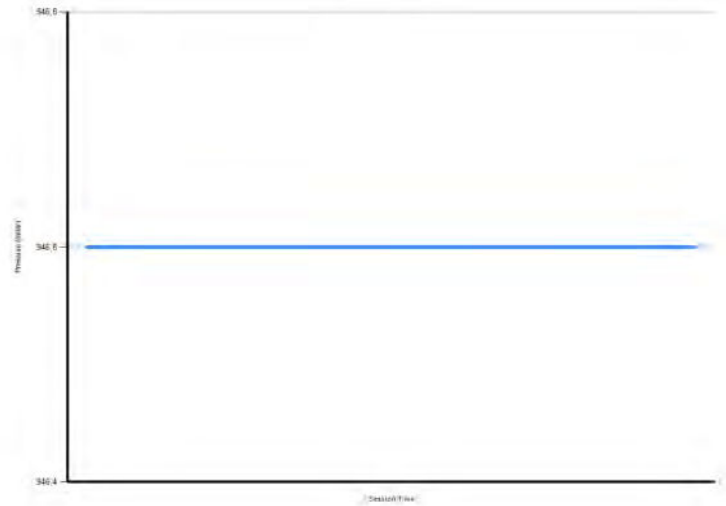
Temperatura Pista



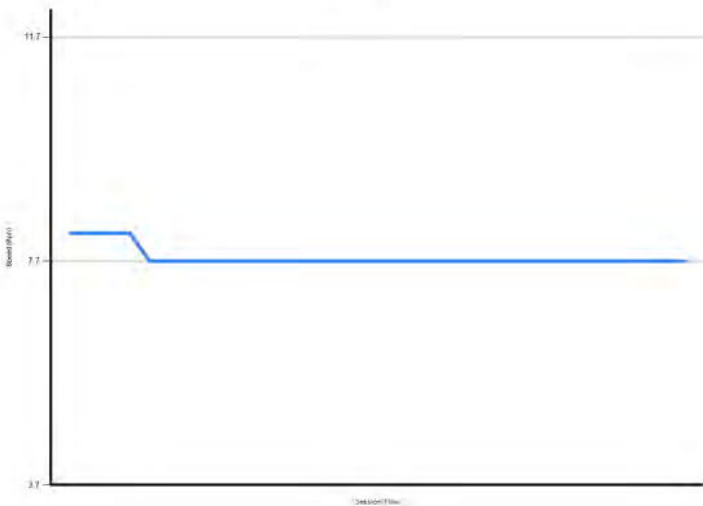
Humidad



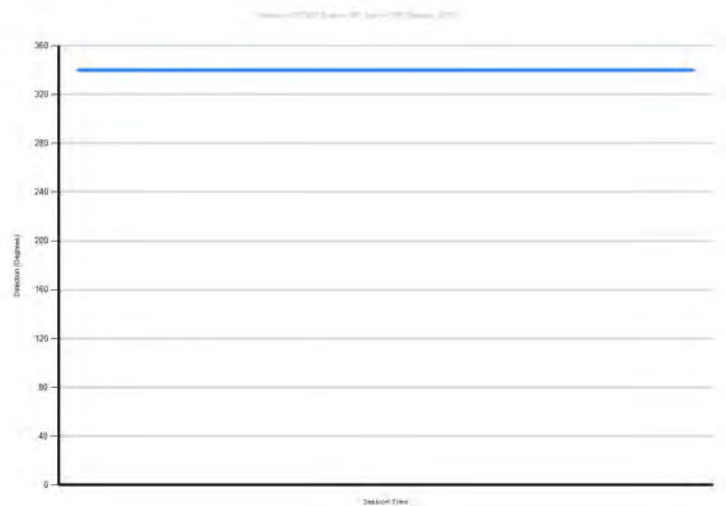
Presión

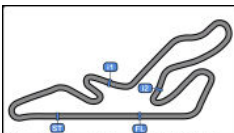


Velocidad Viento



Dirección Viento





Circuito de Madrid Jarama - RACE

Campeonato RACE de Turismos

CARRERA 1

Resultados Finales



Cls	Nº	Concursante	Piloto 1	Piloto 2	Vehiculo	Cat	Cl	Vtas.	Tiempo	Dif 1º	Interval	Km/h	Mejor	Tiempo	Km/h
1	6	VSR MOTORSPORT	Francisco Comendador Romero		NISSAN GT-R	5	1	16	27:18.265			135.3	2	1:38.531	140.6
2	25	ESCUDERIA BAIX EMPORDÀ	Sergio Vivanco Redondo		BMW M4	5	2	16	27:23.014	4.749	4.749	134.9	3	1:37.984	141.4
3	33	ESCUDERIA BAIX EMPORDÀ	Enric Roig Roldan		HONDA CIVIC TURBO	5	3	16	27:31.307	13.042	8.293	134.2	12	1:41.735	136.2
4	3	ANGEL LANCHARES ALONSO	Angel Lanchares Alonso	Ramiro Garcia-Pumarino Santofimia	PORSCHE 997 CUP	5	4	16	27:56.681	38.416	25.374	132.2	3	1:42.564	135.1
5	15	DESGUACES LA TORRE	Juan Carlos Esteban Garcia		PEUGEOT 308	4	1	16	28:10.953	52.688	14.272	131.1	4	1:43.598	133.7
6	7	ESCUDERIA SANTA BARBARA DE	Ethan Muniesa Ejarque		BMW M3	C-L	1	16	28:58.092	1:39.827	47.139	127.5	2	1:45.182	131.7
7	20	PROMOCOPA	Juan Francisco Gastañaga Martinez		CUPRA VZ	TCR	1	15	27:57.306	1 Vta.	1 Vta.	123.9	5	1:49.154	126.9
8	4	R.A.C. CIRCUITO GUADALOPE	Ivan Perez Sanchez		PEUGEOT 207 PROTO	3	1	15	28:10.435	1 Vta.	13.129	122.9	9	1:50.315	125.6
9	77	PROMOCOPA	Sergio Muñoz De La Vieja		BMW 325	2	1	15	28:18.698	1 Vta.	8.263	122.3	4	1:51.686	124.0
10	58	AUTOMOVIL CLUB ALICANTE	Hector Palacios Vazquez		MAZDA MX5	2	2	15	28:23.856	1 Vta.	5.158	122.0	15	1:51.647	124.1
11	8	ESCUDERIA 1000 LAGOS	Javier Moreno Garcia		PEUGEOT 205	1	1	15	28:33.207	1 Vta.	9.351	121.3	13	1:52.096	123.6
12	88	R.A.C. CIRCUITO GUADALOPE	Luis Lopez Anos	Alvaro Rodriguez Sastre	PORSCHE 968 CS	C-L	2	15	28:53.634	1 Vta.	20.427	119.9	2	1:53.044	122.6
13	48*	ASOCIACION ESPAÑOLA DE CLASICOS DEPORTIVOS	Juan Carlos Zorrilla Hierro		PORSCHE 968 CS	C-L	3	15	29:19.397	1 Vta.	25.763	118.1	15	1:52.698	122.9
14	40	AUTOMOVIL CLUB ZARAGOZA	Francho Echegoyen Cortes		HYUNDAI COUPE V6	2	3	14	27:29.727	2 Vtas.	1 Vta.	117.6	11	1:56.584	118.8
15	26	ESCUDERIA CERRO NEGRO	Emilio Jose Lopez Gonzalez		HYUNDAI GETZ	1	2	14	28:05.431	2 Vtas.	35.704	115.1	11	1:57.996	117.4
16	5	AUTOMOVIL CLUB ZARAGOZA	Carlos Sanz Mostajo	Jose Luis Carrillo German	HYUNDAI COUPE V6	2	4	14	28:12.263	2 Vtas.	6.832	114.6	10	1:54.602	120.9
17	57*	BALBOR MOTORSPORT CLUB DE AUTOMOVILISMO	Jaime Cela Talavera		CITROEN SAXO	1	3	14	28:28.280	2 Vtas.	16.017	113.5	14	1:57.645	117.8
18	55	CLUB DE AUTOMOVILISMO LA VILA	Vicente Gabriel Valles Piera		FORD FIESTA	3	2	13	24:38.203	3 Vtas.	1 Vta.	121.8	5	1:51.604	124.1
19	18	R.A.C. CIRCUITO GUADALOPE	Jesus Lahoz Martin		ALFA GTV	C-L	4	13	27:36.133	3 Vtas.	2:57.930	108.7	6	2:02.589	113.0
20	16	R.A.C. CIRCUITO GUADALOPE	Joseba Aranburu Lopez		CITROEN SAXO	1	4	13	27:38.088	3 Vtas.	1.955	108.6	2	2:06.096	109.9
21	51	ESCUDERIA CENTRO	Jorge Martinez Perez		CITROEN SAXO	1	5	13	27:47.752	3 Vtas.	9.664	108.0	6	2:06.648	109.4
22	23	R.A.C. CIRCUITO GUADALOPE	Sylvain Xavier Soler		CITROEN SAXO	1	6	13	27:52.404	3 Vtas.	4.652	107.7	6	2:06.444	109.6
23	19	CADEAL MOTOR CLUB	Juan Dominguez Roca		CITROEN SAXO	1	7	13	27:57.218	3 Vtas.	4.814	107.4	8	2:07.091	109.0
24	37	R.A.C. CIRCUITO GUADALOPE	Victor Cantin Pinilla		CITROEN SAXO	1	8	13	28:16.593	3 Vtas.	19.375	106.2	11	2:08.601	107.7
25	50	ESCUDERIA CERRO NEGRO	Jose Avala Oliver		FIAT PUNTO HGT	1	9	13	29:01.997	3 Vtas.	45.404	103.4	13	2:11.664	105.2
26	28*	R.A.C. CIRCUITO GUADALOPE	Jose Alberto Sanchez Royo		CITROEN SAXO	1	10	13	29:22.463	3 Vtas.	20.466	102.2	11	2:10.718	106.0
27	11	R.A.C. CIRCUITO GUADALOPE	Lander Seguin Marcos		CITROEN SAXO	1	11	12	28:02.658	4 Vtas.	1 Vta.	98.8	10	2:10.768	105.9

Not classified: (Requirements: 75% of number laps of leader = 12 Laps)

38	ESCUDERIA CERRO NEGRO	Angel Sobrino De Toro			HYUNDAI GETZ JTD	1	12	11	22:32.075	5 Vtas.	1 Vta.	112.7	9	1:59.444	116.0
12	ALEXANDER VILLANUEVA RUI	Alexander Villanueva Ruiz			HYUNDAI I20	TCR	2	9	15:54.801	7 Vtas.	2 Vtas.	130.6	4	1:42.312	135.4
10	MI MOTORSPORT	Alberto Martinez Alvarez			BMW M3 E46	4	2	4	7:55.887	12 Vtas.	5 Vtas.	116.4	4	1:55.324	120.1
14	RX PRO RACING	Mateo Muncharaz Adrado			PEUGEOT 308	4	3	3	6:50.560	13 Vtas.	1 Vta.	101.2	2	2:01.310	114.2
53	ESCUDERIA CENTRO	Jorge Martinez Garcia	Adrian Martinez Perez		CITROEN SAXO	1	13	1	2:21.739	15 Vtas.	2 Vtas.	97.7	1	2:21.739	97.7

Publicado a las:.....

Temp Pista: **16.4 °C** Temp Aire: **16.9 °C** Humedad: **34 %** Estado Pista: **SECA**

Comisarios Deportivos:

Rubén Collar

José María Solís

Ángel Linaje

Cronometrador:

María Jesús Gamazo

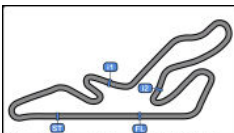
CD-01548-ESP/M

CD-01272-ESP/M

CD-00082-ESP/M

JCR-00499-ESP/M





Circuito de Madrid Jarama-RACE 3.850 m.

Circuito de Madrid Jarama - RACE

Campeonato RACE de Turismos

CARRERA 1

Resultados Finales



Cls	Nº	Concursante	Piloto 1	Piloto 2	Vehiculo	Cat	Cl	Vtas.	Tiempo	Dif 1º	Interval	Km/h	Mejor	Tiempo	Km/h
9		R.A.C. CIRCUITO GUADALOPE	Daniel Oliver Ponz		CITROEN SAXO	1	14								

Vta. Rápida Sergio Vivanco Redondo en 1:37.984 a 141.4 Km/h en la vta. 3

* PENALIZACIONES

Drive through en diferido de 24" para el dorsal #28 según art. 32.4 RDVC

Drive through en diferido de 24" para el dorsal #48 según art. 32.4 RDVC

Drive through en diferido de 24" para el dorsal #57 según art. 32.4 RDVC

Publicado a las:.....

Temp Pista: 16.4 °C Temp Aire: 16.9 °C Humedad: 34 % Estado Pista: SECA

Comisarios Deportivos:

Rubén Collar

José María Solís

Ángel Linaje

Cronometrador: María Jesús Gamazo

CD-01548-ESP/M

CD-01272-ESP/M

CD-00082-ESP/M

JCR-00499-ESP/M





Circuito de Madrid Jarama - RACE
Campeonato RACE de Turismos
CARRERA 2
Parrilla de Salida



33	12	Alexander Villanueva Ruiz		.17.		Luis Aguilera Alvarez	2	32
31	23	Sylvain Xavier Soler		.16.		Emilio Jose Lopez Gonzalez	26	30
29	3	Ramiro Garcia-Pumarino Santofimia	13:04:11.	.15.	2:13.283	Jose Alberto Sanchez Royo	28	28
27	50	Jose Ayala Oliver	2:11.654	.14.	2:10.737	Lander Seguin Marcos	11	26
25	37	Victor Cantin Pinilla	2:08.744	.13.	2:08.664	Juan Dominguez Roca	19	24
23	9	Daniel Oliver Ponz	2:08.008	.12.	2:06.774	Jorge Martinez Perez	51	22
21	16	Joseba Aranburu Lopez	2:06.464	.11.	2:06.345	Jesus Lahoz Martin	18	20
19	53	Adrian Martinez Perez	2:05.229	.10.	2:04.710	Angel Sobrino De Toro	38	18
17	57	Jaime Cela Talavera	1:58.363	.9.	1:57.049	Hector Palacios Vazquez	58	16
15	40	Francho Echegoyen Cortes	1:56.781	.8.	1:55.116	Juan Carlos Zorrilla Hierro	48	14
13	5	Jose Luis Carrillo German	1:54.649	.7.	1:53.037	Alberto Martinez Alvarez	10	12
11	55	Vicente Gabriel Valles Piera	1:51.929	.6.	1:50.810	Sergio Muñoz De La Vieja	77	10
9	8	Javier Moreno Garcia	1:49.926	.5.	1:49.046	Ivan Perez Sanchez	4	8
7	20	Juan Francisco Gastañaga Martinez	1:48.847	.4.	1:44.992	Juan Carlos Esteban Garcia	15	6
5	7	Ethan Muniesa Ejarque	1:44.980	.3.	1:44.336	Enric Roig Roldan	33	4
3	88	Alvaro Rodríguez Sastre	1:42.189	.2.	1:40.160	Sergio Vivanco Redondo	25	2
1	6	Francisco Comendador Romero	1:38.951	.1.				



Pole

Publicada a las:.....

Comisarios Deportivos:

Rubén Collar

CD-01548-ESP/M

José María Solís

CD-01272-ESP/M

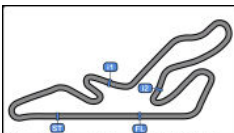
Ángel Linaje

CD-00082-ESP/M

Cronometrador:


 María Jesús Gamazo
 JCR-00499-ESP/M





Circuito de Madrid Jarama - RACE

Campeonato RACE de Turismos

CARRERA 2

Resultados Provisionales



Circuito de Madrid Jarama-RACE 3.850 m.

Cls	Nº	Concursante	Piloto 1	Piloto 2	Vehiculo	Cat	Cl	Vtas.	Tiempo	Dif 1º	Interval	Km/h	Mejor	Tiempo	Km/h
1	25	ESCUDERIA BAIX EMPORDÀ	Sergio Vivanco Redondo		BMW M4	5	1	11	20:42.306			122.7	3	1:39.123	139.8
2	6	VSR MOTORSPORT	Francisco Comendador Romero		NISSAN GT-R	5	2	11	20:42.714	0.408	0.408	122.6	2	1:38.728	140.3
3	33	ESCUDERIA BAIX EMPORDÀ	Enric Roig Roldan		HONDA CIVIC TURBO	5	3	11	20:59.026	16.720	16.312	121.0	2	1:40.665	137.6
4	15	DESGUACES LA TORRE	Juan Carlos Esteban Garcia		PEUGEOT 308	4	1	11	21:01.409	19.103	2.383	120.8	8	1:43.547	133.8
5	12	ALEXANDER VILLANUEVA RUI	Alexander Villanueva Ruiz		HYUNDAI I20	TCR	1	11	21:02.373	20.067	0.964	120.7	5	1:42.638	135.0
6	7	ESCUDERIA SANTA BARBARA DE	Ethan Muniesa Ejarque		BMW M3	C-L	1	11	21:07.014	24.708	4.641	120.3	6	1:45.277	131.6
7	2	ESCUDERIA MOTOR TERRAS	Luis Aguilera Alvarez		GINETA GT3	5	4	11	21:09.001	26.695	1.987	120.1	5	1:44.695	132.3
8	20	PROMOCOPA	Juan Francisco Gastañaga Martinez		CUPRA VZ	TCR	2	11	21:56.247	1:13.941	47.246	115.8	7	1:48.011	128.3
9	4	R.A.C. CIRCUITO GUADALOPE	Ivan Perez Sanchez		PEUGEOT 207 PROTO	3	1	11	22:03.930	1:21.624	7.683	115.1	6	1:50.172	125.8
10	77	PROMOCOPA	Sergio Muñoz De La Vieja		BMW 325	2	1	10	20:52.074	1 Vta.	1 Vta.	110.6	5	1:51.221	124.6
11	8	ESCUDERIA 1000 LAGOS	Javier Moreno Garcia		PEUGEOT 205	1	1	10	20:52.533	1 Vta.	0.459	110.6	7	1:50.829	125.0
12	3	ANGEL LANCHARES ALONSO	Angel Lanchares Alonso	Ramiro Garcia-Pumarino Santofimia	PORSCHE 997 CUP	5	5	10	20:53.437	1 Vta.	0.904	110.5	10	1:50.771	125.1
13	48	ASOCIACION ESPAÑOLA DE CLASICOS DEPORTIVOS	Juan Carlos Zorrilla Hierro		PORSCHE 968 CS	C-L	2	10	20:58.138	1 Vta.	4.701	110.1	7	1:53.508	122.1
14	40	AUTOMOVIL CLUB ZARAGOZA	Francho Echegoyen Cortes		HYUNDAI COUPE V6	2	2	10	21:11.496	1 Vta.	13.358	109.0	5	1:56.219	119.2
15	5	AUTOMOVIL CLUB ZARAGOZA	Carlos Sanz Mostajo	Jose Luis Carrillo German	HYUNDAI COUPE V6	2	3	10	21:13.091	1 Vta.	1.595	108.8	5	1:55.053	120.4
16	57	BALBOR MOTORSPORT CLUB DE AUTOMOVILISMO	Jaime Cela Talavera		CITROEN SAXO	1	2	10	21:20.740	1 Vta.	7.649	108.2	2	1:58.389	117.0
17	58	AUTOMOVIL CLUB ALICANTE	Hector Palacios Vazquez		MAZDA MX5	2	4	10	21:21.605	1 Vta.	0.865	108.1	7	1:51.331	124.4
18	26	ESCUDERIA CERRO NEGRO	Emilio Jose Lopez Gonzalez		HYUNDAI GETZ	1	3	10	21:22.319	1 Vta.	0.714	108.0	10	2:00.706	114.8
19	18	R.A.C. CIRCUITO GUADALOPE	Jesus Lahoz Martin		ALFA GTV	C-L	3	10	21:29.680	1 Vta.	7.361	107.4	6	2:04.356	111.4
20	23	R.A.C. CIRCUITO GUADALOPE	Sylvain Xavier Soler		CITROEN SAXO	1	4	10	21:31.770	1 Vta.	2.090	107.2	7	2:04.926	110.9
21	16	R.A.C. CIRCUITO GUADALOPE	Joseba Aranburu Lopez		CITROEN SAXO	1	5	10	21:33.955	1 Vta.	2.185	107.1	3	2:05.466	110.4
22	51	ESCUDERIA CENTRO	Jorge Martinez Perez		CITROEN SAXO	1	6	9	20:17.747	2 Vtas.	1 Vta.	102.4	3	2:06.648	109.4
23	37	R.A.C. CIRCUITO GUADALOPE	Victor Cantin Pinilla		CITROEN SAXO	1	7	9	21:10.967	2 Vtas.	53.220	98.1	3	2:08.639	107.7
24	11	R.A.C. CIRCUITO GUADALOPE	Lander Seguin Marcos		CITROEN SAXO	1	8	9	21:14.806	2 Vtas.	3.839	97.8	2	2:09.389	107.1
25	28	R.A.C. CIRCUITO GUADALOPE	Jose Alberto Sanchez Royo		CITROEN SAXO	1	9	9	21:27.916	2 Vtas.	13.110	96.8	6	2:12.604	104.5
26	50	ESCUDERIA CERRO NEGRO	Jose Avala Oliver		FIAT PUNTO HGT	1	10	9	21:29.302	2 Vtas.	1.386	96.7	6	2:12.778	104.3

Not classified: (Requirements: 75% of number laps of leader = 9 Laps)

19	CADEAL MOTOR CLUB	Juan Dominguez Roca			CITROEN SAXO	1	11	6	12:55.791	5 Vtas.	3 Vtas.	107.1	3	2:06.879	109.2
88	R.A.C. CIRCUITO GUADALOPE	Luis Lopez Anos	Alvaro Rodriguez Sastre		PORSCHE 968 CS	C-L	4	6	21:05.974	5 Vtas.	8:10.183	65.6	6	1:50.932	124.9
55	CLUB DE AUTOMOVILISMO LA VILA	Vicente Gabriel Valles Piera			FORD FIESTA	3	2								
10	MI MOTORSPORT	Alberto Martinez Alvarez			BMW M3 E46	4	2								
38	ESCUDERIA CERRO NEGRO	Angel Sobrino De Toro			HYUNDAI GETZ JTD	1	12								
53	ESCUDERIA CENTRO	Jorge Martinez Garcia	Adrian Martinez Perez		CITROEN SAXO	1	13								

Publicado a las:.....

Temp Pista: 14.8 °C Temp Aire: 16.0 °C Humedad: 38 % Estado Pista: SECA

Director Carrera:

F. Javier Soler

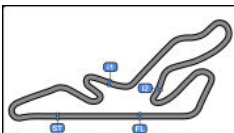
DC-00502-ESP/M

Cronometrador:

María Jesús Gamazo

JCR-00499-ESP/M





Circuito de Madrid Jarama-RACE 3.850 m.

Circuito de Madrid Jarama - RACE Campeonato RACE de Turismos CARRERA 2



Resultados Provisionales

Cls	Nº	Concursante	Piloto 1	Piloto 2	Vehiculo	Cat	Cl	Vtas.	Tiempo	Dif 1º	Interval	Km/h	Mejor	Tiempo	Km/h
9		R.A.C. CIRCUITO GUADALOPE	Daniel Oliver Ponz		CITROEN SAXO	1		14							

Vta. Rápida Francisco Comendador Romero en 1:38.728 a 140.3 Km/h en la vta. 2

Publicado a las:.....

Temp Pista: 14.8 °C Temp Aire: 16.0 °C Humedad: 38 % Estado Pista: SECA

Director Carrera:

F. Javier Soler

DC-00502-ESP/M

Cronometrador:

María Jesús Gamazo

JCR-00499-ESP/M





Circuito de Madrid Jarama - RACE
Campeonato RACE de Turismos
CARRERA 2
Resultados Provisionales por Categoría



Categoría 5

Cls	Nº	Concursante	Piloto 1	Piloto 2	Vehiculo	Cat	Cl	Vtas.	Tiempo	Dif 1º	Interval	Km/h	Mejor	Tiempo	Km/h
1	25	ESCUADERIA BAIX EMPORDÀ	Sergio Vivanco Redondo		BMW M4	5	1	11	20:42.306			122.7	3	1:39.123	139.8
2	6	VSR MOTORSPORT	Francisco Comendador Romero		NISSAN GT-R	5	2	11	20:42.714	0.408	0.408	122.6	2	1:38.728	140.3
3	33	ESCUADERIA BAIX EMPORDÀ	Enric Roig Roldan		HONDA CIVIC TURBO	5	3	11	20:59.026	16.720	16.312	121.0	2	1:40.665	137.6
4	2	ESCUADERIA MOTOR TERRAS	Luis Aguilera Alvarez		GINETA GT3	5	4	11	21:09.001	26.695	9.975	120.1	5	1:44.695	132.3
5	3	ANGEL LANCHARES ALONSO	Angel Lanchares Alonso	Ramiro Garcia-Pumarino Santofimia	PORSCHE 997 CUP	5	5	10	20:53.437	1 Vta.	1 Vta.	110.5	10	1:50.771	125.1

Categoría 4

Cls	Nº	Concursante	Piloto 1	Piloto 2	Vehiculo	Cat	Cl	Vtas.	Tiempo	Dif 1º	Interval	Km/h	Mejor	Tiempo	Km/h
1	15	DESGUACES LA TORRE	Juan Carlos Esteban Garcia		PEUGEOT 308	4	1	11	21:01.409			120.8	8	1:43.547	133.8
Not classified: (Requirements: 75% of number laps of leader = 9 Laps)															
10		MI MOTORSPORT	Alberto Martinez Alvarez		BMW M3 E46	4	2								

TCR

Cls	Nº	Concursante	Piloto 1	Piloto 2	Vehiculo	Cat	Cl	Vtas.	Tiempo	Dif 1º	Interval	Km/h	Mejor	Tiempo	Km/h
1	12	ALEXANDER VILLANUEVA RUI	Alexander Villanueva Ruiz		HYUNDAI I20	TCR	1	11	21:02.373			120.7	5	1:42.638	135.0
2	20	PROMOCOPA	Juan Francisco Gastañaga Martinez		CUPRA VZ	TCR	2	11	21:56.247	53.874	53.874	115.8	7	1:48.011	128.3

C-L

Cls	Nº	Concursante	Piloto 1	Piloto 2	Vehiculo	Cat	Cl	Vtas.	Tiempo	Dif 1º	Interval	Km/h	Mejor	Tiempo	Km/h
1	7	ESCUADERIA SANTA BARBARA DE TURISME	Ethan Muniesa Ejarque		BMW M3	C-L	1	11	21:07.014			120.3	6	1:45.277	131.6
2	48	ASOCIACION ESPAÑOLA DE CLASICOS DEPORTIVOS	Juan Carlos Zorrilla Hierro		PORSCHE 968 CS	C-L	2	10	20:58.138	1 Vta.	1 Vta.	110.1	7	1:53.508	122.1
3	18	R.A.C. CIRCUITO GUADALOPE	Jesus Lahoz Martin		ALFA GTV	C-L	3	10	21:29.680	1 Vta.	31.542	107.4	6	2:04.356	111.4
Not classified: (Requirements: 75% of number laps of leader = 9 Laps)															
88		R.A.C. CIRCUITO GUADALOPE	Luis Lopez Anos	Alvaro Rodríguez Sastre	PORSCHE 968 CS	C-L	4	6	21:05.974	5 Vtas.	4 Vtas.	65.6	6	1:50.932	124.9

Categoría 3

Cls	Nº	Concursante	Piloto 1	Piloto 2	Vehiculo	Cat	Cl	Vtas.	Tiempo	Dif 1º	Interval	Km/h	Mejor	Tiempo	Km/h
1	4	R.A.C. CIRCUITO GUADALOPE	Ivan Perez Sanchez		PEUGEOT 207 PROTO	3	1	11	22:03.930			115.1	6	1:50.172	125.8
Not classified: (Requirements: 75% of number laps of leader = 9 Laps)															
55		CLUB DE AUTOMOVILISMO LA VILA	Vicente Gabriel Valles Piera		FORD FIESTA	3	2								

Categoría 2

Cls	Nº	Concursante	Piloto 1	Piloto 2	Vehiculo	Cat	Cl	Vtas.	Tiempo	Dif 1º	Interval	Km/h	Mejor	Tiempo	Km/h
1	77	PROMOCOPA	Sergio Muñoz De La Vieja		BMW 325	2	1	10	20:52.074			110.6	5	1:51.221	124.6

Publicado a las:..... Temp Pista: 14.8 °C Temp Aire: 16.0 °C Humedad: 38 % Estado Pista: SECA

Director Carrera:	F. Javier Soler	Cronometrador:	Maria Jesús Gamazo
	DC-00502-ESP/M		JCR-00499-ESP/M





Circuito de Madrid Jarama - RACE
Campeonato RACE de Turismos
CARRERA 2
Resultados Provisionales por Categoría



Categoría 2															
Cls	Nº	Concursante	Piloto 1	Piloto 2	Vehiculo	Cat	Cl	Vtas.	Tiempo	Dif 1º	Interval	Km/h	Mejor	Tiempo	Km/h
2	40	AUTOMOVIL CLUB ZARAGOZA	Francho Echegoyen Cortes		HYUNDAI COUPE V6	2	2	10	21:11.496	19.422	19.422	109.0	5	1:56.219	119.2
3	5	AUTOMOVIL CLUB ZARAGOZA	Carlos Sanz Mostajo	Jose Luis Carrillo German	HYUNDAI COUPE V6	2	3	10	21:13.091	21.017	1.595	108.8	5	1:55.053	120.4
4	58	AUTOMOVIL CLUB ALICANTE	Hector Palacios Vazquez		MAZDA MX5	2	4	10	21:21.605	29.531	8.514	108.1	7	1:51.331	124.4

Categoría 1															
Cls	Nº	Concursante	Piloto 1	Piloto 2	Vehiculo	Cat	Cl	Vtas.	Tiempo	Dif 1º	Interval	Km/h	Mejor	Tiempo	Km/h
1	8	ESCUADERIA 1000 LAGOS	Javier Moreno Garcia		PEUGEOT 205	1	1	10	20:52.533			110.6	7	1:50.829	125.0
2	57	BALBOR MOTORSPORT CLUB DE AUTOMOVILISMO	Jaime Cela Talavera		CITROEN SAXO	1	2	10	21:20.740	28.207	28.207	108.2	2	1:58.389	117.0
3	26	ESCUADERIA CERRO NEGRO	Emilio Jose Lopez Gonzalez		HYUNDAI GETZ	1	3	10	21:22.319	29.786	1.579	108.0	10	2:00.706	114.8
4	23	R.A.C. CIRCUITO GUADALOPE	Sylvain Xavier Soler		CITROEN SAXO	1	4	10	21:31.770	39.237	9.451	107.2	7	2:04.926	110.9
5	16	R.A.C. CIRCUITO GUADALOPE	Joseba Aranburu Lopez		CITROEN SAXO	1	5	10	21:33.955	41.422	2.185	107.1	3	2:05.466	110.4
6	51	ESCUADERIA CENTRO	Jorge Martinez Perez		CITROEN SAXO	1	6	9	20:17.747	1 Vta.	1 Vta.	102.4	3	2:06.648	109.4
7	37	R.A.C. CIRCUITO GUADALOPE	Victor Cantin Pinilla		CITROEN SAXO	1	7	9	21:10.967	1 Vta.	53.220	98.1	3	2:08.639	107.7
8	11	R.A.C. CIRCUITO GUADALOPE	Lander Seguin Marcos		CITROEN SAXO	1	8	9	21:14.806	1 Vta.	3.839	97.8	2	2:09.389	107.1
9	28	R.A.C. CIRCUITO GUADALOPE	Jose Alberto Sanchez Royo		CITROEN SAXO	1	9	9	21:27.916	1 Vta.	13.110	96.8	6	2:12.604	104.5
10	50	ESCUADERIA CERRO NEGRO	Jose Avala Oliver		FIAT PUNTO HGT	1	10	9	21:29.302	1 Vta.	1.386	96.7	6	2:12.778	104.3

Not classified: (Requirements: 75% of number laps of leader = 9 Laps)

19	CADEAL MOTOR CLUB	Juan Dominguez Roca			CITROEN SAXO	1	11	6	12:55.791	4 Vtas.	3 Vtas.	107.1	3	2:06.879	109.2
38	ESCUADERIA CERRO NEGRO	Angel Sobrino De Toro			HYUNDAI GETZ JTD	1	12								
53	ESCUADERIA CENTRO	Jorge Martinez Garcia	Adrian Martinez Perez		CITROEN SAXO	1	13								
9	R.A.C. CIRCUITO GUADALOPE	Daniel Oliver Ponz			CITROEN SAXO	1	14								

Vta. Rápida Francisco Comendador Romero en 1:38.728 a 140.3 Km/h en la vta. 2

Publicado a las:.....

Temp Pista: 14.8 °C Temp Aire: 16.0 °C Humedad: 38 % Estado Pista: SECA

Director Carrera:

F. Javier Soler

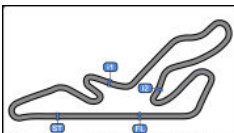
DC-00502-ESP/M

Cronometrador:

María Jesús Gamazo

JCR-00499-ESP/M





Circuito de Madrid Jarama - RACE

Campeonato RACE de Turismos

CARRERA 2

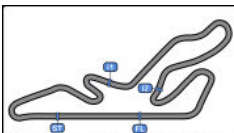
Clasificación Provisional por Vuelta Rápida de Piloto



Circuito de Madrid Jarama-RACE 3.850 m.

Clas	Nº	Concursante	Vehiculo	Piloto	Cat	Clas	Vtas.	Mejor	Tiempo	Dif 1º	Interval	Km/h
1	6	VSR MOTORSPORT	NISSAN GT-R	Francisco Comendador Romero	5	1	11	2	1:38.728			140.3
2	25	ESCUADERIA BAIX EMPORDÀ	BMW M4	Sergio Vivanco Redondo	5	2	11	3	1:39.123	0.395	0.395	139.8
3	33	ESCUADERIA BAIX EMPORDÀ	HONDA CIVIC TURBO	Enric Roia Roldan	5	3	11	2	1:40.665	1.937	1.542	137.6
4	12	ALEXANDER VILLANUEVA RUIZ	HYUNDAI I20	Alexander Villanueva Ruiz	TCR	1	11	5	1:42.638	3.910	1.973	135.0
5	15	DESGUACES LA TORRE	PEUGEOT 308	Juan Carlos Esteban Garcia	4	1	11	8	1:43.547	4.819	0.909	133.8
6	2	ESCUADERIA MOTOR TERRASSA	GINETA GT3	Luis Aquilera Alvarez	5	4	11	5	1:44.695	5.967	1.148	132.3
7	7	ESCUADERIA SANTA BARBARA DE U	BMW M3	Ethan Muniesa Ejarque	C-L	1	11	6	1:45.277	6.549	0.582	131.6
8	20	PROMOCOPA	CUPRA VZ	Juan Francisco Gastañaga Martinez	TCR	2	11	7	1:48.011	9.283	2.734	128.3
9	4	R.A.C. CIRCUITO GUADALOPE	PEUGEOT 207 PROTO	Ivan Perez Sanchez	3	1	11	6	1:50.172	11.444	2.161	125.8
10	3	ANGEL LANCHARES ALONSO	PORSCHE 997 CUP	Ramiro Garcia-Pumarino Santofimia	5	5	10	10	1:50.771	12.043	0.599	125.1
11	8	ESCUADERIA 1000 LAGOS	PEUGEOT 205	Javier Moreno Garcia	1	1	10	7	1:50.829	12.101	0.058	125.0
12	88	R.A.C. CIRCUITO GUADALOPE	PORSCHE 968 CS	Alvaro Rodríguez Sastre	C-L	2	6	6	1:50.932	12.204	0.103	124.9
13	77	PROMOCOPA	BMW 325	Sergio Muñoz De La Vieia	2	1	10	5	1:51.221	12.493	0.289	124.6
14	58	AUTOMOVIL CLUB ALICANTE	MAZDA MX5	Hector Palacios Vazquez	2	2	10	7	1:51.331	12.603	0.110	124.4
15	48	ASOCIACION ESPAÑOLA DE CLASI	PORSCHE 968 CS	Juan Carlos Zorrilla Hierro	C-L	3	10	7	1:53.508	14.780	2.177	122.1
16	5	AUTOMOVIL CLUB ZARAGOZA	HYUNDAI COUPE V6	Jose Luis Carrillo German	2	3	10	5	1:55.053	16.325	1.545	120.4
17	40	AUTOMOVIL CLUB ZARAGOZA	HYUNDAI COUPE V6	Francho Echeoven Cortes	2	4	10	5	1:56.219	17.491	1.166	119.2
18	57	BALBOR MOTORSPORT CLUB DE A	CITROEN SAXO	Jaime Cela Talavera	1	2	10	2	1:58.389	19.661	2.170	117.0
19	26	ESCUADERIA CERRO NEGRO	HYUNDAI GETZ	Emilio Jose Lopez Gonzalez	1	3	10	10	2:00.706	21.978	2.317	114.8
20	18	R.A.C. CIRCUITO GUADALOPE	ALFA GTV	Jesus Lahoz Martin	C-L	4	10	6	2:04.356	25.628	3.650	111.4
21	23	R.A.C. CIRCUITO GUADALOPE	CITROEN SAXO	Sylvain Xavier Soler	1	4	10	7	2:04.926	26.198	0.570	110.9
22	16	R.A.C. CIRCUITO GUADALOPE	CITROEN SAXO	Joseba Aranburu Lopez	1	5	10	3	2:05.466	26.738	0.540	110.4
23	51	ESCUADERIA CENTRO	CITROEN SAXO	Jorge Martinez Perez	1	6	9	3	2:06.648	27.920	1.182	109.4
24	19	CADEAL MOTOR CLUB	CITROEN SAXO	Juan Dominquez Roca	1	7	6	3	2:06.879	28.151	0.231	109.2
25	37	R.A.C. CIRCUITO GUADALOPE	CITROEN SAXO	Victor Cantin Pinilla	1	8	9	3	2:08.639	29.911	1.760	107.7
26	11	R.A.C. CIRCUITO GUADALOPE	CITROEN SAXO	Lander Sequin Marcos	1	9	9	2	2:09.389	30.661	0.750	107.1
27	28	R.A.C. CIRCUITO GUADALOPE	CITROEN SAXO	Jose Alberto Sanchez Rovó	1	10	9	6	2:12.604	33.876	3.215	104.5
28	50	ESCUADERIA CERRO NEGRO	FIAT PUNTO HGT	Jose Avala Oliver	1	11	9	6	2:12.778	34.050	0.174	104.3





Circuito de Madrid Jarama - RACE

Campeonato RACE de Turismos

CARRERA 2

Distancia y Velocidad Media

Circuito de Madrid Jarama-RACE 3.850 m.



Cls	Nº	Concursante	Piloto 1	Piloto 2	Vehiculo	Cat	Cls	Vtas.	Distancia	Tiempo Total	Km/h
1	25	ESCUDERIA BAIX EMPORDÀ	Sergio Vivanco Redondo		BMW M4	5	1	11	42.35	20:42.306	122.7
2	6	VSR MOTORSPORT	Francisco Comendador Romero		NISSAN GT-R	5	2	11	42.35	20:42.714	122.6
3	33	ESCUDERIA BAIX EMPORDÀ	Enric Roig Roldan		HONDA CIVIC TURBO	5	3	11	42.35	20:59.026	121.0
4	15	DESGUACES LA TORRE	Juan Carlos Esteban Garcia		PEUGEOT 308	4	1	11	42.35	21:01.409	120.8
5	12	ALEXANDER VILLANUEVA RUIZ	Alexander Villanueva Ruiz		HYUNDAI I20	TCR	1	11	42.35	21:02.373	120.7
6	7	ESCUDERIA SANTA BARBARA DE UTRILLAS	Ethan Muniesa Ejarque		BMW M3	C-L	1	11	42.35	21:07.014	120.3
7	2	ESCUDERÍA MOTOR TERRASSA	Luis Aguilera Alvarez		GINETA GT3	5	4	11	42.35	21:09.001	120.1
8	20	PROMOCOPA	Juan Francisco Gastañaga Martinez		CUPRA VZ	TCR	2	11	42.35	21:56.247	115.8
9	4	R.A.C. CIRCUITO GUADALOPE	Ivan Perez Sanchez		PEUGEOT 207 PROTO	3	1	11	42.35	22:03.930	115.1
10	77	PROMOCOPA	Sergio Muñoz De La Vieja		BMW 325	2	1	10	38.50	20:52.074	110.6
11	8	ESCUDERIA 1000 LAGOS	Javier Moreno Garcia		PEUGEOT 205	1	1	10	38.50	20:52.533	110.6
12	3	ANGEL LANCHARES ALONSO	Angel Lanchares Alonso	Ramiro Garcia-Pumarino Santofimia	PORSCHE 997 CUP	5	5	10	38.50	20:53.437	110.5
13	48	ASOCIACION ESPAÑOLA DE CLASICOS DEPORTIVOS	Juan Carlos Zorrilla Hierro		PORSCHE 968 CS	C-L	2	10	38.50	20:58.138	110.1
14	40	AUTOMOVIL CLUB ZARAGOZA	Francho Echegegoyen Cortes		HYUNDAI COUPE V6	2	2	10	38.50	21:11.496	109.0
15	5	AUTOMOVIL CLUB ZARAGOZA	Carlos Sanz Mostajo	Jose Luis Carrillo German	HYUNDAI COUPE V6	2	3	10	38.50	21:13.091	108.8
16	57	BALBOR MOTORSPORT CLUB DE AUTOMOVILISMO	Jaime Cela Talavera		CITROEN SAXO	1	2	10	38.50	21:20.740	108.2
17	58	AUTOMOVIL CLUB ALICANTE	Hector Palacios Vazquez		MAZDA MX5	2	4	10	38.50	21:21.605	108.1
18	26	ESCUDERIA CERRO NEGRO	Emilio Jose Lopez Gonzalez		HYUNDAI GETZ	1	3	10	38.50	21:22.319	108.0
19	18	R.A.C. CIRCUITO GUADALOPE	Jesus Lahoz Martin		ALFA GTV	C-L	3	10	38.50	21:29.680	107.4
20	23	R.A.C. CIRCUITO GUADALOPE	Sylvain Xavier Soler		CITROEN SAXO	1	4	10	38.50	21:31.770	107.2
21	16	R.A.C. CIRCUITO GUADALOPE	Joseba Aranburu Lopez		CITROEN SAXO	1	5	10	38.50	21:33.955	107.1
22	51	ESCUDERIA CENTRO	Jorge Martinez Perez		CITROEN SAXO	1	6	9	34.65	20:17.747	102.4
23	37	R.A.C. CIRCUITO GUADALOPE	Victor Cantin Pinilla		CITROEN SAXO	1	7	9	34.65	21:10.967	98.1
24	11	R.A.C. CIRCUITO GUADALOPE	Lander Seguin Marcos		CITROEN SAXO	1	8	9	34.65	21:14.806	97.8
25	28	R.A.C. CIRCUITO GUADALOPE	Jose Alberto Sanchez Royo		CITROEN SAXO	1	9	9	34.65	21:27.916	96.8
26	50	ESCUDERIA CERRO NEGRO	Jose Avala Oliver		FIAT PUNTO HGT	1	10	9	34.65	21:29.302	96.7

Not classified: (Requirements: 75% of number laps of leader = 9 Laps)

19	CADEAL MOTOR CLUB	Juan Dominguez Roca			CITROEN SAXO	1	11	6	23.10	12:55.791	107.1
88	R.A.C. CIRCUITO GUADALOPE	Luis Lopez Anos	Alvaro Rodriguez Sastre		PORSCHE 968 CS	C-L	4	6	23.10	21:05.974	65.6
55	CLUB DE AUTOMOVILISMO LA VILA	Vicente Gabriel Valles Piera			FORD FIESTA	3	2				
10	MI MOTORSPORT	Alberto Martinez Alvarez			BMW M3 E46	4	2				
38	ESCUDERIA CERRO NEGRO	Angel Sobrino De Toro			HYUNDAI GETZ JTD	1	12				
53	ESCUDERIA CENTRO	Jorge Martinez Garcia	Adrian Martinez Perez		CITROEN SAXO	1	13				
9	R.A.C. CIRCUITO GUADALOPE	Daniel Oliver Ponz			CITROEN SAXO	1	14				





Circuito de Madrid Jarama - RACE
Campeonato RACE de Turismos
CARRERA 2
Tiempos Por Vuelta



2	Luis Aguilera Alvarez	6	Francisco Comendador Romero
	GINETA GT3		NISSAN GT-R
5	ESCUDERÍA MOTOR TERRASSA	5	VSR MOTORSPORT

Vta	D	Tiempo	Sector 1	Sector 2	Sector 3	T. Spd	Elapsed	Vta	D	Tiempo	Sector 1	Sector 2	Sector 3	T. Spd	Elapsed
1		2:05.412	55.949	38.839	30.624	135.5	2:05.412	1		1:40.540	39.771	32.778	27.991	139.3	1:40.540
2		1:47.523	40.823	37.108	29.592	213.8	3:52.935	2		1:38.728	38.285	32.619	27.824	236.3	3:19.268
3		1:48.500	42.134	36.617	29.749	219.0	5:41.435	3		1:39.186	38.381	32.730	28.075	233.2	4:58.454
4		1:45.556	41.663	34.959	28.934	219.9	7:26.991	4		1:40.564	38.102	34.303	28.159	240.0	6:39.018
5		1:44.695	40.762	34.782	29.151	236.8	9:11.686	5		1:42.824	38.928	35.453	28.443	223.1	8:21.842
6		1:46.796	40.958	35.156	30.682	223.1	10:58.482	6		1:41.101	38.561	33.166	29.374	236.3	10:02.943
7		1:48.892	40.866	37.647	30.379	226.8	12:47.374	7		1:41.901	39.197	33.934	28.770	218.1	11:44.844
8		1:49.390	42.196	35.954	31.240	227.3	14:36.764	8		1:42.159	39.506	34.173	28.480	224.5	13:27.003
9		2:21.165	54.284	48.364	38.517	156.5	16:57.929	9		1:49.391	39.919	33.621	35.851	216.0	15:16.394
10		2:22.069	56.112	48.245	37.712	122.0	19:19.998	10		3:41.999	1:25.800	1:39.550	36.649	77.3	18:58.393
11		1:49.003	43.006	35.761	30.236	217.7	21:09.001	11		1:44.321	42.002	33.962	28.357	189.1	20:42.714

3	Angel Lanchares Alonso	7	Ethan Muniesa Ejarque
	PORSCHE 997 CUP		BMW M3
5	RAMIRO GARCIA-PUMARINO	C-L	ESCUDERIA SANTA BARBARA

Vta	D	Tiempo	Sector 1	Sector 2	Sector 3	T. Spd	Elapsed	Vta	D	Tiempo	Sector 1	Sector 2	Sector 3	T. Spd	Elapsed
1	2	2:08.249	55.396	40.300	32.553	129.6	2:08.249	1		1:49.139	44.044	35.331	29.764	116.3	1:49.139
2	2	1:55.839	44.348	39.100	32.391	181.5	4:04.088	2		1:45.653	40.907	34.946	29.800	216.0	3:34.792
3	2	1:56.318	45.143	39.163	32.012	187.5	6:00.406	3		1:45.323	40.931	34.866	29.526	216.8	5:20.115
4	2	1:52.115	42.807	37.847	31.461	204.5	7:52.521	4		1:45.497	40.991	34.907	29.599	211.3	7:05.612
5	2	1:53.489	44.315	37.920	31.254	191.8	9:46.010	5		1:45.515	40.558	35.375	29.582	214.2	8:51.127
6	2	1:50.888	43.036	36.996	30.856	204.1	11:36.898	6		1:45.277	40.526	34.746	30.005	221.7	10:36.404
7	2	1:53.556	42.461	39.709	31.386	210.1	13:30.454	7		1:45.852	40.714	34.968	30.170	223.1	12:22.256
8	2	1:58.688	43.340	38.751	36.597	205.7	15:29.142	8		1:45.896	41.255	34.921	29.720	224.5	14:08.152
9	2	3:33.524	1:16.850	1:39.868	36.806	119.3	19:02.666	9		2:14.126	41.568	51.725	40.833	215.1	16:22.278
10	2	1:50.771	43.959	36.416	30.396	188.1	20:53.437	10		2:52.022	1:01.979	1:12.803	37.240	96.2	19:14.300
								11		1:52.714	45.997	36.439	30.278	205.7	21:07.014

4	Ivan Perez Sanchez	8	Javier Moreno Garcia
	PEUGEOT 207 PROTO		PEUGEOT 205
3	R.A.C. CIRCUITO GUADALOPE	1	ESCUDERIA 1000 LAGOS

Vta	D	Tiempo	Sector 1	Sector 2	Sector 3	T. Spd	Elapsed	Vta	D	Tiempo	Sector 1	Sector 2	Sector 3	T. Spd	Elapsed
1		1:58.927	47.469	39.899	31.559	129.4	1:58.927	1		2:01.746	50.133	38.773	32.840	126.7	2:01.746
2		1:52.508	42.564	38.813	31.131	200.0	3:51.435	2		1:55.297	43.379	40.112	31.806	203.3	3:57.043
3		1:52.370	42.986	38.210	31.174	204.5	5:43.805	3		1:52.669	43.498	37.704	31.467	198.8	5:49.712
4		1:50.866	42.374	37.391	31.101	201.1	7:34.671	4		1:51.831	43.037	37.311	31.483	198.1	7:41.543
5		1:51.116	42.603	37.433	31.080	202.2	9:25.787	5		1:51.480	43.038	37.289	31.153	204.1	9:33.023
6		1:50.172	42.657	36.876	30.639	197.8	11:15.959	6		1:51.149	43.002	36.971	31.176	200.7	11:24.172
7		1:50.205	42.295	36.968	30.942	210.1	13:06.164	7		1:50.829	42.820	37.005	31.004	197.8	13:15.001
8		1:53.334	42.212	36.962	34.160	205.3	14:59.498	8		2:00.033	43.079	38.352	38.602	193.8	15:15.034
9		3:06.215	1:34.492	56.315	35.408	82.2	18:05.713	9		3:43.240	1:26.050	1:39.129	38.061	101.3	18:58.274
10		2:00.616	47.727	40.228	32.661	171.7	20:06.329	10		1:54.259	44.182	37.666	32.411	196.7	20:52.533
11		1:57.601	45.883	38.255	33.463	169.0	22:03.930								

5	Carlos Sanz Mostajo	11	Lander Seguin Marcos
	HYUNDAI COUPE V6		CITROEN SAXO
2	JOSE LUIS CARRILLO GERMAN	1	R.A.C. CIRCUITO GUADALOPE

Vta	D	Tiempo	Sector 1	Sector 2	Sector 3	T. Spd	Elapsed	Vta	D	Tiempo	Sector 1	Sector 2	Sector 3	T. Spd	Elapsed
1	2	2:04.597	50.041	42.149	32.407	127.9	2:04.597	1		2:18.695	58.039	44.123	36.533	127.9	2:18.695
2	2	1:58.853	45.299	39.499	34.055	196.3	4:03.450	2		2:09.389	48.974	43.828	36.587	176.1	4:28.084
3	2	1:58.294	46.335	39.248	32.711	179.1	6:01.744	3		2:09.588	49.250	44.009	36.329	175.6	6:37.672
4	2	1:56.212	43.881	39.013	33.318	201.1	7:57.956	4		2:10.094	49.153	44.173	36.768	171.1	8:47.766
5	2	1:55.053	43.988	39.019	32.046	198.8	9:53.009	5		2:12.266	50.654	44.563	37.049	172.5	11:00.032
6	2	1:56.292	43.973	40.008	32.311	199.6	11:49.301	6		2:12.505	49.952	44.685	37.868	171.4	13:12.537
7	2	1:56.076	44.047	39.028	33.001	198.1	13:45.377	7		2:15.803	50.885	46.388	38.530	160.4	15:28.340
8	2	2:09.187	44.834	45.660	38.693	199.6	15:54.564	8		3:33.974	1:16.541	1:39.145	38.288	114.0	19:02.314
9	2	3:18.123	55.361	1:40.778	41.984	144.5	19:12.687	9		2:12.492	49.271	46.168	37.053	169.2	21:14.806
10	2	2:00.404	46.096	40.776	33.532	190.8	21:13.091								





Circuito de Madrid Jarama - RACE
Campeonato RACE de Turismos
CARRERA 2
Tiempos Por Vuelta



12 Alexander Villanueva Ruiz HYUNDAI I20							19 Juan Dominguez Roca CITROEN SAXO								
TCR ALEXANDER VILLANUEVA RUIZ							1 CADEAL MOTOR CLUB								
Vta	D	Tiempo	Sector 1	Sector 2	Sector 3	T. Spd	Vta	D	Tiempo	Sector 1	Sector 2	Sector 3	T. Spd	Elapsed	
1		2:00.918	52.247	38.143	30.528	161.1	1		2:16.650	56.091	44.498	36.061	127.3	2:16.650	
2		1:46.982	41.759	36.046	29.177	202.6	2		2:06.912	48.389	42.981	35.542	177.6	4:23.562	
3		1:43.413	40.274	34.225	28.914	228.8	3		2:06.879	48.794	42.673	35.412	179.1	6:30.441	
4		1:43.243	39.918	34.426	28.899	228.8	4		2:07.314	48.860	43.148	35.306	179.4	8:37.755	
5		1:42.638	39.508	34.405	28.725	232.7	5		2:08.343	49.175	43.452	35.716	177.6	10:46.098	
6		1:45.029	40.923	34.619	29.487	234.7	6		2:09.693	49.241	44.665	35.787	177.6	12:55.791	
7		1:44.522	41.123	34.399	29.000	219.0	7		4:15.543				170.8		
8		1:43.127	39.969	34.101	29.057	232.2	20 Juan Francisco Gastañaga Martinez CUPRA VZ								
9		2:12.596	40.524	51.661	40.411	225.0	TCR PROMOCOPA								
10		2:51.810	1:02.143	1:12.581	37.086	96.0	19:14.278								
11		1:48.095	43.690	34.837	29.568	204.5	21:02.373								
15 Juan Carlos Esteban Garcia PEUGEOT 308							23 Sylvain Xavier Soler CITROEN SAXO								
4 DESGUACES LA TORRE							1 R.A.C. CIRCUITO GUADALOPE								
Vta	D	Tiempo	Sector 1	Sector 2	Sector 3	T. Spd	Vta	D	Tiempo	Sector 1	Sector 2	Sector 3	T. Spd	Elapsed	
1		1:50.937	45.840	35.195	29.902	131.5	1		2:00.677	49.475	38.640	32.562	134.6	2:00.677	
2		1:44.630	40.488	34.847	29.295	211.7	2		1:54.762	43.857	38.852	32.053	200.0	3:55.439	
3		1:45.021	40.806	34.900	29.315	209.3	3		1:51.325	42.708	37.253	31.364	205.3	5:46.764	
4		1:45.256	40.929	35.083	29.244	208.8	4		1:50.276	42.257	36.456	31.563	194.9	7:37.040	
5		1:45.611	40.733	35.664	29.214	210.1	5		1:49.403	42.065	36.492	30.846	197.0	9:26.443	
6		1:45.176	40.499	34.900	29.777	212.5	6		1:52.521	43.481	37.744	31.296	193.5	11:18.964	
7		1:45.756	40.733	35.175	29.848	219.9	7		1:48.011	40.947	36.296	30.768	212.1	13:06.975	
8		1:43.547	40.372	34.462	28.713	220.4	8		2:02.215	42.290	36.742	43.183	189.8	15:09.190	
9		2:15.233	41.121	51.855	42.257	213.0	9		2:57.078	1:26.046	55.794	35.238	107.4	18:06.268	
10		2:52.747	1:02.501	1:11.430	38.816	94.0	10		2:00.321	47.839	40.210	32.272	157.4	20:06.589	
11		1:47.495	42.434	35.388	29.673	196.7	21:01.409	11		1:49.658	42.208	36.410	31.040	192.1	21:56.247
16 Joseba Aranburu Lopez CITROEN SAXO							25 Sergio Vivanco Redondo BMW M4								
1 R.A.C. CIRCUITO GUADALOPE							5 ESCUDERIA BAIX EMPORDÀ								
Vta	D	Tiempo	Sector 1	Sector 2	Sector 3	T. Spd	Vta	D	Tiempo	Sector 1	Sector 2	Sector 3	T. Spd	Elapsed	
1		2:12.811	54.683	43.014	35.114	123.4	1		2:15.434	56.720	43.263	35.451	137.2	2:15.434	
2		2:05.472	47.930	42.514	35.028	178.8	2		2:06.366	48.213	42.759	35.394	171.1	4:21.800	
3		2:05.466	48.108	42.407	34.951	177.3	3		2:05.022	47.758	42.287	34.977	180.9	6:26.822	
4		2:05.837	48.128	42.461	35.248	179.4	4		2:05.862	47.814	43.175	34.873	181.2	8:32.684	
5		2:05.609	48.256	42.378	34.975	177.6	5		2:06.087	47.857	42.285	35.945	181.2	10:38.771	
6		2:05.660	47.908	42.478	35.274	179.7	6		2:06.245	48.624	42.321	35.300	178.2	12:45.016	
7		2:06.578	48.776	42.738	35.064	177.0	7		2:04.926	47.579	42.292	35.055	178.8	14:49.942	
8		2:19.580	53.945	47.154	38.481	108.2	8		2:17.561	54.732	44.974	37.855	104.7	17:07.503	
9		2:18.516	51.927	50.195	36.394	145.3	9		2:18.528	52.579	49.749	36.200	151.8	19:26.031	
10		2:08.426	51.002	42.244	35.180	180.0	21:33.955	10		2:05.739	47.834	42.492	35.413	182.7	21:31.770
18 Jesus Lahoz Martin ALFA GTV							20 Juan Francisco Gastañaga Martinez CUPRA VZ								
C-L R.A.C. CIRCUITO GUADALOPE							1 R.A.C. CIRCUITO GUADALOPE								
Vta	D	Tiempo	Sector 1	Sector 2	Sector 3	T. Spd	Vta	D	Tiempo	Sector 1	Sector 2	Sector 3	T. Spd	Elapsed	
1		2:13.793	55.625	43.429	34.739	126.1	1		1:41.004	40.417	32.649	27.938	133.6	1:41.004	
2		2:05.328	47.649	42.586	35.093	188.1	2		1:39.198	38.509	32.495	28.194	222.6	3:20.202	
3		2:04.602	48.159	42.127	34.316	177.9	3		1:39.123	38.718	32.312	28.093	211.7	4:59.325	
4		2:07.581	49.316	43.217	35.048	190.1	4		1:40.555	38.913	33.550	28.092	217.7	6:39.880	
5		2:05.222	47.650	42.382	35.190	188.1	5		1:42.422	39.203	34.629	28.590	227.3	8:22.302	
6		2:04.356	48.105	42.021	34.230	190.8	6		1:40.162	38.888	32.853	28.421	215.5	10:02.464	
7		2:04.666	47.367	41.575	35.724	182.4	7		1:40.907	38.870	33.357	28.680	222.2	11:43.371	
8		2:19.010	54.668	46.156	38.186	135.8	8		1:41.320	39.456	33.359	28.505	222.6	13:24.691	
9		2:18.045	51.447	50.256	36.342	165.8	9		1:44.929	39.459	33.194	32.276	215.1	15:09.620	
10		2:07.077	47.315	43.035	36.727	187.8	21:29.680	10		3:46.967	1:27.555	1:39.796	39.616	88.6	18:56.587
								11		1:45.719	42.514	34.653	28.552	204.1	20:42.306





Circuito de Madrid Jarama - RACE
Campeonato RACE de Turismos
CARRERA 2
Tiempos Por Vuelta



26 Emilio Jose Lopez Gonzalez							40 Francho Echeгойen Cortes							
HYUNDAI GETZ							HYUNDAI COUPE V6							
1 ESCUDERIA CERRO NEGRO							2 AUTOMOVIL CLUB ZARAGOZA							
Vta	D	Tiempo	Sector 1	Sector 2	Sector 3	T. Spd	Vta	D	Tiempo	Sector 1	Sector 2	Sector 3	T. Spd	Elapsed
1		2:15.590	57.596	43.198	34.796	124.5	1		2:03.999	50.837	40.025	33.137	129.0	2:03.999
2		2:02.831	46.136	42.584	34.111	173.9	2		1:57.722	45.535	39.403	32.784	186.2	4:01.721
3		2:02.203	46.218	42.024	33.961	175.6	3		1:57.750	45.448	39.399	32.903	188.4	5:59.471
4		2:04.597	46.967	42.150	35.480	174.4	4		1:56.441	45.011	38.888	32.542	180.3	7:55.912
5		2:03.462	47.364	41.964	34.134	169.5	5		1:56.219	44.960	38.943	32.316	189.4	9:52.131
6		2:05.169	46.921	43.458	34.790	172.8	6		1:56.558	44.605	39.055	32.898	195.2	11:48.689
7		2:03.620	47.056	42.099	34.465	170.6	7		1:56.260	44.386	38.807	33.067	194.2	13:44.949
8		2:25.657	56.177	50.254	39.226	124.7	8		2:11.913	46.248	48.528	37.137	185.8	15:56.862
9		2:18.484	51.490	49.554	37.440	148.3	9		3:16.598	55.040	1:41.008	40.550	150.2	19:13.460
10		2:00.706	45.582	40.477	34.647	187.5	10		1:58.036	46.494	39.310	32.232	184.9	21:11.496

28 Jose Alberto Sanchez Royo							48 Juan Carlos Zorrilla Hierro							
CITROEN SAXO							PORSCHÉ 968 CS							
1 R.A.C. CIRCUITO GUADALOPE							C-L ASOCIACION ESPAÑOLA DE							
Vta	D	Tiempo	Sector 1	Sector 2	Sector 3	T. Spd	Vta	D	Tiempo	Sector 1	Sector 2	Sector 3	T. Spd	Elapsed
1		2:24.618	1:01.043	45.849	37.726	123.4	1		2:05.706	51.606	41.281	32.819	129.3	2:05.706
2		2:13.735	51.008	45.125	37.602	169.8	2		1:57.545	45.027	39.672	32.846	188.1	4:03.251
3		2:15.157	50.774	47.507	36.876	170.6	3		1:57.051	45.057	39.127	32.867	175.3	6:00.302
4		2:13.308	51.369	44.737	37.202	176.1	4		1:55.943	44.983	38.840	32.120	187.8	7:56.245
5		2:15.929	50.629	47.440	37.860	171.7	5		1:53.775	43.695	38.301	31.779	202.6	9:50.020
6		2:12.604	50.171	44.717	37.716	174.1	6		1:53.863	43.769	38.236	31.858	189.8	11:43.883
7		2:18.734	51.298	48.803	38.633	167.1	7		1:53.508	43.529	38.180	31.799	184.9	13:37.391
8		3:16.970	55.107	1:41.001	40.862	143.6	8		1:59.479	44.079	41.403	33.997	200.3	15:36.870
9		2:16.861	53.825	46.512	36.524	163.8	9		3:26.353	1:10.088	1:40.403	35.862	139.7	19:03.223
10							10		1:54.915	45.003	38.100	31.812	187.1	20:58.138

33 Enric Roig Roldan							50 Jose Avala Oliver							
HONDA CIVIC TURBO							FIAT PUNTO HGT							
5 ESCUDERIA BAIX EMPORDÀ							1 ESCUDERIA CERRO NEGRO							
Vta	D	Tiempo	Sector 1	Sector 2	Sector 3	T. Spd	Vta	D	Tiempo	Sector 1	Sector 2	Sector 3	T. Spd	Elapsed
1		1:44.308	42.898	33.358	28.052	131.5	1		2:25.535	1:00.700	47.357	37.478	119.6	2:25.535
2		1:40.665	38.903	33.447	28.315	227.3	2		2:13.695	50.651	45.896	37.148	159.2	4:39.230
3		1:41.587	38.907	33.627	29.053	226.4	3		2:13.808	50.549	46.169	37.090	163.3	6:53.038
4		1:49.410	42.185	37.491	29.734	171.4	4		2:16.590	52.374	46.774	37.442	163.8	9:09.628
5		1:50.561	44.441		2:20.295	182.4	5		2:13.904	50.664	45.975	37.265	163.6	11:23.532
6		1:47.746	42.413	35.527	29.806	198.5	6		2:12.778	49.856	46.267	36.655	166.9	13:36.310
7		1:45.527	41.994	34.632	28.901	175.8	7		2:19.761	50.647	50.314	38.800	164.8	15:56.071
8		1:45.302	41.220	35.158	28.924	189.1	8		3:17.299	54.940	1:40.778	41.581	156.0	19:13.370
9		2:15.810	41.326	52.181	42.303	199.2	9		2:15.932	51.097	47.779	37.056	164.3	21:29.302
10		2:52.787	1:02.208	1:11.108	39.471	97.1								
11		1:45.323	41.679	34.476	29.168	187.8								

37 Victor Cantin Pinilla							51 Jorge Martinez Perez							
CITROEN SAXO							ESCUDERIA CENTRO							
1 R.A.C. CIRCUITO GUADALOPE							1 ESCUDERIA CERRO NEGRO							
Vta	D	Tiempo	Sector 1	Sector 2	Sector 3	T. Spd	Vta	D	Tiempo	Sector 1	Sector 2	Sector 3	T. Spd	Elapsed
1		2:17.688	57.381	43.721	36.586	127.3	1		2:15.304	56.153	43.505	35.646	125.7	2:15.304
2		2:08.752	48.989	43.463	36.300	177.6	2		2:07.419	49.104	42.892	35.423	171.9	4:22.723
3		2:08.639	49.049	43.206	36.384	176.4	3		2:06.648	48.437	42.739	35.472	182.4	6:29.371
4		2:09.679	49.336	43.663	36.680	175.8	4		2:06.683	48.400	42.746	35.537	177.9	8:36.054
5		2:10.039	49.540	43.892	36.607	174.7	5		2:07.986	48.820	42.951	36.215	179.7	10:44.040
6		2:10.253	49.399	43.945	36.909	175.0	6		2:08.447	49.189	43.224	36.034	175.6	12:52.487
7		2:13.149	49.838	43.637	39.674	172.8	7		2:15.786	48.974	43.054	43.758	173.0	15:08.273
8		3:42.457	1:25.464	1:39.343	37.650	85.6	8		3:00.041	1:28.128	55.645	36.268	110.2	18:08.314
9		2:10.311	49.399	44.039	36.873	176.4	9		2:09.433	49.556	43.968	35.909	163.8	20:17.747
10							10			49.536	43.773		169.5	





Circuito de Madrid Jarama - RACE
Campeonato RACE de Turismos
CARRERA 2
Tiempos Por Vuelta



57 Jaime Cela Talavera CITROEN SAXO

1 BALBOR MOTORSPORT CLUB

Vta	D	Tiempo	Sector 1	Sector 2	Sector 3	T. Spd	Elapsed
1		2:07.965	52.907	41.257	33.801	133.0	2:07.965
2		1:58.389	45.464	39.924	33.001	180.0	4:06.354
3		1:58.558	44.939	40.516	33.103	187.5	6:04.912
4		1:59.570	45.473	40.415	33.682	187.8	8:04.482
5		2:02.466	46.117	41.349	35.000	187.1	10:06.948
6		2:02.018	46.133	41.593	34.292	185.8	12:08.966
7		2:04.898	46.725	43.532	34.641	186.5	14:13.864
8		2:11.194	49.946	44.405	36.843	166.1	16:25.058
9		2:55.455	1:03.438	1:12.536	39.481	103.2	19:20.513
10		2:00.227	45.885	40.371	33.971	187.1	21:20.740

58 Hector Palacios Vazquez MAZDA MX5

2 AUTOMOVIL CLUB ALICANTE

Vta	D	Tiempo	Sector 1	Sector 2	Sector 3	T. Spd	Elapsed
1		1:59.684	48.659	39.017	32.008	140.4	1:59.684
2		1:53.285	43.587	38.104	31.594	210.1	3:52.969
3		1:51.954	43.257	37.316	31.381	202.6	5:44.923
4		1:52.109	42.612	37.209	32.288	209.3	7:37.032
5		1:53.051	43.776	37.185	32.090	195.6	9:30.083
6		1:52.692	43.531	37.240	31.921	202.2	11:22.775
7		1:51.331	43.096	36.950	31.285	207.2	13:14.106
8		1:59.698	42.951	37.132	39.615	191.8	15:13.804
9		3:43.770	1:26.055	1:39.376	38.339	90.7	18:57.574
10		2:24.031	44.155	37.293	1:02.583	197.8	21:21.605

77 Sergio Muñoz De La Vieja BMW 325

2 PROMOCOPA

Vta	D	Tiempo	Sector 1	Sector 2	Sector 3	T. Spd	Elapsed
1		1:57.884	48.030	38.395	31.459	127.9	1:57.884
2		1:53.091	43.435	38.418	31.238	186.8	3:50.975
3		1:51.792	42.771	37.618	31.403	200.7	5:42.767
4		1:51.368	43.086	37.235	31.047	185.8	7:34.135
5		1:51.221	42.919	37.191	31.111	195.6	9:25.356
6		1:54.445	44.054	37.745	32.646	189.8	11:19.801
7		1:52.290	43.531	37.523	31.236	185.8	13:12.091
8		2:00.906	43.282	37.879	39.745	190.4	15:12.997
9		3:44.557	1:25.968	1:39.577	39.012	86.8	18:57.554
10		1:54.520	44.743	37.225	32.552	188.8	20:52.074

88 Luis Lopez Anos PORSCHE 968 CS

C-L Alvaro Rodríguez Sastre R.A.C. CIRCUITO GUADALOPE

Vta	D	Tiempo	Sector 1	Sector 2	Sector 3	T. Spd	Elapsed
1	2	1:53.001	43.406	36.440	33.155	121.8	1:53.001
2	2	2:15.054 P	47.164	44.492	43.398	172.8	4:08.055
3	2	10:06.386	9:01.947	35.103	29.336	92.0	14:14.441
4	2	2:09.342	40.743	49.394	39.205	217.3	16:23.783
5	2	2:51.259	1:02.526	1:12.431	36.302	89.6	19:15.042
6	2	1:50.932	45.055	35.763	30.114	191.8	21:05.974





Circuito de Madrid Jarama - RACE

Campeonato RACE de Turismos

CARRERA 2

Análisis



Circuito de Madrid Jarama-RACE 3.850 m.

Num	Tiempo Vta.	Dif 1º
Vta 1		
6	1:40.540	
25	1:41.004	00.464
33	1:44.308	03.768
7	1:49.139	08.599
15	1:50.937	10.397
88	1:53.001	12.461
77	1:57.884	17.344
4	1:58.927	18.387
58	1:59.684	19.144
20	2:00.677	20.137
12	2:00.918	20.378
8	2:01.746	21.206
40	2:03.999	23.459
5	2:04.597	24.057
2	2:05.412	24.872
48	2:05.706	25.166
57	2:07.965	27.425
3	2:08.249	27.709
16	2:12.811	32.271
18	2:13.793	33.253
51	2:15.304	34.764
23	2:15.434	34.894
26	2:15.590	35.050
19	2:16.650	36.110
37	2:17.688	37.148
11	2:18.695	38.155
28	2:24.618	44.078
50	2:25.535	44.995

Num	Tiempo Vta.	Dif 1º
Vta 2		
6	1:38.728	
25	1:39.198	00.934
33	1:40.665	05.705
7	1:45.653	15.524
15	1:44.630	16.299
12	1:46.982	28.632
77	1:53.091	31.707
4	1:52.508	32.167
2	1:47.523	33.667
58	1:53.285	33.701
20	1:54.762	36.171
8	1:55.297	37.775
40	1:57.722	42.453
48	1:57.545	43.983
5	1:58.853	44.182
3	1:55.839	44.820
57	1:58.389	47.086
88	2:15.054	48.787
16	2:05.472	59.015
26	2:02.831	59.153
18	2:05.328	59.853
23	2:06.366	1:02.532
51	2:07.419	1:03.455
19	2:06.912	1:04.294
37	2:08.752	1:07.172
11	2:09.389	1:08.816

Num	Tiempo Vta.	Dif 1º
28	2:13.735	1:19.085
50	2:13.695	1:19.962
Num Tiempo Vta. Dif 1º		
Vta 3		
6	1:39.186	
25	1:39.123	00.871
33	1:41.587	08.106
7	1:45.323	21.661
15	1:45.021	22.134
12	1:43.413	32.859
2	1:48.500	42.981
77	1:51.792	44.313
4	1:52.370	45.351
58	1:51.954	46.469
20	1:51.325	48.310
8	1:52.669	51.258
40	1:57.750	1:01.017
48	1:57.051	1:01.848
3	1:56.318	1:01.952
5	1:58.294	1:03.290
57	1:58.558	1:06.458
26	2:02.203	1:22.170
18	2:04.602	1:25.269
16	2:05.466	1:25.295
23	2:05.022	1:28.368
51	2:06.648	1:30.917
19	2:06.879	1:31.987
37	2:08.639	1:36.625
11	2:09.588	1:39.218

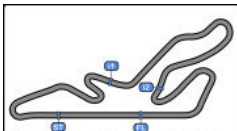
Num	Tiempo Vta.	Dif 1º
Num Tiempo Vta. Dif 1º		
Vta 4		
6	1:40.564	
25	1:40.555	00.862
50	2:13.808	1 Lap
28	2:15.157	1 Lap
33	1:49.410	16.952
7	1:45.497	26.594
15	1:45.256	26.826
12	1:43.243	35.538
2	1:45.556	47.973
77	1:51.368	55.117
4	1:50.866	55.653
58	1:52.109	58.014
20	1:50.276	58.022
8	1:51.831	1:02.525
3	1:52.115	1:13.503
40	1:56.441	1:16.894
48	1:55.943	1:17.227
5	1:56.212	1:18.938
57	1:59.570	1:25.464
Num Tiempo Vta. Dif 1º		
Vta 5		
6	1:42.824	
25	1:42.422	00.460
26	2:04.597	1 Lap
16	2:05.837	1 Lap

Num	Tiempo Vta.	Dif 1º
18	2:07.581	1 Lap
23	2:05.862	1 Lap
51	2:06.683	1 Lap
19	2:07.314	1 Lap
37	2:09.679	1 Lap
33	1:50.561	24.689
11	2:10.094	1 Lap
7	1:45.515	29.285
15	1:45.611	29.613
12	1:42.638	35.352
28	2:13.308	1 Lap
50	2:16.590	1 Lap
2	1:44.695	49.844
77	1:51.221	1:03.514
4	1:51.116	1:03.945
20	1:49.403	1:04.601
58	1:53.051	1:08.241
8	1:51.480	1:11.181
3	1:53.489	1:24.168
48	1:53.775	1:28.178
40	1:56.219	1:30.289
5	1:55.053	1:31.167
Num Tiempo Vta. Dif 1º		
Vta 6		
25	1:40.162	
6	1:41.101	00.479
57	2:02.466	1 Lap
26	2:03.462	1 Lap
33	1:47.746	31.813
16	2:05.609	1 Lap
7	1:45.277	33.940
18	2:05.222	1 Lap
15	1:45.176	34.167
23	2:06.087	1 Lap
12	1:45.029	39.759
51	2:07.986	1 Lap
19	2:08.343	1 Lap
37	2:10.039	1 Lap
2	1:46.796	56.018
11	2:12.266	1 Lap
4	1:50.172	1:13.495
20	1:52.521	1:16.500
77	1:54.445	1:17.337
28	2:15.929	1 Lap
58	1:52.692	1:20.311
50	2:13.904	1 Lap
8	1:51.149	1:21.708
3	1:50.888	1:34.434
Num Tiempo Vta. Dif 1º		
Vta 7		
25	1:40.907	
48	1:53.863	1 Lap
6	1:41.901	01.473
40	1:56.558	1 Lap
5	1:56.292	1 Lap
57	2:02.018	1 Lap
33	1:45.527	36.433

Num	Tiempo Vta.	Dif 1º
7	1:45.852	38.885
15	1:45.756	39.016
12	1:44.522	43.374
26	2:05.169	1 Lap
16	2:05.660	1 Lap
18	2:04.356	1 Lap
23	2:06.245	1 Lap
2	1:48.892	1:04.003
51	2:08.447	1 Lap
19	2:09.693	1 Lap
37	2:10.253	1 Lap
4	1:50.205	1:22.793
20	1:48.011	1:23.604
77	1:52.290	1:28.720
11	2:12.505	1 Lap
58	1:51.331	1:30.735
8	1:50.829	1:31.630
Num Tiempo Vta. Dif 1º		
Vta 8		
25	1:41.320	
6	1:42.159	02.312
3	1:53.556	1 Lap
28	2:12.604	2 Laps
50	2:12.778	2 Laps
48	1:53.508	1 Lap
40	1:56.260	1 Lap
5	1:56.076	1 Lap
33	1:45.302	40.415
15	1:43.547	41.243
7	1:45.896	43.461
12	1:43.127	45.181
57	2:04.898	1 Lap
88	10:06.386	5 Laps
2	1:49.390	1:12.073
26	2:03.620	1 Lap
18	2:04.666	1 Lap
16	2:06.578	1 Lap
23	2:04.926	1 Lap
4	1:53.334	1:34.807
51	2:15.786	1 Lap
20	2:02.215	1:44.499
Num Tiempo Vta. Dif 1º		
Vta 9		
25	1:44.929	
77	2:00.906	1 Lap
58	1:59.698	1 Lap
8	2:00.033	1 Lap
6	1:49.391	06.774
37	2:13.149	2 Laps
11	2:15.803	2 Laps
3	1:58.688	1 Lap
48	1:59.479	1 Lap
28	2:18.734	2 Laps
5	2:09.187	1 Lap
50	2:19.761	2 Laps
40	2:11.913	1 Lap
33	2:15.810	1:11.296

Num	Tiempo Vta.	Dif 1º
15	2:15.233	1:11.547
7	2:14.126	1:12.658
12	2:12.596	1:12.848
88	2:09.342	5 Laps
57	2:11.194	1 Lap
2	2:21.165	1:48.309
26	2:25.657	1 Lap
18	2:19.010	1 Lap
16	2:19.580	1 Lap
23	2:17.561	1 Lap
4	3:06.215	2:56.093
20	2:57.078	2:56.648
51	3:00.041	1 Lap
Num Tiempo Vta. Dif 1º		
Vta 10		
25	3:46.967	
77	3:44.557	1 Lap
58	3:43.770	1 Lap
8	3:43.240	1 Lap
6	3:41.999	01.806
37	3:42.457	2 Laps
11	3:33.974	2 Laps
3	3:33.524	1 Lap
48	3:26.353	1 Lap
28	3:16.970	2 Laps
5	3:18.123	1 Lap
50	3:17.299	2 Laps
40	3:16.598	1 Lap
33	2:52.787	17.116
15	2:52.747	17.327
12	2:51.810	17.691
7	2:52.022	17.713
88	2:51.259	5 Laps
2	2:22.069	23.411
57	2:55.455	1 Lap
26	2:18.484	1 Lap
18	2:18.045	1 Lap
16	2:18.516	1 Lap
23	2:18.528	1 Lap
4	2:00.616	1:09.742
20	2:00.321	1:10.002
51	2:09.433	1 Lap
Num Tiempo Vta. Dif 1º		
Vta 11		
25	1:45.719	
6	1:44.321	00.408
77	1:54.520	1 Lap
8	1:54.259	1 Lap
3	1:50.771	1 Lap
48	1:54.915	1 Lap
33	1:45.323	16.720
15	1:47.495	19.103
12	1:48.095	20.067
88	1:50.932	5 Laps
7	1:52.714	24.708
2	1:49.003	26.695
37	2:10.311	2 Laps





Circuito de Madrid Jarama-RACE 3.850 m.

Circuito de Madrid Jarama - RACE

Campeonato RACE de Turismos

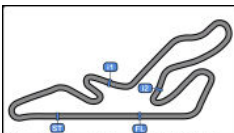
CARRERA 2



Análisis

Num	Tiempo Vta.	Dif 1º
40	1:58.036	1 Lap
5	2:00.404	1 Lap
11	2:12.492	2 Laps
57	2:00.227	1 Lap
58	2:24.031	1 Lap
26	2:00.706	1 Lap
28	2:16.861	2 Laps
50	2:15.932	2 Laps
18	2:07.077	1 Lap
23	2:05.739	1 Lap
16	2:08.426	1 Lap
20	1:49.658	1:13.941
4	1:57.601	1:21.624





Circuito de Madrid Jarama - RACE

Campeonato RACE de Turismos

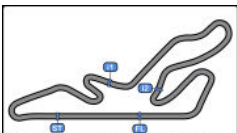
CARRERA 2

Mejores Sectores



Sector - 1		Sector - 2		Sector - 3		Vta. Ideal vs Vta. Mejor					
Clas	Nº Piloto	Tiempo	Nº Piloto	Tiempo	Nº Piloto	Tiempo	Clas	Nº Piloto	Vta. Ideal	Vta. Mejor	Clas
1	6 Francisco Comendador Rome	38.102	25 Sergio Vivanco Redondo	32.312	6 Francisco Comendador Rome	27.824	1	6 Francisco Comendador Rome	1:38.545	1:38.728	1
2	25 Sergio Vivanco Redondo	38.509	6 Francisco Comendador Rome	32.619	25 Sergio Vivanco Redondo	27.938	2	25 Sergio Vivanco Redondo	1:38.759	1:39.123	2
3	33 Enric Roig Roldan	38.903	33 Enric Roig Roldan	33.358	33 Enric Roig Roldan	28.052	3	33 Enric Roig Roldan	1:40.313	1:40.665	3
4	12 Alexander Villanueva Ruiz	39.508	12 Alexander Villanueva Ruiz	34.101	15 Juan Carlos Esteban Garcia	28.713	4	12 Alexander Villanueva Ruiz	1:42.334	1:42.638	4
5	15 Juan Carlos Esteban Garcia	40.372	15 Juan Carlos Esteban Garcia	34.462	12 Alexander Villanueva Ruiz	28.725	5	15 Juan Carlos Esteban Garcia	1:43.547	1:43.547	5
6	7 Ethan Muniesa Ejarque	40.526	7 Ethan Muniesa Ejarque	34.746	2 Luis Aguilera Alvarez	28.934	6	2 Luis Aguilera Alvarez	1:44.478	1:44.695	6
7	88 Lopez Anos - Rodríguez Sastr	40.743	2 Luis Aguilera Alvarez	34.782	88 Lopez Anos - Rodríguez Sastr	29.336	7	7 Ethan Muniesa Ejarque	1:44.798	1:45.277	7
8	2 Luis Aguilera Alvarez	40.762	88 Lopez Anos - Rodríguez Sastr	35.103	7 Ethan Muniesa Ejarque	29.526	8	88 Lopez Anos - Rodríguez Sastr	1:45.182	1:50.932	12
9	20 Juan Francisco Gastañaga	40.947	20 Juan Francisco Gastañaga	36.296	3 Lanchares Alonso - Garcia-	30.396	9	20 Juan Francisco Gastañaga	1:48.011	1:48.011	8
10	4 Ivan Perez Sanchez	42.212	3 Lanchares Alonso - Garcia-	36.416	4 Ivan Perez Sanchez	30.639	10	3 Lanchares Alonso - Garcia-	1:49.273	1:50.771	10
11	3 Lanchares Alonso - Garcia-	42.461	4 Ivan Perez Sanchez	36.876	20 Juan Francisco Gastañaga	30.768	11	4 Ivan Perez Sanchez	1:49.727	1:50.172	9
12	58 Hector Palacios Vazquez	42.612	58 Hector Palacios Vazquez	36.950	8 Javier Moreno Garcia	31.004	12	8 Javier Moreno Garcia	1:50.795	1:50.829	11
13	77 Sergio Muñoz De La Vieja	42.771	8 Javier Moreno Garcia	36.971	77 Sergio Muñoz De La Vieja	31.047	13	58 Hector Palacios Vazquez	1:50.847	1:51.331	14
14	8 Javier Moreno Garcia	42.820	77 Sergio Muñoz De La Vieja	37.191	58 Hector Palacios Vazquez	31.285	14	77 Sergio Muñoz De La Vieja	1:51.009	1:51.221	13
15	48 Juan Carlos Zorrilla Hierro	43.529	48 Juan Carlos Zorrilla Hierro	38.100	48 Juan Carlos Zorrilla Hierro	31.779	15	48 Juan Carlos Zorrilla Hierro	1:53.408	1:53.508	15
16	5 Sanz Mostajo - Luis Carrillo	43.881	40 Francho Echegoyen Cortes	38.807	5 Sanz Mostajo - Luis Carrillo	32.046	16	5 Sanz Mostajo - Luis Carrillo	1:54.940	1:55.053	16
17	40 Francho Echegoyen Cortes	44.386	5 Sanz Mostajo - Luis Carrillo	39.013	40 Francho Echegoyen Cortes	32.232	17	40 Francho Echegoyen Cortes	1:55.425	1:56.219	17
18	57 Jaime Cela Talavera	44.939	57 Jaime Cela Talavera	39.924	57 Jaime Cela Talavera	33.001	18	57 Jaime Cela Talavera	1:57.864	1:58.389	18
19	26 Emilio Jose Lopez Gonzalez	45.582	26 Emilio Jose Lopez Gonzalez	40.477	26 Emilio Jose Lopez Gonzalez	33.961	19	26 Emilio Jose Lopez Gonzalez	2:00.020	2:00.706	19
20	18 Jesus Lahoz Martin	47.315	18 Jesus Lahoz Martin	41.575	18 Jesus Lahoz Martin	34.230	20	18 Jesus Lahoz Martin	2:03.120	2:04.356	20
21	23 Sylvain Xavier Soler	47.579	16 Joseba Aranburu Lopez	42.244	23 Sylvain Xavier Soler	34.873	21	23 Sylvain Xavier Soler	2:04.737	2:04.926	21
22	16 Joseba Aranburu Lopez	47.908	23 Sylvain Xavier Soler	42.285	16 Joseba Aranburu Lopez	34.951	22	16 Joseba Aranburu Lopez	2:05.103	2:05.466	22
23	19 Juan Dominguez Roca	48.389	19 Juan Dominguez Roca	42.673	19 Juan Dominguez Roca	35.306	23	19 Juan Dominguez Roca	2:06.368	2:06.879	24
24	51 Jorge Martinez Perez	48.400	51 Jorge Martinez Perez	42.739	51 Jorge Martinez Perez	35.423	24	51 Jorge Martinez Perez	2:06.562	2:06.648	23
25	11 Lander Seguin Marcos	48.974	37 Victor Cantin Pinilla	43.206	37 Victor Cantin Pinilla	36.300	25	37 Victor Cantin Pinilla	2:08.495	2:08.639	25
26	37 Victor Cantin Pinilla	48.989	11 Lander Seguin Marcos	43.828	11 Lander Seguin Marcos	36.329	26	11 Lander Seguin Marcos	2:09.131	2:09.389	26
27	50 Jose Ayala Oliver	49.856	28 Jose Alberto Sanchez Royo	44.717	28 Jose Alberto Sanchez Royo	36.524	27	28 Jose Alberto Sanchez Royo	2:11.412	2:12.604	27
28	28 Jose Alberto Sanchez Royo	50.171	50 Jose Ayala Oliver	45.896	50 Jose Ayala Oliver	36.655	28	50 Jose Ayala Oliver	2:12.407	2:12.778	28





Circuito de Madrid Jarama - RACE

Campeonato RACE de Turismos

CARRERA 2

Secuencia Líder



Nº	Concursante	Piloto 1	Piloto 2	Vehiculo	Cat	Vta. Inicio	Vta. Fin	Vtas.	Total Vtas.
6	VSR MOTORSPORT	Francisco Comendador Romero		NISSAN GT-R	5	1	5	5	5
25	ESCUADERIA BAIX EMPORDÀ	Sergio Vivanco Redondo		BMW M4	5	6	11	6	6





Circuito de Madrid Jarama - RACE
Campeonato RACE de Turismos
CARRERA 2
5 Mejores Tiempos



Cl	Nº	Concursante	Piloto 1	Piloto 2	Vehiculo	Cat	Cl	Mejor 1		Mejor 2		Mejor 3		Mejor 4		Mejor 5	
								Tiempo	Vta	Tiempo	Vta	Tiempo	Vta	Tiempo	Vta	Tiempo	Vta
1	6	VSR MOTORSPORT	Francisco Comendador Romero		NISSAN GT-R	5	1	1:38.728	2	1:39.186	3	1:40.540	1	1:40.564	4	1:41.101	6
2	25	ESCUADERIA BAIX EMPORDÀ	Sergio Vivanco Redondo		BMW M4	5	2	1:39.123	3	1:39.198	2	1:40.162	6	1:40.555	4	1:40.907	7
3	33	ESCUADERIA BAIX EMPORDÀ	Enric Roig Roldan		HONDA CIVIC TURBO	5	3	1:40.665	2	1:41.587	3	1:44.308	1	1:45.302	8	1:45.323	11
4	12	ALEXANDER VILLANUEVA RUI	Alexander Villanueva Ruiz		HYUNDAI I20	TCR	1	1:42.638	5	1:43.127	8	1:43.243	4	1:43.413	3	1:44.522	7
5	15	DESGUACES LA TORRE	Juan Carlos Esteban Garcia		PEUGEOT 308	4	1	1:43.547	8	1:44.630	2	1:45.021	3	1:45.176	6	1:45.256	4
6	2	ESCUADERIA MOTOR TERRAS	Luis Aguilera Alvarez		GINETA GT3	5	4	1:44.695	5	1:45.556	4	1:46.796	6	1:47.523	2	1:48.500	3
7	7	ESCUADERIA SANTA BARBARA DE	Ethan Muniesa Ejarque		BMW M3	C-L	1	1:45.277	6	1:45.323	3	1:45.497	4	1:45.515	5	1:45.653	2
8	20	PROMOCOPA	Juan Francisco Gastañaga Martinez		CUPRA VZ	TCR	2	1:48.011	7	1:49.403	5	1:49.658	11	1:50.276	4	1:51.325	3
9	4	R.A.C. CIRCUITO GUADALOPE	Ivan Perez Sanchez		PEUGEOT 207 PROTO	3	1	1:50.172	6	1:50.205	7	1:50.866	4	1:51.116	5	1:52.370	3
10	3	ANGEL LANCHARES ALONSO	Angel Lanchares Alonso	Ramiro Garcia-Pumarino Santofimia	PORSCHE 997 CUP	5	5	1:50.771	10	1:50.888	6	1:52.115	4	1:53.489	5	1:53.556	7
11	8	ESCUADERIA 1000 LAGOS	Javier Moreno Garcia		PEUGEOT 205	1	1	1:50.829	7	1:51.149	6	1:51.480	5	1:51.831	4	1:52.669	3
12	88	R.A.C. CIRCUITO GUADALOPE	Luis Lopez Anos	Alvaro Rodriguez Sastre	PORSCHE 968 CS	C-L	2	1:50.932	6	1:53.001	1	2:09.342	4	2:15.054	2	2:51.259	5
13	77	PROMOCOPA	Sergio Muñoz De La Vieja		BMW 325	2	1	1:51.221	5	1:51.368	4	1:51.792	3	1:52.290	7	1:53.091	2
14	58	AUTOMOVIL CLUB ALICANTE	Hector Palacios Vazquez		MAZDA MX5	2	2	1:51.331	7	1:51.954	3	1:52.109	4	1:52.692	6	1:53.051	5
15	48	ASOCIACION ESPAÑOLA DE CLASICOS DEPORTIVOS	Juan Carlos Zorrilla Hierro		PORSCHE 968 CS	C-L	3	1:53.508	7	1:53.775	5	1:53.863	6	1:54.915	10	1:55.943	4
16	5	AUTOMOVIL CLUB ZARAGOZA	Carlos Sanz Mostajo	Jose Luis Carrillo German	HYUNDAI COUPE V6	2	3	1:55.053	5	1:56.076	7	1:56.212	4	1:56.292	6	1:58.294	3
17	40	AUTOMOVIL CLUB ZARAGOZA	Francho Echegoyen Cortes		HYUNDAI COUPE V6	2	4	1:56.219	5	1:56.260	7	1:56.441	4	1:56.558	6	1:57.722	2
18	57	BALBOR MOTORSPORT CLUB DE AUTOMOVILISMO	Jaime Cela Talavera		CITROEN SAXO	1	2	1:58.389	2	1:58.558	3	1:59.570	4	2:00.227	10	2:02.018	6
19	26	ESCUADERIA CERRO NEGRO	Emilio Jose Lopez Gonzalez		HYUNDAI GETZ	1	3	2:00.706	10	2:02.203	3	2:02.831	2	2:03.462	5	2:03.620	7
20	18	R.A.C. CIRCUITO GUADALOPE	Jesus Lahoz Martin		ALFA GTV	C-L	4	2:04.356	6	2:04.602	3	2:04.666	7	2:05.222	5	2:05.328	2
21	23	R.A.C. CIRCUITO GUADALOPE	Sylvain Xavier Soler		CITROEN SAXO	1	4	2:04.926	7	2:05.022	3	2:05.739	10	2:05.862	4	2:06.087	5
22	16	R.A.C. CIRCUITO GUADALOPE	Joseba Aranburu Lopez		CITROEN SAXO	1	5	2:05.466	3	2:05.472	2	2:05.609	5	2:05.660	6	2:05.837	4
23	51	ESCUADERIA CENTRO	Jorge Martinez Perez		CITROEN SAXO	1	6	2:06.648	3	2:06.683	4	2:07.419	2	2:07.986	5	2:08.447	6
24	19	CADEAL MOTOR CLUB	Juan Dominguez Roca		CITROEN SAXO	1	7	2:06.879	3	2:06.912	2	2:07.314	4	2:08.343	5	2:09.693	6
25	37	R.A.C. CIRCUITO GUADALOPE	Victor Cantin Pinilla		CITROEN SAXO	1	8	2:08.639	3	2:08.752	2	2:09.679	4	2:10.039	5	2:10.253	6
26	11	R.A.C. CIRCUITO GUADALOPE	Lander Seguin Marcos		CITROEN SAXO	1	9	2:09.389	2	2:09.588	3	2:10.094	4	2:12.266	5	2:12.492	9
27	28	R.A.C. CIRCUITO GUADALOPE	Jose Alberto Sanchez Royo		CITROEN SAXO	1	10	2:12.604	6	2:13.308	4	2:13.735	2	2:15.157	3	2:15.929	5
28	50	ESCUADERIA CERRO NEGRO	Jose Avala Oliver		FIAT PUNTO HGT	1	11	2:12.778	6	2:13.695	2	2:13.808	3	2:13.904	5	2:15.932	9





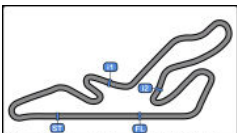
Circuito de Madrid Jarama - RACE
Campeonato RACE de Turismos
CARRERA 2
5 Mejores Velocidades



Circuito de Madrid Jarama-RACE 3.850 m.

Cl	Nº	Concursante	Piloto 1	Piloto 2	Vehiculo	Cat	Cl	Top 1		Top 2		Top 3		Top 4		Top 5		Avg
								Km/h	Vta	Km/h	Vta	Km/h	Vta	Km/h	Vta	Km/h	Vta	
1	6	VSR MOTORSPORT	Francisco Comendador Romero		NISSAN GT-R	5	1	240.0	4	236.3	2	236.3	6	233.2	3	224.5	8	234.0
2	2	ESCUDERIA MOTOR TERRAS	Luis Aguilera Alvarez		GINETA GT3	5	2	236.8	5	227.3	8	226.8	7	223.1	6	219.9	4	226.8
3	12	ALEXANDER VILLANUEVA RUI	Alexander Villanueva Ruiz		HYUNDAI I20	TCR	1	234.7	6	232.7	5	232.2	8	228.8	3	228.8	4	231.4
4	25	ESCUDERIA BAIX EMPORDÀ	Sergio Vivanco Redondo		BMW M4	5	3	227.3	5	222.6	2	222.6	8	222.2	7	217.7	4	222.5
5	33	ESCUDERIA BAIX EMPORDÀ	Enric Roig Roldan		HONDA CIVIC TURBO	5	4	227.3	2	226.4	3	199.2	9	198.5	6	189.1	8	208.1
6	7	ESCUDERIA SANTA BARBARA DE	Ethan Muniesa Ejarque		BMW M3	C-L	1	224.5	8	223.1	7	221.7	6	216.8	3	216.0	2	220.4
7	15	DESGUACES LA TORRE	Juan Carlos Esteban Garcia		PEUGEOT 308	4	1	220.4	8	219.9	7	213.0	9	212.5	6	211.7	2	215.5
8	88	R.A.C. CIRCUITO GUADALOPE	Luis Lopez Anos	Alvaro Rodríguez Sastre	PORSCHE 968 CS	C-L	2	217.3	4	191.8	6	172.8	2	121.8	1	92.0	3	159.1
9	20	PROMOCOPA	Juan Francisco Gastañaga Martínez		CUPRA VZ	TCR	2	212.1	7	205.3	3	200.0	2	197.0	5	194.9	4	201.9
10	3	ANGEL LANCHARES ALONSO	Angel Lanchares Alonso	Ramiro Garcia-Pumarino Santofimia	PORSCHE 997 CUP	5	5	210.1	7	205.7	8	204.5	4	204.1	6	191.8	5	203.2
11	4	R.A.C. CIRCUITO GUADALOPE	Ivan Perez Sanchez		PEUGEOT 207 PROTO	3	1	210.1	7	205.3	8	204.5	3	202.2	5	201.1	4	204.6
12	58	AUTOMOVIL CLUB ALICANTE	Hector Palacios Vazquez		MAZDA MX5	2	1	210.1	2	209.3	4	207.2	7	202.6	3	202.2	6	206.3
13	8	ESCUDERIA 1000 LAGOS	Javier Moreno Garcia		PEUGEOT 205	1	1	204.1	5	203.3	2	200.7	6	198.8	3	198.1	4	201.0
14	48	ASOCIACION ESPAÑOLA DE CLASICOS DEPORTIVOS	Juan Carlos Zorrilla Hierro		PORSCHE 968 CS	C-L	3	202.6	5	200.3	8	189.8	6	188.1	2	187.8	4	193.7
15	5	AUTOMOVIL CLUB ZARAGOZA	Carlos Sanz Mostajo	Jose Luis Carrillo German	HYUNDAI COUPE V6	2	2	201.1	4	199.6	6	199.6	8	198.8	5	198.1	7	199.4
16	77	PROMOCOPA	Sergio Muñoz De La Vieja		BMW 325	2	3	200.7	3	195.6	5	190.4	8	189.8	6	188.8	10	193.0
17	40	AUTOMOVIL CLUB ZARAGOZA	Francho Echegoyen Cortes		HYUNDAI COUPE V6	2	4	195.2	6	194.2	7	189.4	5	188.4	3	186.2	2	190.7
18	18	R.A.C. CIRCUITO GUADALOPE	Jesus Lahoz Martin		ALFA GTV	C-L	4	190.8	6	190.1	4	188.1	2	188.1	5	187.8	10	189.0
19	57	BALBOR MOTORSPORT CLUB DE AUTOMOVILISMO	Jaime Cela Talavera		CITROEN SAXO	1	2	187.8	4	187.5	3	187.1	5	187.1	10	186.5	7	187.2
20	26	ESCUDERIA CERRO NEGRO	Emilio Jose Lopez Gonzalez		HYUNDAI GETZ	1	3	187.5	10	175.6	3	174.4	4	173.9	2	172.8	6	176.8
21	23	R.A.C. CIRCUITO GUADALOPE	Sylvain Xavier Soler		CITROEN SAXO	1	4	182.7	10	181.2	4	181.2	5	180.9	3	178.8	7	180.9
22	51	ESCUDERIA CENTRO	Jorge Martinez Perez		CITROEN SAXO	1	5	182.4	3	179.7	5	177.9	4	175.6	6	173.0	7	177.7
23	16	R.A.C. CIRCUITO GUADALOPE	Joseba Aranburu Lopez		CITROEN SAXO	1	6	180.0	10	179.7	6	179.4	4	178.8	2	177.6	5	179.1
24	19	CADEAL MOTOR CLUB	Juan Dominguez Roca		CITROEN SAXO	1	7	179.4	4	179.1	3	177.6	2	177.6	5	177.6	6	178.2
25	37	R.A.C. CIRCUITO GUADALOPE	Victor Cantin Pinilla		CITROEN SAXO	1	8	177.6	2	176.4	3	176.4	9	175.8	4	175.0	6	176.3
26	11	R.A.C. CIRCUITO GUADALOPE	Lander Seguin Marcos		CITROEN SAXO	1	9	176.1	2	175.6	3	172.5	5	171.4	6	171.1	4	173.3
27	28	R.A.C. CIRCUITO GUADALOPE	Jose Alberto Sanchez Royo		CITROEN SAXO	1	10	176.1	4	174.1	6	171.7	5	170.6	3	169.8	2	172.5
28	50	ESCUDERIA CERRO NEGRO	Jose Avala Oliver		FIAT PUNTO HGT	1	11	166.9	6	164.8	7	164.3	9	163.8	4	163.6	5	164.7





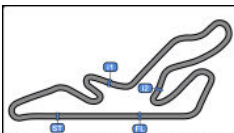
Circuito de Madrid Jarama - RACE
 Campeonato RACE de Turismos
CARRERA 2



Secuencia Vueltas Rápidas

Vta	Hora Día	Tiempo Sesión	Nº Concursante	Piloto 1	Piloto 2	Vehiculo	Cat	Tiempo	Km/h
2	18:13:39.165	3:19.165	6 VSR MOTORSPORT	Francisco Comendador Romero		NISSAN GT-R	5	1:38.728	140.3





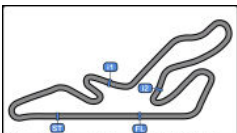
Circuito de Madrid Jarama - RACE
Campeonato RACE de Turismos
CARRERA 2



Mejor Máxima Velocidad del Evento

Nº	Concursante	Piloto 1	Piloto 2	Vehiculo	Cat	Km/h	Sesión
25	ESCUADERIA BAIX EMPORDÀ	Sergio Vivanco Redondo		BMW M4	5	246.0	CRONOMETRADOS 2
6	VSR MOTORSPORT	Francisco Comendador Romero		NISSAN GT-R	5	240.0	CARRERA 2
3	ANGEL LANCHARES ALONSO	Angel Lanchares Alonso	Ramiro Garcia-Pumarino Santofimia	PORSCHE 997 CUP	5	238.4	CRONOMETRADOS 1
2	ESCUADERIA MOTOR TERRASSA	Luis Aguilera Alvarez		GINETA GT3	5	236.8	CARRERA 2
12	ALEXANDER VILLANUEVA RUIZ	Alexander Villanueva Ruiz		HYUNDAI I20	TCR	234.7	CARRERA 2
88	R.A.C. CIRCUITO GUADALOPE	Luis Lopez Anos	Alvaro Rodríguez Sastre	PORSCHE 968 CS	C-L	233.2	CRONOMETRADOS 2
33	ESCUADERIA BAIX EMPORDÀ	Enric Roig Roldan		HONDA CIVIC TURBO	5	231.2	CARRERA 1
7	ESCUADERIA SANTA BARBARA DE UTRILLAS	Ethan Muniesa Ejarque		BMW M3	C-L	228.8	CRONOMETRADOS 1
15	DESGUACES LA TORRE	Juan Carlos Esteban Garcia		PEUGEOT 308	4	222.2	CARRERA 1
1	R.A.C. CIRCUITO GUADALOPE	Ander Gamon Aguinagalde		CUPRA TCR	TCR	216.8	CRONOMETRADOS 1
20	PROMOCOPA	Juan Francisco Gastañaga Martinez		CUPRA VZ	TCR	212.1	CARRERA 2
10	MI MOTORSPORT	Alberto Martinez Alvarez		BMW M3 E46	4	211.3	CRONOMETRADOS 1
58	AUTOMOVIL CLUB ALICANTE	Hector Palacios Vazquez		MAZDA MX5	2	210.9	CARRERA 1
4	R.A.C. CIRCUITO GUADALOPE	Ivan Perez Sanchez		PEUGEOT 207 PROTO	3	210.1	CARRERA 2
77	PROMOCOPA	Sergio Muñoz De La Vieja		BMW 325	2	209.3	CARRERA 1
8	ESCUADERIA 1000 LAGOS	Javier Moreno Garcia		PEUGEOT 205	1	208.0	CRONOMETRADOS 2
55	CLUB DE AUTOMOVILISMO LA VILA	Vicente Gabriel Valles Piera		FORD FIESTA	3	205.7	CRONOMETRADOS 2
48	ASOCIACION ESPAÑOLA DE CLASICOS DEPORTIVOS	Juan Carlos Zorrilla Hierro		PORSCHE 968 CS	C-L	205.7	CARRERA 1
5	AUTOMOVIL CLUB ZARAGOZA	Carlos Sanz Mostajo	Jose Luis Carrillo German	HYUNDAI COUPE V6	2	202.6	CRONOMETRADOS 1
40	AUTOMOVIL CLUB ZARAGOZA	Francho Echevoyen Cortes		HYUNDAI COUPE V6	2	201.1	CRONOMETRADOS 2
38	ESCUADERIA CERRO NEGRO	Angel Sobrino De Toro		HYUNDAI GETZ JTD	1	197.4	CARRERA 1
14	RX PRO RACING	Mateo Muncharaz Adrado		PEUGEOT 308	4	192.5	ENTRENAMIENTO PRIVADO
18	R.A.C. CIRCUITO GUADALOPE	Jesus Lahoz Martin		ALFA GTV	C-L	192.1	CARRERA 1
26	ESCUADERIA CERRO NEGRO	Emilio Jose Lopez Gonzalez		HYUNDAI GETZ	1	190.1	CARRERA 1
57	BALBOR MOTORSPORT CLUB DE AUTOMOVILISMO	Jaime Cela Talavera		CITROEN SAXO	1	189.4	CARRERA 1
23	R.A.C. CIRCUITO GUADALOPE	Sylvain Xavier Soler		CITROEN SAXO	1	183.6	CARRERA 1
51	ESCUADERIA CENTRO	Jorge Martinez Perez		CITROEN SAXO	1	183.0	CARRERA 1
19	CADEAL MOTOR CLUB	Juan Dominguez Roca		CITROEN SAXO	1	182.7	CARRERA 1
16	R.A.C. CIRCUITO GUADALOPE	Joseba Aranburu Lopez		CITROEN SAXO	1	180.9	CARRERA 1
53	ESCUADERIA CENTRO	Jorge Martinez Garcia	Adrian Martinez Perez	CITROEN SAXO	1	180.6	CRONOMETRADOS 2
37	R.A.C. CIRCUITO GUADALOPE	Victor Cantin Pinilla		CITROEN SAXO	1	178.8	CARRERA 1
9	R.A.C. CIRCUITO GUADALOPE	Daniel Oliver Ponz		CITROEN SAXO	1	177.3	ENTRENAMIENTO PRIVADO
28	R.A.C. CIRCUITO GUADALOPE	Jose Alberto Sanchez Royo		CITROEN SAXO	1	177.3	CARRERA 1
11	R.A.C. CIRCUITO GUADALOPE	Lander Seguin Marcos		CITROEN SAXO	1	177.0	CARRERA 1
50	ESCUADERIA CERRO NEGRO	Jose Avala Oliver		FIAT PUNTO HGT	1	169.2	CARRERA 1





Circuito de Madrid Jarama - RACE
Campeonato RACE de Turismos
CARRERA 2
Cuentavueltas



VTA

Nr	Po	Grid	1	2	3	4	5	6	7	8	9	10	11
6	1	6	6	6	6	6	6	25	25	25	25	25	25
25	2	25	25	25	25	25	25	6	6	6	6	6	6
88	3	88	33	33	33	33	33	33	33	33	33	33	33
33	4	33	7	7	7	7	7	7	7	15	15	15	15
7	5	7	15	15	15	15	15	15	15	7	7	12	12
15	6	15	88	12	12	12	12	12	12	12	12	7	7
20	7	20	77	77	2	2	2	2	2	2	2	2	2
4	8	4	4	4	77	77	77	4	4	4	4	4	20
8	9	8	58	2	4	4	4	20	20	20	20	20	4
77	10	77	20	58	58	58	20	77	77	77	77	77	
55	11	55	12	20	20	20	58	58	58	58	58	8	
10	12	10	8	8	8	8	8	8	8	8	8	3	
5	13	5	40	40	40	3	3	3	3	3	3	3	48
48	14	48	5	48	48	40	48	48	48	48	48	48	40
40	15	40	2	5	3	48	40	40	40	5	5	5	
58	16	58	48	3	5	5	5	5	5	40	40	57	
57	17	57	57	57	57	57	57	57	57	57	57	58	
38	18	38	3	88	26	26	26	26	26	26	26	26	
53	19	53	16	16	18	16	16	16	18	18	18	18	
18	20	18	18	26	16	18	18	18	16	16	16	23	
16	21	16	51	18	23	23	23	23	23	23	23	16	
51	22	51	23	23	51	51	51	51	51	51	51		
9	23	9	26	51	19	19	19	19	37	37	37		
19	24	19	19	19	37	37	37	37	11	11	11		
37	25	37	37	37	11	11	11	11	28	28	28		
11	26	11	11	11	50	28	28	28	50	50	50		
50	27	50	28	28	28	50	50	50					
28	28	28	50	50	88	88	88	88					
3	29	3											





Circuito de Madrid Jarama - RACE
Campeonato RACE de Turismos
CARRERA 2
Cuentavueltas



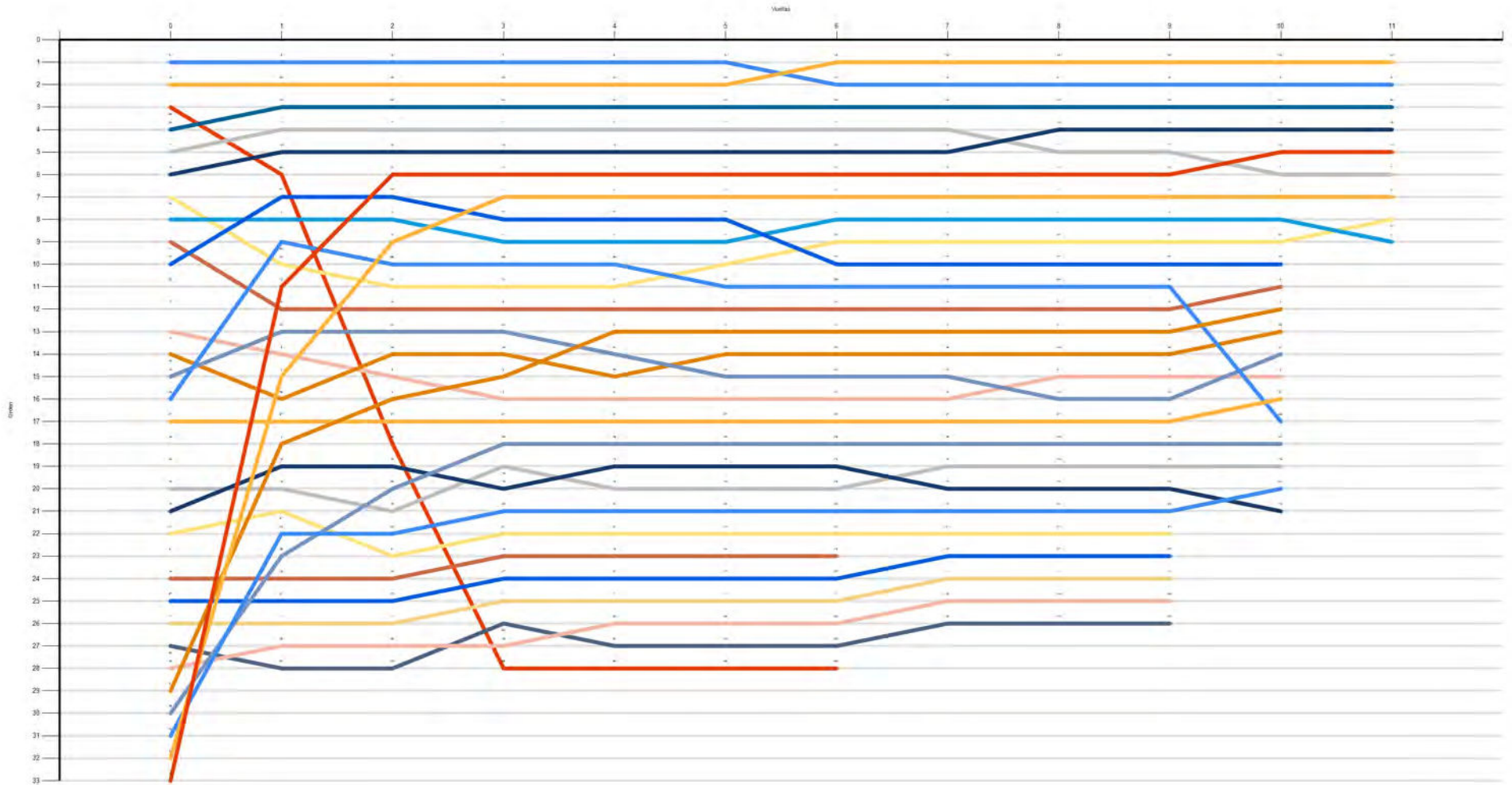
VTA

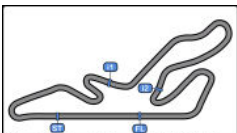
Nr	Po	Grid	1	2	3	4	5	6	7	8	9	10	11
26	30	26											
23	31	23											
2	32	2											
12	33	12											





Circuito de Madrid Jarama - RACE
Campeonato RACE de Turismos
CARRERA 2
Cuentavueltas Gráfico





Circuito de Madrid Jarama - RACE
Campeonato RACE de Turismos
CARRERA 2

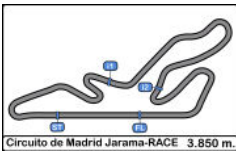
Tiempos Parada en Pit

Circuito de Madrid Jarama-RACE 3.850 m.



Ord	Nr.	In Day Time	Concursante	Piloto 1	Piloto 2	Vehiculo	Cat	Tiempo Entrada	Parada N°	Tiempo Box	Handicap	Diff.
1	88	18:14:24.138	R.A.C. CIRCUITO GUADALOPE	Luis Lopez Anos	Alvaro Rodríguez Sastre	PORSCHE 968 CS	C-L	4:04.241	1	8:25.979		

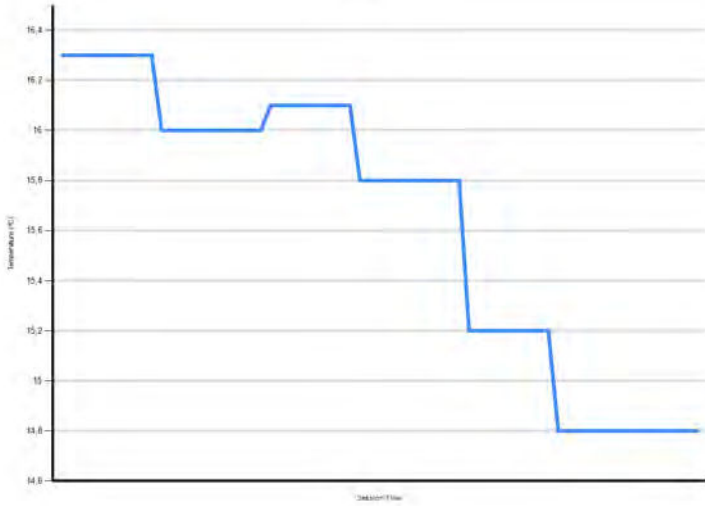




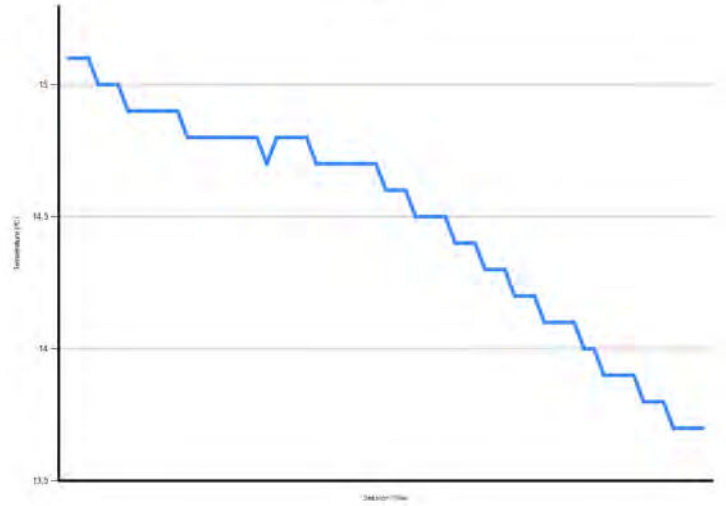
Circuito de Madrid Jarama - RACE
Campeonato RACE de Turismos
CARRERA 2
Informe Meteorológico



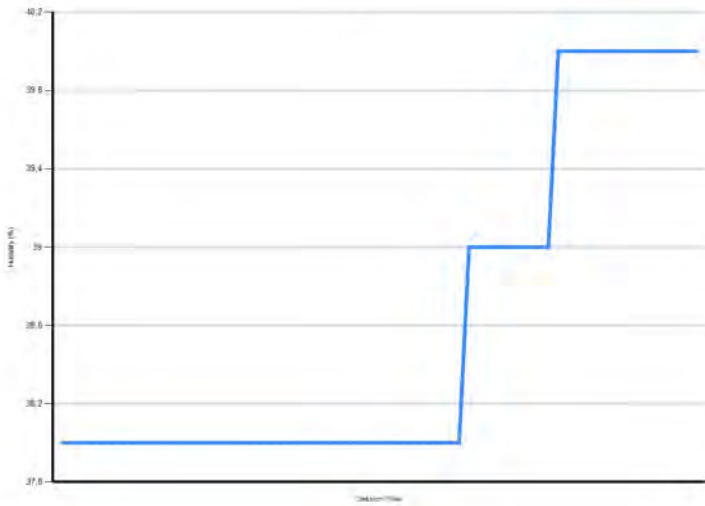
Temperatura Aire



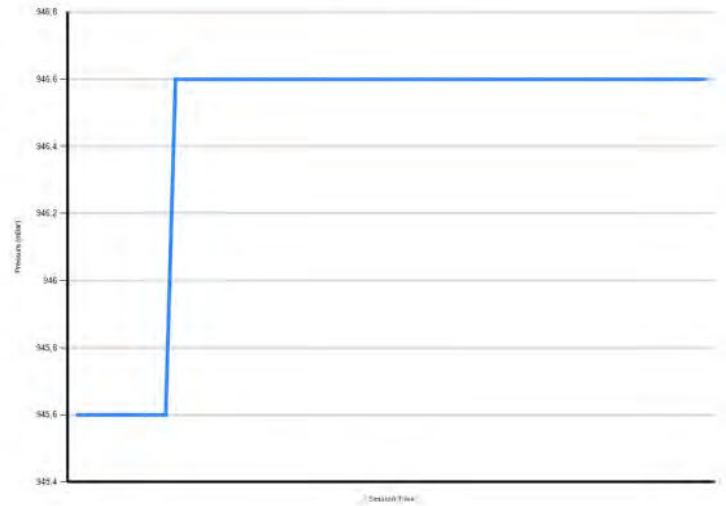
Temperatura Pista



Humidad



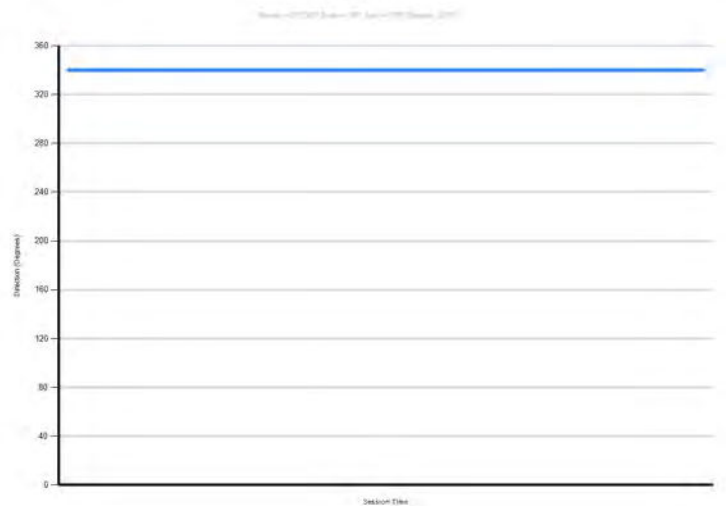
Presión

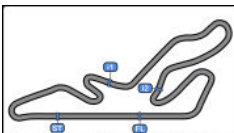


Velocidad Viento



Dirección Viento





Circuito de Madrid Jarama - RACE

Campeonato RACE de Turismos

CARRERA 2

Resultados Finales



Circuito de Madrid Jarama-RACE 3.850 m.

Cls	Nº	Concursante	Piloto 1	Piloto 2	Vehiculo	Cat	Cl	Vtas.	Tiempo	Dif 1º	Interval	Km/h	Mejor	Tiempo	Km/h
1	6	VSR MOTORSPORT	Francisco Comendador Romero		NISSAN GT-R	5	1	11	20:42.714			122.6	2	1:38.728	140.3
2	33	ESCUDERIA BAIX EMPORDÀ	Enric Roig Roldan		HONDA CIVIC TURBO	5	2	11	20:59.026	16.312	16.312	121.0	2	1:40.665	137.6
3	15	DESGUACES LA TORRE	Juan Carlos Esteban Garcia		PEUGEOT 308	4	1	11	21:01.409	18.695	2.383	120.8	8	1:43.547	133.8
4	12	ALEXANDER VILLANUEVA RUI	Alexander Villanueva Ruiz		HYUNDAI I20	TCR	1	11	21:02.373	19.659	0.964	120.7	5	1:42.638	135.0
5	25 *	ESCUDERIA BAIX EMPORDÀ	Sergio Vivanco Redondo		BMW M4	5	3	11	21:06.306	23.592	3.933	120.3	3	1:39.123	139.8
6	7	ESCUDERIA SANTA BARBARA DE	Ethan Muniesa Ejarque		BMW M3	C-L	1	11	21:07.014	24.300	0.708	120.3	6	1:45.277	131.6
7	2	ESCUDERIA MOTOR TERRAS	Luis Aguilera Alvarez		GINETA GT3	5	4	11	21:09.001	26.287	1.987	120.1	5	1:44.695	132.3
8	20	PROMOCOPA	Juan Francisco Gastañaga Martinez		CUPRA VZ	TCR	2	11	21:56.247	1:13.533	47.246	115.8	7	1:48.011	128.3
9	4	R.A.C. CIRCUITO GUADALOPE	Ivan Perez Sanchez		PEUGEOT 207 PROTO	3	1	11	22:03.930	1:21.216	7.683	115.1	6	1:50.172	125.8
10	77	PROMOCOPA	Sergio Muñoz De La Vieja		BMW 325	2	1	10	20:52.074	1 Vta.	1 Vta.	110.6	5	1:51.221	124.6
11	8	ESCUDERIA 1000 LAGOS	Javier Moreno Garcia		PEUGEOT 205	1	1	10	20:52.533	1 Vta.	0.459	110.6	7	1:50.829	125.0
12	3	ANGEL LANCHARES ALONSO	Angel Lanchares Alonso	<u>Ramiro Garcia-Pumarino Santofimia</u>	PORSCHE 997 CUP	5	5	10	20:53.437	1 Vta.	0.904	110.5	10	1:50.771	125.1
13	48	ASOCIACION ESPAÑOLA DE CLASICOS DEPORTIVOS	Juan Carlos Zorrilla Hierro		PORSCHE 968 CS	C-L	2	10	20:58.138	1 Vta.	4.701	110.1	7	1:53.508	122.1
14	40	AUTOMOVIL CLUB ZARAGOZA	Francho Echegoyen Cortes		HYUNDAI COUPE V6	2	2	10	21:11.496	1 Vta.	13.358	109.0	5	1:56.219	119.2
15	57	BALBOR MOTORSPORT CLUB DE AUTOMOVILISMO	Jaime Cela Talavera		CITROEN SAXO	1	2	10	21:20.740	1 Vta.	9.244	108.2	2	1:58.389	117.0
16	58	AUTOMOVIL CLUB ALICANTE	Hector Palacios Vazquez		MAZDA MX5	2	3	10	21:21.605	1 Vta.	0.865	108.1	7	1:51.331	124.4
17	26	ESCUDERIA CERRO NEGRO	Emilio Jose Lopez Gonzalez		HYUNDAI GETZ	1	3	10	21:22.319	1 Vta.	0.714	108.0	10	2:00.706	114.8
18	18	R.A.C. CIRCUITO GUADALOPE	Jesus Lahoz Martin		ALFA GTV	C-L	3	10	21:29.680	1 Vta.	7.361	107.4	6	2:04.356	111.4
19	23	R.A.C. CIRCUITO GUADALOPE	Sylvain Xavier Soler		CITROEN SAXO	1	4	10	21:31.770	1 Vta.	2.090	107.2	7	2:04.926	110.9
20	16	R.A.C. CIRCUITO GUADALOPE	Joseba Aranburu Lopez		CITROEN SAXO	1	5	10	21:33.955	1 Vta.	2.185	107.1	3	2:05.466	110.4
21	5 *	AUTOMOVIL CLUB ZARAGOZA	Carlos Sanz Mostajo	<u>Jose Luis Carrillo German</u>	HYUNDAI COUPE V6	2	4	10	21:37.091	1 Vta.	3.136	106.8	5	1:55.053	120.4
22	51	ESCUDERIA CENTRO	Jorge Martinez Perez		CITROEN SAXO	1	6	9	20:17.747	2 Vtas.	1 Vta.	102.4	3	2:06.648	109.4
23	37	R.A.C. CIRCUITO GUADALOPE	Victor Cantin Pinilla		CITROEN SAXO	1	7	9	21:10.967	2 Vtas.	53.220	98.1	3	2:08.639	107.7
24	11	R.A.C. CIRCUITO GUADALOPE	Lander Seguin Marcos		CITROEN SAXO	1	8	9	21:14.806	2 Vtas.	3.839	97.8	2	2:09.389	107.1
25	28	R.A.C. CIRCUITO GUADALOPE	Jose Alberto Sanchez Royo		CITROEN SAXO	1	9	9	21:27.916	2 Vtas.	13.110	96.8	6	2:12.604	104.5
26	50	ESCUDERIA CERRO NEGRO	Jose Avala Oliver		FIAT PUNTO HGT	1	10	9	21:29.302	2 Vtas.	1.386	96.7	6	2:12.778	104.3

Not classified: (Requirements: 75% of number laps of leader = 9 Laps)

19	CADEAL MOTOR CLUB	Juan Dominguez Roca			CITROEN SAXO	1	11	6	12:55.791	5 Vtas.	3 Vtas.	107.1	3	2:06.879	109.2
88	R.A.C. CIRCUITO GUADALOPE	Luis Lopez Anos	<u>Alvaro Rodriguez Sastre</u>		PORSCHE 968 CS	C-L	4	6	21:05.974	5 Vtas.	8:10.183	65.6	6	1:50.932	124.9
55	CLUB DE AUTOMOVILISMO LA VILA	Vicente Gabriel Valles Piera			FORD FIESTA	3	2								
10	MI MOTORSPORT	Alberto Martinez Alvarez			BMW M3 E46	4	2								
38	ESCUDERIA CERRO NEGRO	Angel Sobrino De Toro			HYUNDAI GETZ JTD	1	12								
53	ESCUDERIA CENTRO	Jorge Martinez Garcia	<u>Adrian Martinez Perez</u>		CITROEN SAXO	1	13								

Publicado a las:.....

Temp Pista: **14.8 °C** Temp Aire: **16.0 °C** Humedad: **38 %** Estado Pista: **SECA**

Comisarios Deportivos:

Rubén Collar

José María Solís

Ángel Linaje

Cronometrador:

María Jesús Gamazo

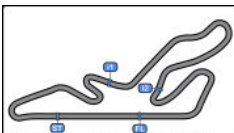
CD-01548-ESP/M

CD-01272-ESP/M

CD-00082-ESP/M

JCR-00499-ESP/M





Circuito de Madrid Jarama-RACE 3.850 m.

Circuito de Madrid Jarama - RACE Campeonato RACE de Turismos CARRERA 2



Resultados Finales

Cls	Nº	Concursante	Piloto 1	Piloto 2	Vehiculo	Cat	Cl	Vtas.	Tiempo	Dif 1º	Interval	Km/h	Mejor	Tiempo	Km/h
9		R.A.C. CIRCUITO GUADALOPE	Daniel Oliver Ponz		CITROEN SAXO	1		14							

Vta. Rápida Francisco Comendador Romero en 1:38.728 a 140.3 Km/h en la vta. 2

* PENALIZACIONES

Dorsal #5 penalizado con 24" por Drive Through en diferido según art. 19.6 y 19.7 RDCRV

Dorsal #25 penalizado con 24" por Drive Through en diferido según art.13.27 RDCRV

Publicado a las:.....

Temp Pista: 14.8 °C Temp Aire: 16.0 °C Humedad: 38 % Estado Pista: SECA

Comisarios Deportivos:

Rubén Collar

José María Solís

Ángel Linaje

Cronometrador:

María Jesús Gamazo

CD-01548-ESP/M

CD-01272-ESP/M

CD-00082-ESP/M

JCR-00499-ESP/M

